

# Jabra s5010



© 2007 Jabra, GN Mobile A/S (GN Netcom A/S). All rights reserved. Jabra® is a registered trademark of GN Mobile A/S (GN Netcom A/S). All other trademarks included herein are the property of their respective owners. (Design and specifications subject to change without notice)

[www.jabra.com](http://www.jabra.com)

Made in China



SOUND DESIGN BY



Stereo Speaker

User manual

**Jabra**

**Jabra**

## **TOLL FREE Customer Contact Details:**

**Web:** [www.jabra.com](http://www.jabra.com)  
(for the latest support info and  
online user manuals)

**Phone:** **Australia:** 1-800-083-140 (10:00 – 19:00)  
**China:** 800-858-0789 (08:00 – 19:00)  
**Hong Kong:** 800-968-265 (08:00 – 17:00)  
**Indonesia:** 001-803-852-7664 (08:00 – 17:00)  
**Japan:** 0034-800-400-594 (09:00 – 18:00)  
**Malaysia:** 1800-812-160 (08:00 – 17:00)  
**New Zealand:** 0800-447-982 (12:00 – 21:00)  
**Singapore:** 800-860-0019 (08:00 – 17:00)  
**Taiwan:** 0080-186-3013 (08:00 – 19:00)  
**India:** 000-800-852-1185 (05:30 – 14:30)  
**Philippines:** 1800 765 8068 (08:00 – 17:00)

<b>English</b> .....	<b>3</b>
<b>简体中文</b> .....	<b>9</b>
<b>繁體中文</b> .....	<b>15</b>
<b>ภาษาไทย</b> .....	<b>21</b>
<b>한국어</b> .....	<b>27</b>
<b>Malaysia</b> .....	<b>33</b>
<b>日本語</b> .....	<b>39</b>

replacement under the terms of this warranty does not give right to any extension or a new beginning of the period of warranty.

Claims under the Warranty

To obtain Warranty Service, please contact the GN dealer from which you purchased this product or visit [www.gnnetcom.com](http://www.gnnetcom.com) or [www.jabra.com](http://www.jabra.com) for further information about customer support.

You will need to return this Product to the dealer or ship it to the dealer or to GN (if so indicated on [www.gnnetcom.com](http://www.gnnetcom.com) or [www.jabra.com](http://www.jabra.com)) in either its original packaging or packaging affording an equal degree of protection.

You will bear the cost of shipping the product to GN. If the Product is covered by the warranty, GN will bear the cost of shipping product back to you after the completion of service under this warranty. Return shipping will be charged to you for products not covered by the warranty or requiring no warranty repair.

The Following information must be presented to obtain Warranty Service: (a) the product, and (b) proof of purchase, which clearly indicates the name and address of the seller, the date of purchase and the product type, which is evidence that this product is within the Warranty Period. Please further include (c) your return address. (d) daytime telephone number, and (e) reason for return.

As part of GN/Jabra's efforts to reduce environmental waste you understand that the product may consist of reconditioned equipment that contains used components, some of which have been reworked. The used components all live up to GN/Jabra's high quality standards and comply with the GN product performance and reliability specifications. You understand that replaced parts or components will become the property of GN.

Limitation of Warranty

This warranty is only valid for the original purchaser and will automatically terminate prior to expiration if this product is sold or otherwise transferred to another party. The warranty provided by GN in this statement applies only to products purchased for use, and not for resale. It does not apply to open box purchases, which are sold "as is" and without any warranty.

Specifically exempt from warranty are limited-life consumable components subject to normal wear and tear, such as microphone windscreens, ear cushions, modular plugs, ear tips, decorative finishes, batteries, and other accessories.

This warranty is invalid if the factory-applied serial number, date code label, or product label has been altered or removed from this product.

This Warranty does not cover cosmetic damage or damage due to misuse, abuse, negligence, Acts of Nature, accident, disassembling or modification of, or to any part of, the product. This Warranty does not cover damage due to improper operation, maintenance or installation, or attempted repair by anyone other than GN or a GN dealer which is authorized to do GN warranty work. Any unauthorized repairs will void this warranty.

REPAIRS OR REPLACEMENTS AS PROVIDED UNDER THIS WARRANTY ARE THE EXCLUSIVE REMEDY OF THE CONSUMER. GN SHALL NOT BE LIABLE FOR ANY INCIDENTAL OR CONSEQUENTIAL DAMAGES FOR BREACH OF ANY EXPRESS OR IMPLIED WARRANTY ON THIS PRODUCT. EXCEPT TO THE EXTENT PROHIBITED BY LAW, THIS WARRANTY IS EXCLUSIVE AND IN LIEU OF ALL OTHER EXPRESS AND IMPLIED WARRANTIES WHATSOEVER, INCLUDING BUT NOT LIMITED TO THE WARRANTY OF MERCHANTABILITY AND FITNESS FOR A PRACTICAL PURPOSE.

NOTE! This warranty gives you specific legal rights. You may have other rights which vary from location to location. Some jurisdictions do not allow the exclusion or limitation of incidental or consequential damages or implied warranties, so the above exclusions may not apply to you. This warranty does not affect your legal (statutory) rights under your applicable national or local laws.

简体中文

1. 致谢 ..... 10

2. 关于 Jabra S 5010 立体声扬声器 ..... 10

3. 扬声器可以做什么 ..... 10

4. 操作入门 ..... 11

5. Jabra S 5010 控件 ..... 12

6. 故障排除与常见问题解答 ..... 12

7. 需要更多帮助 ..... 13

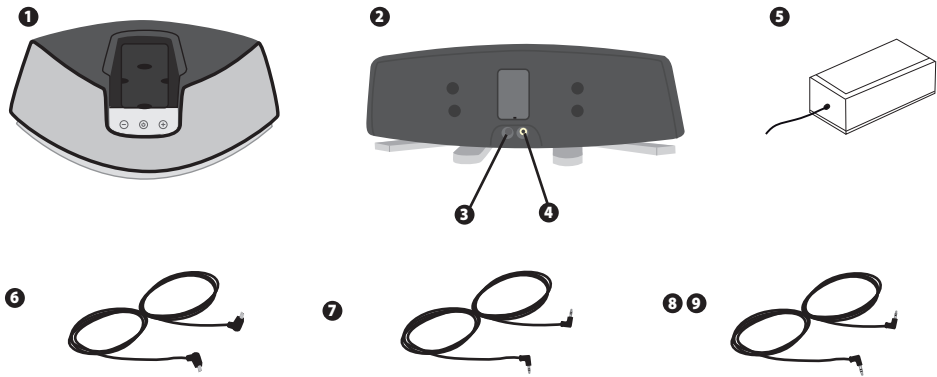
8. 安全守则 ..... 13

9. 保修 ..... 13

# 1 致谢

感谢您购买 Jabra S 5010 立体声扬声器。我们希望您能喜欢它！本用户手册可以帮助您学会并充分使用好您的扬声器。

# 2 关于 Jabra S 5010



## Jabra S 5010 控件

- 1. 立体声扬声器正面
- 2. 立体声扬声器背面
- 3. 电源插头
- 4. 3.5 mm 辅助电源插头
- 5. 电源

## 接头线缆

- 6. 增强式迷你 USB 耳机插孔插头
- 7. 2.5 mm 耳机插孔插头
- 8. 3.5 mm 耳机插孔插头
- 9. 个人电脑数据线

# 3 扬声器可以做什么

## 通过 Jabra S 5010 您可以：

- 从 MP3 播放器听音乐
- 从手机听音乐
- 将其作为 PC 的外部扬声器工作

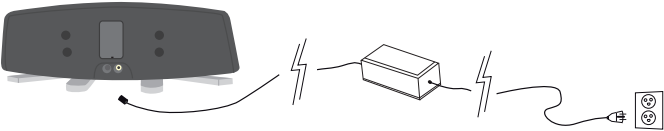
## SOUND DESIGN BY Klipsch®

- 将扬声器放在墙壁旁边或角落里可以增强声音边界增益效果，改善低音，充分体验 Jabra S 5010 的功能。

## 规格

- 尺寸：110 x 330 x 170 毫米
- 重量：1.7 千克
- 频率响应：70 赫兹 至 20 千赫兹
- 最大声音输出：1 米以内为 94 分贝 SPL
- 功率：总计 30 瓦：15 瓦 x 2 个声道
- 输入阻抗：20 千欧 2.5 毫米输入，16 千欧 3.5 毫米输入
- 交叉频率：4.6 千赫兹
- 高音喇叭：2 X ¾"
- 低音喇叭：2 X 2.5"
- 扩音器：D 级
- 电源：100-240 伏，50-60 赫兹

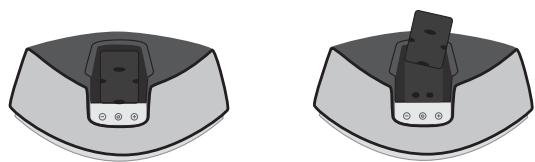
# 4 操作入门



## 连接电源

将 S 5010 放在稳固的表面上。将电源线连接到 S5010 背面的电源。将电源线一端插入电源，另一端插入标准墙壁插座。

## 连接音乐手机或其它音频设备



A) 轻轻地拨下橡胶盖



B) 将电缆接头插入 2.5 毫米的插孔或迷你 USB 输入口



C) 妥善地将橡胶盖放回原位。使用橡胶盖下面的空洞放置长度多余的电缆

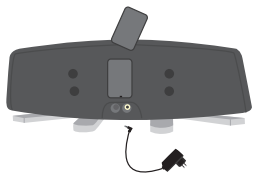


D) 妥善地将橡胶盖放回原位。使用橡胶盖下面的空洞放置长度多余的电缆

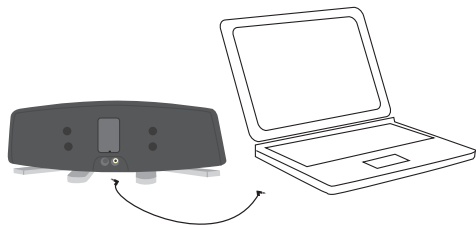
## 注意：

如果手机上没有耳机插孔输入插头（2.5 毫米、3.5 毫米或迷你 USB），则需要一个适配器。适配器与手机一起提供或可在零售店购买。有关建议，请参见手机操作手册。

为连接 Jabra S 5010 的手机充电



拨下扬声器背面的橡胶盖。将专用充电线穿过开口连接到手机。  
注意：包装盒中未提供专用充电线。



**连接到 PC**  
使用辅助输入插头将 PC 或其它外接音频设备连接到扬声器背面，将耳机插孔 (3.5 mm) 连接到 PC 和 Jabra S 5010。

5 S 5010 控件

只要将扬声器插上电源并且连接到音乐设备，它就可以工作。控制板中间的电源按钮在“待机/关闭”模式下发“红光”，在“开启”模式下发“绿光”。电源按钮旁边的按钮是音量调节按钮。



6 故障排除与常见问题解答

**没有电源（“开启/关闭”LED 不发光）**  
确保通用电源插头已插入设备的背面，并且电源线连接到墙壁插座。

**音量小或没有声音**  
确保音频线正确插入。检查所连设备（音乐、手机、MP3 播放器或 PC）的音量。

**声音失真**  
确保音频设备的音量没有开得很大

7 需要更多帮助？

请参见封底的技术支持详细信息。

8 安全守则

1. 阅读指导手册。
2. 遵守指导手册上的内容。
3. 注意警告内容。
4. 遵守所有指示。
5. 切勿在水边使用该设备。
6. 只能用于抹布清洁设备。
7. 切勿挡住任何通风口。根据厂商指导进行安装。
8. 切勿在散热源附近安装，例如散热器、暖气、电炉或其它发热设备（包括扩音器）。
9. 防止电源线被踩踏或夹紧，尤其是插头、插座和设备的其它引出点。
10. 只能使用厂商指定的附属设备 / 附件。
11. 只能使用厂商或与设备一同出售的手推车、支架、三角架、托架或工作台。使用手推车时，一起移动手推车和设备时要格外小心，以避免翻倒导致受伤。
12. 在有闪电或长期不使用的情况下，拔下设备的电源。
13. 所有维修应由合格的专业维修人员进行。设备受到任何形式的损坏时都需要进行维修，例如电源线或插头损坏，液体溅入设备或物品砸在设备上，设备暴露在雨水或潮湿的环境中。

警告

扬声器可能发出高音量、高音调的声音。长期收听这种声音可能导致永久失聪。其严重程度依所使用的电话或其他设备的条件以及产品的使用环境而定。使用扬声器之前，请首先阅读下述安全指导。

安全指导

- 1、使用本产品时请遵守下述步骤：
  - 使用扬声器之前，应将音量控制调节到最低水平，
  - 打开音乐，然后
  - 将音量控制缓慢地调节到适当水平。
- 2、在产品使用过程中
  - 尽可能将音量保持在最低水平，避免在需要调高音量的嘈杂环境中使用扬声器；
  - 必须调高音量时，应缓慢调节音量控制；

并且

- 如果您感觉不舒服或出现耳鸣时，应立即停止使用扬声器并咨询医生。连续使用高音量扬声器，您可能慢慢适应这样的音量水平，而这将在没有任何特别不适感觉的情况下永久损害您的听力。