

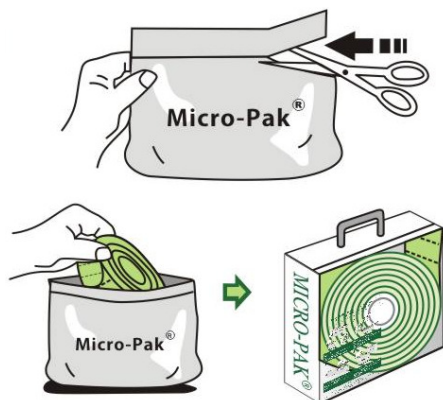
How To Use Micro-Pak® Enhanced Packaging Products

霉必清® 防霉產品使用說明書

Dolls (In Boxes Measuring from 60cm x 22cm x 15cm To 65cm x 40cm x 20cm)
洋娃娃 (尺寸由60厘米x22厘米x15厘米至65厘米x40厘米x20厘米)

Micro-Pak® Enhanced Packaging Stickers and Sheets are easy to use. Just follow these simple steps:
霉必清® 防霉片及防霉紙使用方法簡易, 只須按照以下簡單的步驟:

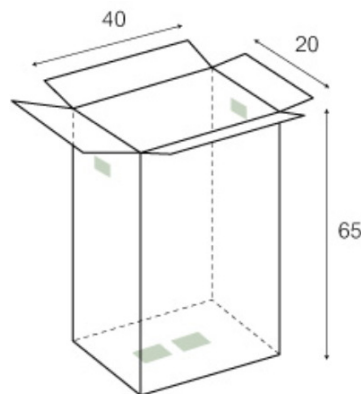
1



Open Micro-Pak® Stickers foil pouch.
Remove roll of Micro-Pak® Stickers and place them in the Micro-Pak® dispenser box.

請開啓霉必清®防霉片卷錫紙袋。
取出霉必清®防霉片卷並置於霉必清®膠盒內。

2



At time of final packing, four pieces of Micro-Pak® Stickers should be placed inside the box (two pieces at the top and two pieces at the bottom).

最後包裝過程時, 請取出四片霉必清®防霉片貼於包裝盒內 (兩片貼於包裝盒頂部及兩片貼於包裝盒底部)。

REMARKS

This is general usage recommendation and additional Micro-Pak® sheets and stickers may be required depending on materials, conditions and history of mold problems. Please contact Micro-Pak in case of further questions. Please always refer to your Customer orders for special packing instructions.

備註

此使用建議只作一般參考之用, 使用額外的霉必清®防霉片或霉必清®防霉紙數量需根據所用材料、生產情況及霉跡紀錄而定。如有問題, 請向邁可達有限公司查詢。請以客人之特定包裝要求為準。

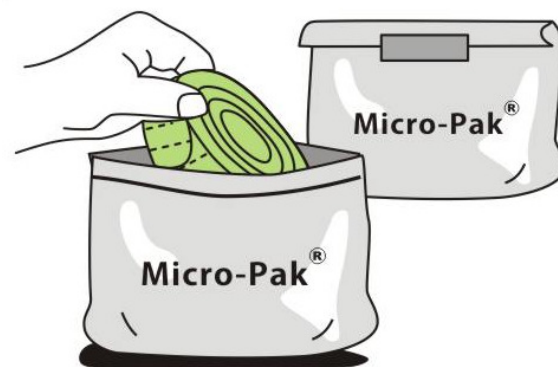
3



The box should be closed immediately after putting the sticker on the box base and not reopened.

請貼上霉必清®防霉片後立刻把包裝盒蓋上及切勿再開啓。

4



Any unfinished rolls of Micro-Pak® Stickers should be placed back in the foil pouch and closed with tape for use as soon as possible.

請把待用的霉必清®防霉片存放於錫紙袋內並用膠紙密封。