

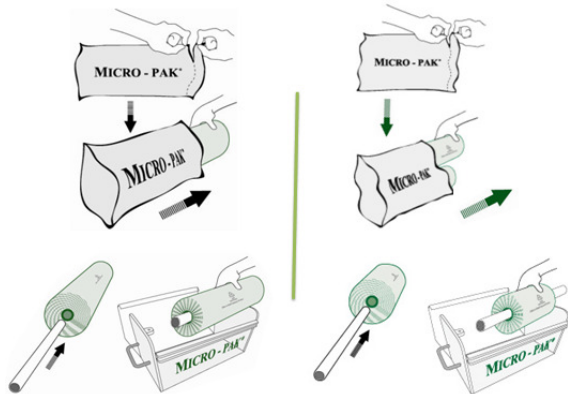
# How To Use Micro-Pak® Enhanced Packaging Products

## 霉必清® 防霉產品使用說明書

### Individually Polybag Packed Intimate Wear 內衣 - 獨立包裝

Micro-Pak® Enhanced Packaging Stickers and Sheets are easy to use. Just follow these simple steps:  
霉必清® 防霉片及防霉紙使用方法簡易, 只須按照以下簡單的步驟:

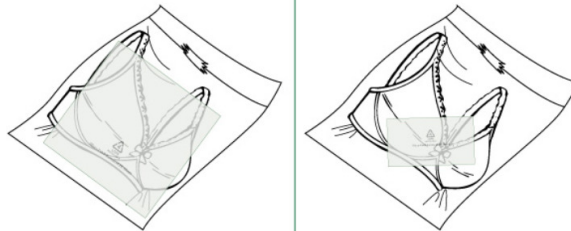
1



Open Micro-Pak® Sheet foil package. Remove roll of Micro-Pak® PE Sheet and place them in the Micro-Pak® dispenser box.

請開啓霉必清®防霉紙錫紙袋。取出霉必清®防霉紙卷並置於霉必清®膠盒內。

2



At time of final packing, one piece of 16cm x 8cm Micro-Pak® Sheet or one piece of 25cm x 25cm Micro-Pak® Sheet should be placed flat inside the polybag together with each item. Choice of the sheet size is dependent on the size of the item being packed.

最後包裝過程時, 請取出一張16厘米x8厘米霉必清®防霉紙或一張25厘米x25厘米霉必清®防霉紙, 與產品平放進包裝膠袋內。防霉紙尺寸取決於包裝產品大小。

Please contact Micro-Pak® for specific instructions based on the items you are packing.

請向邁可達有限公司查詢適於所包裝產品的個別使用說明書。

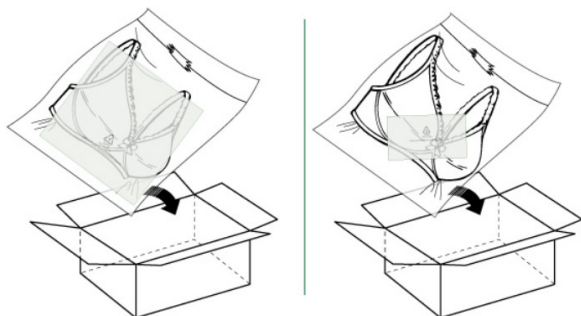
#### REMARKS

This is general usage recommendation and additional Micro-Pak® sheets and stickers may be required depending on materials, conditions and history of problems. Please contact Micro-Pak in case of further questions. Please always refer to your Customer' orders for special packing instructions.

#### 備註

此使用建議只作一般參考之用, 使用額外的霉必清®防霉片或霉必清®防霉紙數量需根據所用材料、生產情況及過往紀錄而定。如有問題, 請向邁可達有限公司查詢。請以客人之特定包裝要求為準。

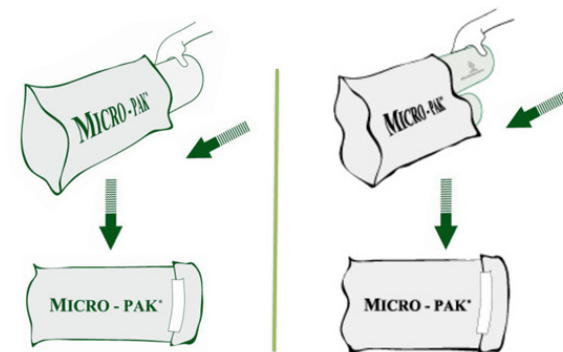
3



Place the item being packed inside the carton and close the carton as quickly as possible.

將已包裝好的產品放入紙箱內, 並盡快封箱。

4



Any unfinished rolls of Micro-Pak® Sheets should be placed back in the foil package and closed with tape for use as soon as possible.

請把待用的霉必清®防霉紙存放於錫紙袋內並用膠紙密封。