

封底

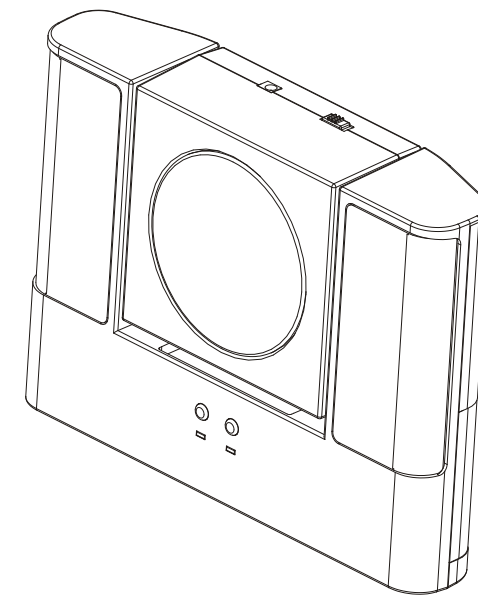
封面

**ARTDio**

2.1 多媒體音箱

SW-125

使用說明書



請在使用前先閱讀並遵守各項安全說明

產品簡介

本產品是一款便攜式多媒體音箱。其造型時尚、精美、小巧、Woofer可調節兩個不同視角，攜帶更方便。  
控制功能簡單，可連接Ø3.5立體音源，如PC/Notebook/MP3/CD/MD/iPOD.....  
兩組供電方式：電源(Power Adapter)/電池(AAx4)

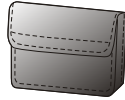
附件(選配)



電源轉換器X1  
注：不同國家使用插頭不同



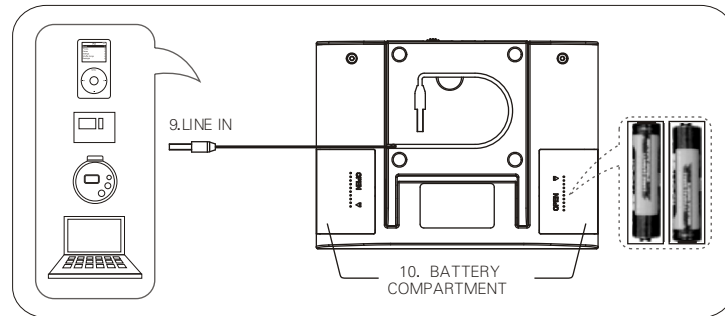
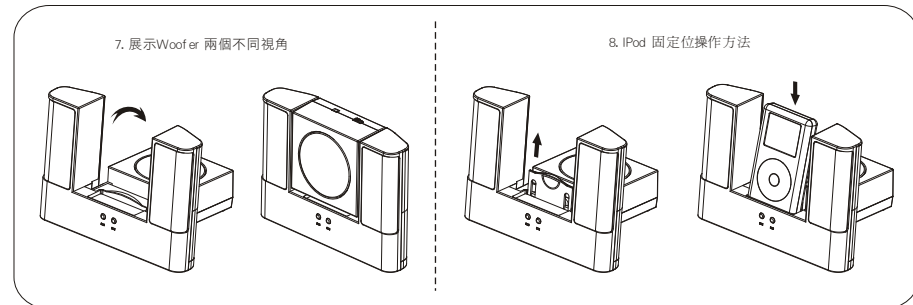
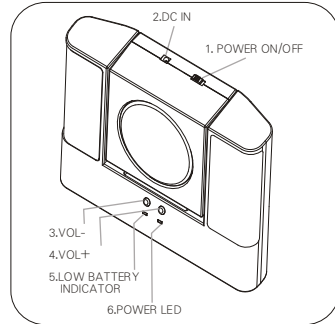
電池(AA)X4



布織布袋 x 1

使用說明

1. POWER ON/OFF: 電源開關，當接上電源，撥動開關撥在ON位置(電源指示燈亮)，可正常播放音樂;撥動開關撥在OFF位置，關閉電源
2. DC IN: 電源輸入連接座(接Power Adapter),當接通電源時，自動切斷電池供電。
3. VOL-: 按下“VOL-”按鍵，調小音量
4. VOL+: 按下“VOL+”按鍵，調大音量
5. LOW BATTERY INDICATOR: 當電池供電時，電壓不足時，亮紅燈提示。(此時需全數更換4顆AA電池，不可新舊交替使用)
6. POWER LED: 接通電源時，綠燈長亮。
7. 展示 Woofer 兩個不同視角: 依箭頭指示向後打開Woofer,反方向則為還原狀態。
8. IPod固定位：在Woofer打開的情況下，依箭頭指示方向，將IPOD固定擋板向上拉出至定位，反方向可壓回原裝態，取出iPod固定擋板後，可將 iPod 置於固定位上播放和收聽音樂。



9. LINE IN: Ø3.5立體音源輸入。
10. BATTERY COMPARTMENT: 按電池蓋三角方向向外推，可取出電池蓋，依圖示正負極安裝電池。再裝上電池蓋。(注意：使用電池時，電壓不足亮紅燈提示,此時需一次性更換4顆AA電池，不可新舊交替使用。)

注意事項

**NOTE:** If the "High Distortion" such as broken sound happen, you can start by adjusting the volume from the right speaker's control to increase the volume until the largest level. Then set the volume from the soft-ware program of sound card in the computer to increase the volume until the broken sound happen. Then by adjusting the volume down to a little bit lower level from the software program that you just did, in order to obtain the best sound until the broken sound is disappeared (Save setting). Now you may turn the speaker volume control to a comfortable listening level.



CAUTION  
RISK OF ELECTRIC SHOCK  
DO NOT OPEN



CAUTION: TO REDUCE THE RISK OF ELECTRIC SHOCK,  
DO NOT REMOVE COVER OR BACK  
NO USER-SERVICEABLE PARTS INSIDE  
REFER SERVICING TO QUALIFIED SERVICE PERSONNEL

WARNING

To reduce the risk of or electric shock, Do not expose this appliance to rain or moisture. Disconnection from mains is made by pulling the mains plug  
The apparatus shall not be exposed to dripping or splashing and that no objects filled with liquids, such as vases, shall be placed on the apparatus.  
The socket-outlet shall be installed near the equipment and shall be easily accessible



ENVIRONMENTAL PROTECTION RECOMMENDATION

At the end of its working life, this product should not be disposed of with standard household Waste, but rather dropped off at a collection point for the disposal of Waste Electrical and Electronic Equipment(WEEE) for recycling.  
This is confirmed by the symbol found on the product, user manual or packaging.