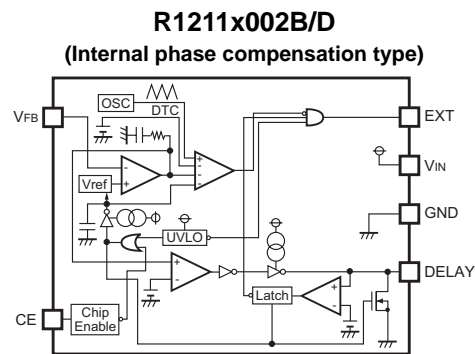
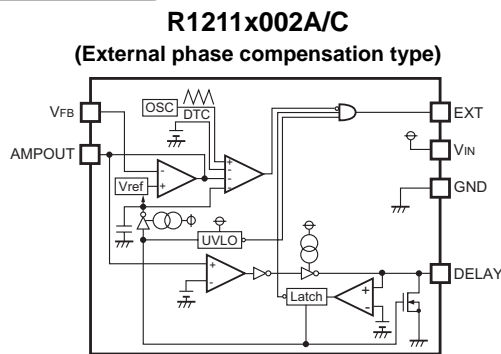


The R1211x Series are low supply current CMOS-based PWM step-up DC/DC controllers. R1211x does not include an internal output transistor. By simply using a power MOS, an inductor, a diode, resistors, and capacitors as external components, a high-efficiency step-up DC/DC converter can be easily configured. R1211x is available in two versions: B/D versions with an internal phase compensation and A/C versions with adjustable phase compensation with an external capacitor and resistor. The oscillator frequency can be selected from 300kHz or 700kHz. The soft start function built into the controller is set to Typ. 10.5ms for 300kHz and to Typ. 9ms for 700kHz. The latch type protection circuit embedded into the device latches the external driver in the "OFF" state when the oscillator maximum duty cycle continues for a predetermined period of time setting by an external capacitor.

FEATURES

- Supply Current (I_{DD1}) Typ. 600 μ A (700kHz, $V_{FB}=0V$, EXT at no load),
Typ. 300 μ A (300kHz, $V_{FB}=0V$, EXT at no load)
- Standby Current ($I_{standby}$) Max. 1 μ A (In standby, only B/D Versions)
- Input Voltage Range (V_{IN}) 2.5V to 6.0V
- Output Voltage Range Externally adjustable (Feedback voltage : 1.0V)
- Feedback Voltage Accuracy $\pm 1.5\%$
- Temp. coeff. of Feedback Voltage $\pm 150\text{ppm}/^{\circ}\text{C}$
- Oscillator Frequency (f_{osc}) 300kHz (C/D Versions)
700kHz (A/B Versions)
- Oscillator Maximum Duty Cycle (Maxduty) .. Typ. 90%
- UVLO Detect Voltage (V_{UVLO}) 2.2V
- Soft Start Time (t_{start}) Typ. 10.5ms (300kHz)
Typ. 9ms (700kHz)
- Packages SON-6, SOT-23-6W

BLOCK DIAGRAMS

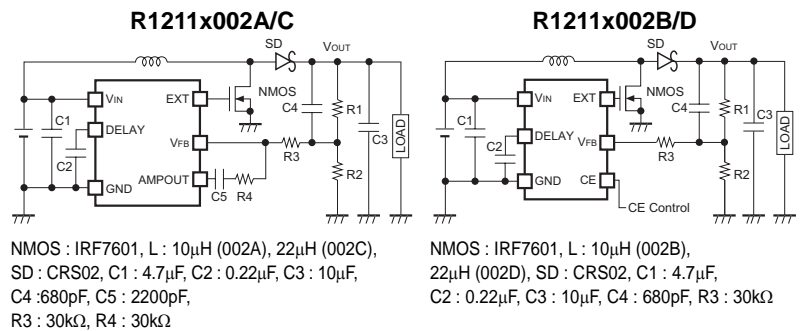


SELECTION GUIDES

Halogen Free	Package	Q'ty per Reel	Part No.
H/F	SON-6	3,000 pcs	R1211D002\$-TR-FE
H/F	SOT-23-6W	3,000 pcs	R1211N002\$-TR-FE

\$: Select from (A) oscillator frequency of 700kHz, external phase compensation,
(B) oscillator frequency of 700kHz, internal phase compensation with standby function,
(C) oscillator frequency of 300kHz, external phase compensation or (D) oscillator frequency of 300kHz, internal phase compensation with standby function.

TYPICAL APPLICATIONS



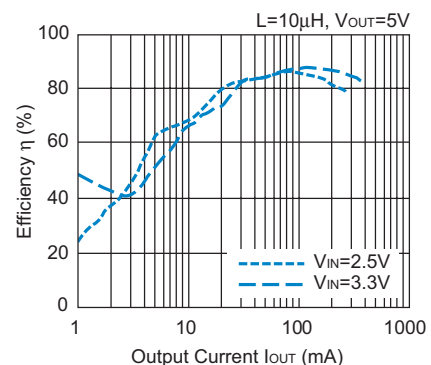
PACKAGES (Top View)

SON-6	SOT-23-6W
1 DELAY	1 DELAY
2 GND	2 AMPOUT or CE
3 EXT	3 VFB
4 VIN	4 VIN
5 VFB	5 GND
6 AMPOUT or CE	6 EXT

*) The tab suspension leads on back side are substrate level (GND).

TYPICAL CHARACTERISTIC

R1211x002A Efficiency vs. Output Current



APPLICATIONS

- Power source for hand-held equipment
- Power source for LCD and CCD
- Power source for automotive application



1. The products and the product specifications described in this document are subject to change or discontinuation of production without notice for reasons such as improvement. Therefore, before deciding to use the products, please refer to Ricoh sales representatives for the latest information thereon.
2. The materials in this document may not be copied or otherwise reproduced in whole or in part without prior written consent of Ricoh.
3. Please be sure to take any necessary formalities under relevant laws or regulations before exporting or otherwise taking out of your country the products or the technical information described herein.
4. The technical information described in this document shows typical characteristics of and example application circuits for the products. The release of such information is not to be construed as a warranty of or a grant of license under Ricoh's or any third party's intellectual property rights or any other rights.
5. The products listed in this document are intended and designed for use as general electronic components in standard applications (office equipment, telecommunication equipment, measuring instruments, consumer electronic products, amusement equipment etc.). Those customers intending to use a product in an application requiring extreme quality and reliability, for example, in a highly specific application where the failure or misoperation of the product could result in human injury or death (aircraft, spacevehicle, nuclear reactor control system, traffic control system, automotive and transportation equipment, combustion equipment, safety devices, life support system etc.) should first contact us.
6. We are making our continuous effort to improve the quality and reliability of our products, but semiconductor products are likely to fail with certain probability. In order to prevent any injury to persons or damages to property resulting from such failure, customers should be careful enough to incorporate safety measures in their design, such as redundancy feature, firecontainment feature and fail-safe feature. We do not assume any liability or responsibility for any loss or damage arising from misuse or inappropriate use of the products.
7. Anti-radiation design is not implemented in the products described in this document.
8. Please contact Ricoh sales representatives should you have any questions or comments concerning the products or the technical information.

RICOH COMPANY., LTD. Electronic Devices Company



■ Ricoh presented with the Japan Management Quality Award for 1999.
Ricoh continually strives to promote customer satisfaction, and shares the achievements of its management quality improvement program with people and society.



■ Ricoh awarded ISO 14001 certification.

The Ricoh Group was awarded ISO 14001 certification, which is an international standard for environmental management systems, at both its domestic and overseas production facilities. Our current aim is to obtain ISO 14001 certification for all of our business offices.

<http://www.ricoh.com/LSI/>

RICOH COMPANY, LTD. Electronic Devices Company

● Higashi-Shinagawa Office (International Sales)
3-32-3, Higashi-Shinagawa, Shinagawa-ku, Tokyo 140-8655, Japan
Phone: +81-3-5479-2857 Fax: +81-3-5479-0502

RICOH EUROPE (NETHERLANDS) B.V.

● Semiconductor Support Centre
Prof. W.H.Keesomlaan 1, 1183 DL Amstelveen, The Netherlands
P.O.Box 114, 1180 AC Amstelveen
Phone: +31-20-5474-309 Fax: +31-20-5474-791

RICOH ELECTRONIC DEVICES KOREA Co., Ltd.

11 floor, Haesung 1 building, 942, Daechidong, Gangnamgu, Seoul, Korea
Phone: +82-2-2135-5700 Fax: +82-2-2135-5705

RICOH ELECTRONIC DEVICES SHANGHAI Co., Ltd.

Room403, No.2 Building, 690#Bi Bo Road, Pu Dong New district, Shanghai 201203,
People's Republic of China
Phone: +86-21-5027-3200 Fax: +86-21-5027-3299

RICOH COMPANY, LTD. Electronic Devices Company

● Taipei office
Room109, 10F-1, No.51, Hengyang Rd., Taipei City, Taiwan (R.O.C.)
Phone: +886-2-2313-1621/1622 Fax: +886-2-2313-1623



Ricoh completed the organization of the Lead-free production for all of our products. After Apr. 1, 2006, we will ship out the lead free products only. Thus, all products that will be shipped from now on comply with RoHS Directive.