




49746A Molded Cable Assemblies - D-Subminiature Assembly

			<p>For more information please call 1-800-Belden1</p> <p><u>See Put-ups and Colors</u></p>
---	---	--	---

Description:

15-position shielded D-Sub, for any 15-pin application exposed to high-noise environment, S-R PVC insulation, foil plus braid shield (super shield), PVC jacket.

PHYSICAL CHARACTERISTICS:

CONDUCTOR:

Number of Conductors	15
Total Number of Conductors	15
Number of Pins	15
AWG	24
Stranding	7x32
Conductor Diameter	.024 in.
Conductor Material	TC - Tinned Copper

INSULATION:

Insulation Material	S-R PVC - Semi-Rigid Polyvinyl Chloride
Nom. Insulation Wall Thickness	0.01 in.

OUTER SHIELD:

Outer Shield Trade Name	Beldfoil®
Outer Shield Type	Tape/Braid

Outer Shield Material :

Layer Number	Trade Name	Type	Material	% Coverage (%)
1	Beldfoil®	Tape	Aluminum Foil-Polyester Tape	100
2		Braid	TC - Tinned Copper	65

Outer Shield % Coverage	100 %
-------------------------	-------

OUTER JACKET:

Outer Jacket Material	PVC - Polyvinyl Chloride
Outer Jacket Nominal Wall Thickness	0.035 in.

OVERALL NOMINAL DIAMETER:

Overall Nominal Diameter	.300 in.
--------------------------	----------

ASSEMBLY DIMENSIONAL CHARACTERISTICS:

Assembly Dimensional Length	10 ft.
-----------------------------	--------

49746A Molded Cable Assemblies - D-Subminiature Assembly

CONNECTOR CHARACTERISTICS:

FIRST END :

Connector Characteristics - First End Connector Type	D-Sub
Connector Characteristics - First End # of Connector Contacts/positions	15
Connector Characteristics - First End Connector Gender	Male
Connector Characteristics - First End Connector Shielding Type	Metal Backshell
Connector Characteristics - First End Overmold Type	15 Position D-Sub
Connector Characteristics - First End Overmold Compound Material	PVC
Connector Characteristics - First End Overmold Color	Chrome
Connector Characteristics - First End Retention Hardware	Thumbscrew

SECOND END :

Connector Characteristics - Second End Connector Type	D-Sub
Connector Characteristics - Second End # of Connector Contacts/positions	15
Connector Characteristics - Second End Connector Gender	Female
Connector Characteristics - Second End Connector Shielding Type	Metal Backshell
Connector Characteristics - Second End Overmold Type	15 Position D-Sub
Connector Characteristics - Second End Overmold Compound Material	PVC
Connector Characteristics - Second End Overmold Color	Chrome
Connector Characteristics - Second End Retention Hardware	Thumbscrew
Wiring	Point to Point. Pin #1 on end 1 to Pin #1 on end 2, Pin #2 to Pin #2, etc. Cable shield connected to connector shell.

MECHANICAL CHARACTERISTICS:

UL Temperature Rating	80°C (UL AWM Style 2464)
-----------------------	--------------------------

APPLICABLE SPECIFICATIONS AND AGENCY COMPLIANCE:

NEC/(UL) Specification	CM (cable only)
AWM Specification	UL Style 2464 (300 V 80°C) (cable only)

APPLICABLE STANDARDS:

EU RoHS Compliant (Y/N)	Yes
EU RoHS Compliance Date (mm/dd/yyyy):	04/01/2005

PLENUM/NON-PLENUM:

49746A Molded Cable Assemblies - D-Subminiature Assembly

Plenum (Y/N) N

ELECTRICAL CHARACTERISTICS:

Max. Operating Voltage - UL 300 V RMS (UL AWM Style 2464)

NOTES:

Notes Molded handles are 100% shielded to assist in FCC compliance and guard against EMI/RFI. All connectors tin-plated and male connectors have detents for positive ground connection. Wiring is point-to-point with the shield to connector shell.

Notes (cont'd) Jack screw retention on both connectors.

PUT-UPS AND COLORS:

Item	Description	Put-Up (ft.)	Ship Weight (lbs.)	Jacket Color	Notes
49746A 060S2	15 POS SHD D-SUB 9616	S2	2	CHROME	

Revision Number: 1 Revision Date: 05-13-2005

© Copyright 2006 Belden, Inc
All Rights Reserved.

Although Belden ("Belden") makes every reasonable effort to ensure their accuracy at the time of this publication, information and specifications described herein are subject to error or omission and to change without notice, and the listing of such information and specifications does not ensure product availability.

Belden provides the information and specifications herein on an "AS IS" basis, with no representations or warranties, whether express, statutory or implied. In no event will Belden be liable for any damages (including consequential, indirect, incidental, special, punitive, or exemplary damages) whatsoever, even if Belden has been advised of the possibility of such damages, whether in an action under contract, negligence or any other theory, arising out of or in connection with the use, or inability to use, the information or specifications described herein.

All sales of Belden products are subject to Belden's standard terms and conditions of sale.

Belden believes this product to be in compliance with the following environmental regulations: California Proposition 65 Consent Judgment For Wire & Cable Mfgs.(San Francisco Superior Court Nos. 312962 And 320342); EU RoHS (Directive 2002/95/EC, 27-Jan-2003);Material manufactured prior to the compliance date may still be in stock at Belden facilities and in our Distributor's inventory. EU ELV (Directive 2000/53/EC, 18-Sept-2000); EU WEEE (Directive 2002/96/EC, 27-Jan-2003); And EU BFR (Directive 2003/11/EC, 6-Feb-2003). The information provided in this Product Disclosure, and the identification of materials listed as reportable or restricted within the Product Disclosure, is correct to the best of Belden's knowledge, information and belief at the date of its publication. The information provided in the Product Disclosure is designed only as a general guide for the safe handling, storage, and any other operation of the product itself or the one that it becomes a part of. This Product Disclosure is not to be considered a warranty or quality specification. Regulatory information is for guidance purposes only. Product users are responsible for determining the applicability of legislation and regulations based on their individual usage of the product.