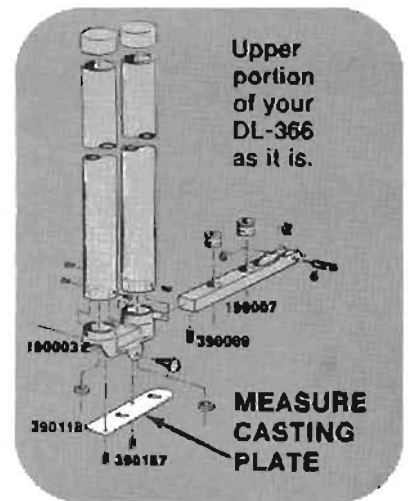


Pacific (DL-366) SHOT/POWDER SHUT-OFF

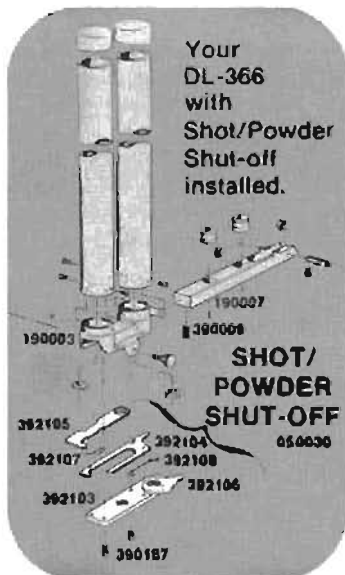
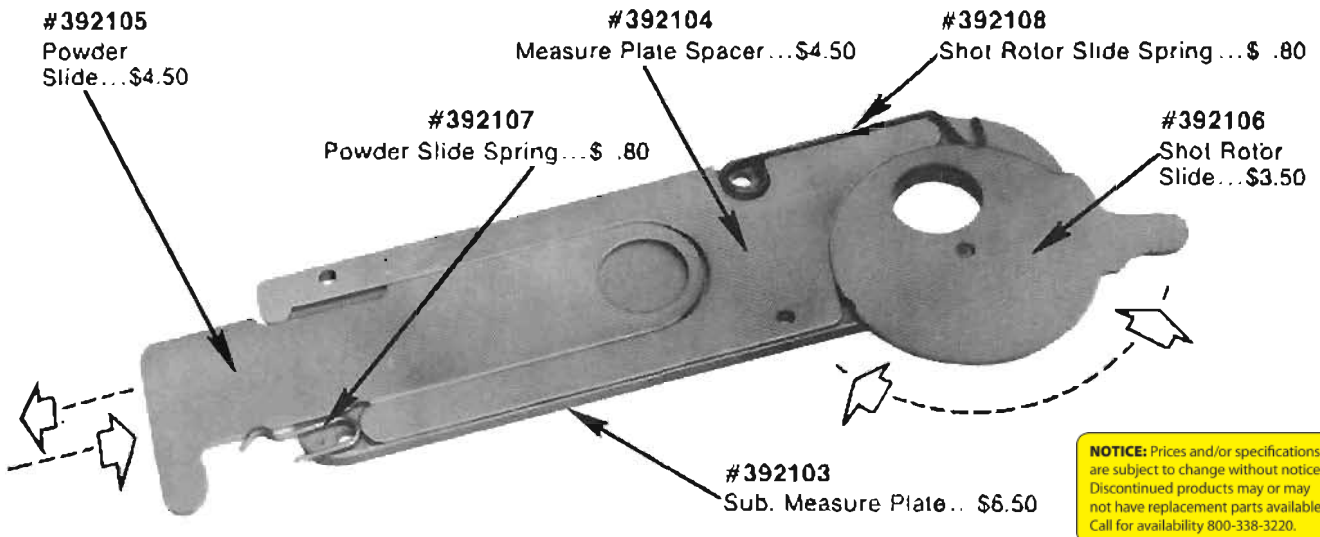
#050030...\$19.90



REPLACES MEASURE CASTING PLATE on DL-366 Reloaders mfd. 1/68-12/73

SHOT/POWDER SHUT-OFF IS STANDARD ORIGINAL EQUIPMENT on new DL-366's.

Provides independent shut-off of shot and/or powder.



INSTALLATION INSTRUCTIONS

To install the shot/powder shut-off on your DL-366 loader, remove the two (2) screws (#390187) presently holding the measure plate (#390118) on the measure casting (#190003). Remove the measure plate and charge bar and put the new assembly in place of the old measure plate, making sure the shot rotor and powder slide are up against the measure casting. Replace one of the original screws through the shot rotor spring and hole in the sub. measure plate and snug it down. Place the powder slide spring as shown above and replace the other screw. Install the powder slide and the charge bar (remove the charge bar stop pin when assembling and operating the DL-366).

Due to variations in castings, in a few instances we have found it necessary to file away a little of the measure casting where the shot rotor contacts the measure casting to allow a proper fit. Also, in a few instances, a shot rotor may rotate hard. If so, it is due to the shot rotor spring touching the casting where the measure plate hold-down screw and washer are located. File away a small amount of casting to allow room for the spring to move away from the rotor.

For another refinement to your DL-366 consider the new crimp starter Pacific has developed eliminates manual alignment... turns easier than previous designs... aligns better to improve crimp

PACIFIC TOOL CO. ■ BOX 2048 ■ GRAND ISLAND, NEBR. 68801