

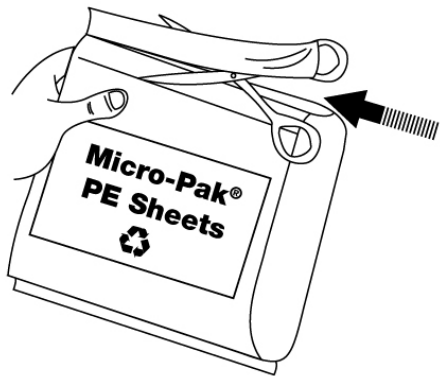
How To Use Micro-Pak® Enhanced Packaging Products

霉必清® 防霉產品使用說明書

Shoes Packed In Egg Crate With No Master Polybag 鞋 - 條板箱包裝

Micro-Pak® Enhanced Packaging Stickers and Sheets are easy to use. Just follow these simple steps:
霉必清® 防霉片及防霉紙使用方法簡易, 只須按照以下簡單的步驟:

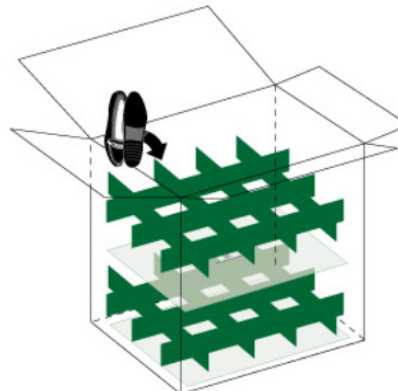
1



Open Micro-Pak® Sheet foil pouch.

請開啓霉必清®防霉紙錫紙袋。

2



At time of final packing, one piece of 60cm x 40cm Micro-Pak® Sheet should be placed flat at the top and bottom of the carton as well as one sheet per each layer if multi layer packing.

最後包裝過程時，請取出兩張60厘米x40厘米霉必清®防霉紙，單層包裝設計需各平放一張防霉紙於紙箱的最面層及最底層。多層包裝設計需每層平放一張防霉紙。

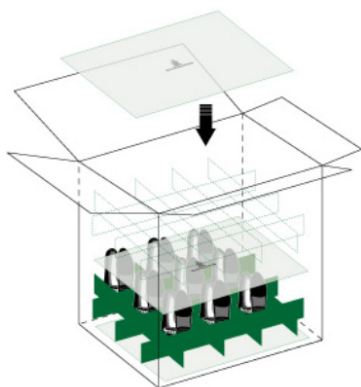
REMARKS

This is general usage recommendation and additional Micro-Pak® sheets and stickers may be required depending on materials, conditions and history of mold problems. Please contact Micro-Pak in case of further questions. Please always refer to your Customer' orders for special packing instructions.

備註

此使用建議只作一般參考之用，使用額外的霉必清®防霉片或霉必清®防霉紙數量需根據所用材料、生產情況及霉跡紀錄而定。如有問題，請向邁可達有限公司查詢。請以客人之特定包裝要求為準。

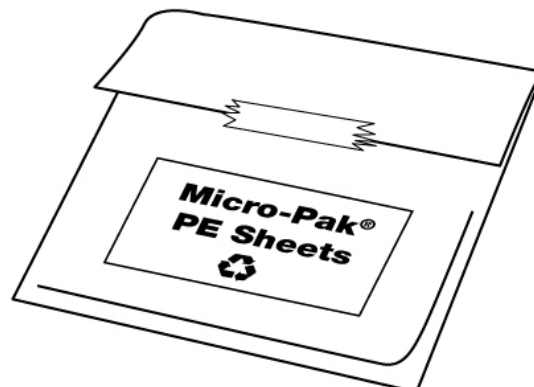
3



Place the item being packed inside the carton and close the carton as quickly as possible.

將已包裝好的產品放入紙箱內，並盡快封箱。

4



Any unfinished rolls of Micro-Pak® Sheets should be placed back in the foil package and closed with tape for use as soon as possible.

請把待用的霉必清®防霉紙存放於錫紙袋內並用膠紙密封。