

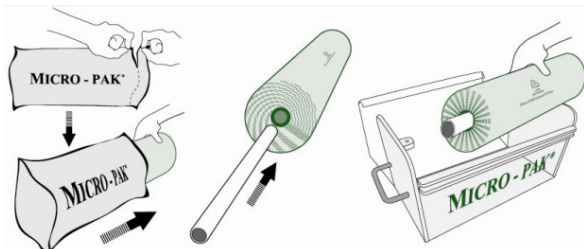
How To Use Micro-Pak® Enhanced Packaging Products

霉必清® 防霉產品使用說明書

Multi Polybag Packed Bags Measuring Up To 30cm x 30cm 手袋 (尺寸最大為30厘米x30厘米) - 多件包裝

Micro-Pak® Enhanced Packaging Stickers and Sheets are easy to use. Just follow these simple steps:
霉必清® 防霉片及防霉紙使用方法簡易, 只須按照以下簡單的步驟:

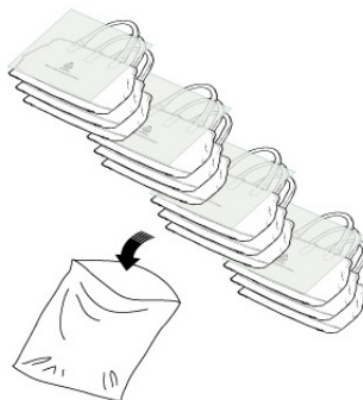
1



Open Micro-Pak® Sheet foil package. Remove roll of Micro-Pak® PE Sheet and place them in the Micro-Pak® dispenser box.

請開啓霉必清®防霉紙錫紙袋。取出霉必清®防霉紙卷並置於霉必清®膠盒內。

2



At time of final packing, several pieces of 25cm x 25cm Micro-Pak® Sheets should be used with one sheet placed flat between every two to three bags.

最後包裝過程時，請取出數張25厘米x25厘米霉必清®防霉紙，每兩至三個手袋之間需平放一張防霉紙。

The sheets can be placed underneath, on top of or in between the bags. Do not fold or crumple the sheet.

防霉紙可平放於手袋底部或表面或手袋之間。切勿將防霉紙對摺或弄皺。

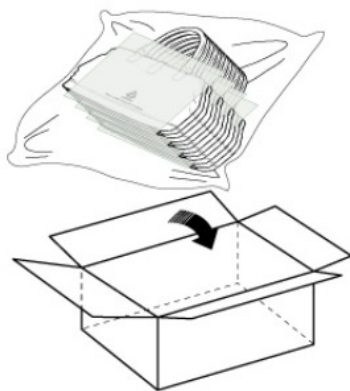
REMARKS

This is general usage recommendation and additional Micro-Pak® sheets and stickers may be required depending on materials, conditions and history of mold problems. Please contact Micro-Pak in case of further questions. Please always refer to your Customer orders for special packing instructions.

備註

此使用建議只作一般參考之用，使用額外的霉必清®防霉片或霉必清®防霉紙數量需根據所用材料、生產情況及霉跡紀錄而定。如有問題，請向邁可達有限公司查詢。請以客人之特定包裝要求為準。


3



Place the item being packed inside the carton and close the carton as quickly as possible.

將已包裝好的產品放入紙箱內，並盡快封箱。

4



Any unfinished rolls of Micro-Pak® Sheets should be placed back in the foil package and closed with tape for use as soon as possible.

請把待用的霉必清®防霉紙存放於錫紙袋內並用膠紙密封。