

How To Use Micro-Pak® Enhanced Packaging Products

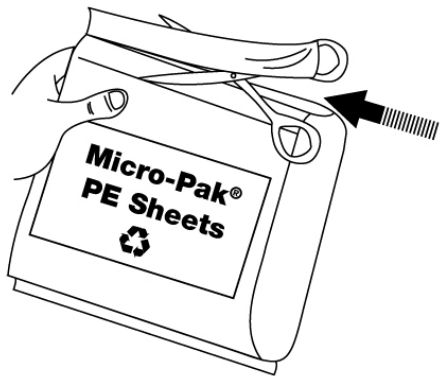
霉必清® 防霉產品使用說明書

Furniture - Multi-Seats

傢俬 - 多座位

Micro-Pak® Enhanced Packaging Stickers and Sheets are easy to use. Just follow these simple steps:
霉必清® 防霉片及防霉紙使用方法簡易, 只須按照以下簡單的步驟:

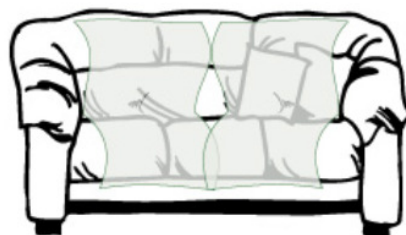
1



Open Micro-Pak® Sheet foil pouch.

請開啓霉必清®防霉紙錫紙袋。

2



At time of final packing for a three seated sofa, the seat and back area should be covered with two pieces of 160cm x 60cm Micro-Pak® Sheets.

最後包裝過程時，梳化座椅和梳化椅背位置表面需平蓋兩張160厘米x60厘米霉必清®防霉紙。

The sheets are to be laid flat on the furniture inside the covering polybag.

防霉紙必須平放於包裝膠袋內的傢俬表面。

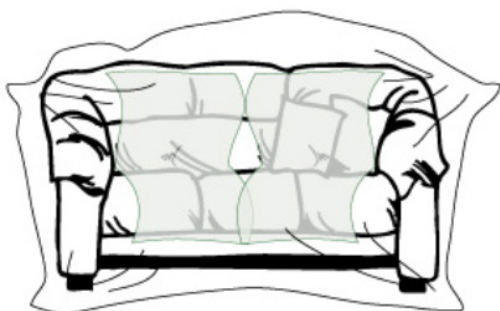
REMARKS

This is general usage recommendation and additional Micro-Pak® sheets and stickers may be required depending on materials, conditions and history of mold problems. Please contact Micro-Pak in case of further questions. Please always refer to your Customer orders for special packing instructions.

備註

此使用建議只作一般參考之用，使用額外的霉必清®防霉片或霉必清®防霉紙數量需根據所用材料、生產情況及霉跡紀錄而定。如有問題，請向邁可達有限公司查詢。請以客人之特定包裝要求為準。

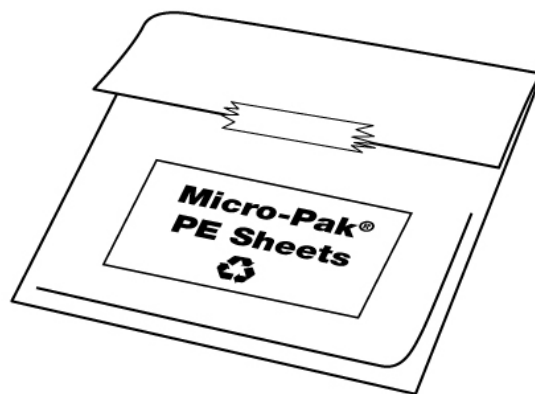
3



Place the item being packed inside the master polybag and close the bag as quickly as possible.

將已包裝好的產品放入膠袋內，並盡快封箱。

4



Any unfinished rolls of Micro-Pak® Sheets should be placed back in the foil package and closed with tape for use as soon as possible.

請把待用的霉必清®防霉紙存放於錫紙袋內並用膠紙密封。