

Improved Real-Time Quantitative PCR (qPCR) on the BioRad CFX96 Real-Time PCR platform

Data Sheet

For faster, improved real-time quantitative PCR (qPCR) results choose Agilent

- Novel fast *Taq* mutant for qPCR results in under 40 minutes
- Enhanced rapid hot start capability saves time and reduces primer-dimer formation
- Optimized fast cycling formulation ensures reliable and reproducible data with shorter run times
- Convenient pre-blended formulations compatible with any fluorescent detection chemistry including both sequence-specific probes and SYBR® Green dyes

Brilliant III Ultra-Fast QPCR Master Mixes help you achieve success in all your qPCR applications. These unique reagents are equally robust and reproducible across a variety of assays on the BioRad CFX96 Real-Time instrument and are compatible with any fluorescent detection chemistry including both sequence-specific probes and SYBR® Green dyes.

Brilliant III Ultra-Fast QPCR Master Mixes employ a mutant *Taq* derived fast DNA polymerase and a specially modified hotstart to ensure gene specific amplification with minimal primer dimer formation. The novel hot start technology improves the specificity and precision of detection over a wide range of target concentrations. These reagents deliver high quality performance, especially with difficult to amplify targets or low abundant genes, resulting in a greater dynamic range and improved sensitivity. With the Brilliant III Ultra-Fast QPCR Master Mixes, researchers can benefit from the time saving and increased sample throughput without compromising the quality of their qPCR results.

Highly efficient one-step QRT-PCR is performed with our Brilliant III Ultra-Fast QRT-PCR reagents using a Moloney-based RT for 1st strand synthesis with optimal performance at a synthesis temperature of 50°C.

AffinityScript QPCR cDNA Synthesis Kit can be used for 1st strand cDNA synthesis in a 2-step providing flexibility across a wide range of temperatures. Novel hotstart *Taq* DNA polymerase combined with AffinityScript RT, minimizes the potential for primer-dimer formation or other non-specific PCR products and delivers the most reproducible results.

The new Brilliant III Ultra-Fast QPCR Master Mixes can deliver QPCR results in less than 40 minutes on fast cycling real-time PCR systems. The enhanced sensitivity, specificity and reproducibility within an assay and across multiple assays from high to very low copy number templates makes Brilliant III Ultra-Fast QPCR and QRT-PCR Master Mixes the ideal choice for real-time PCR analysis.

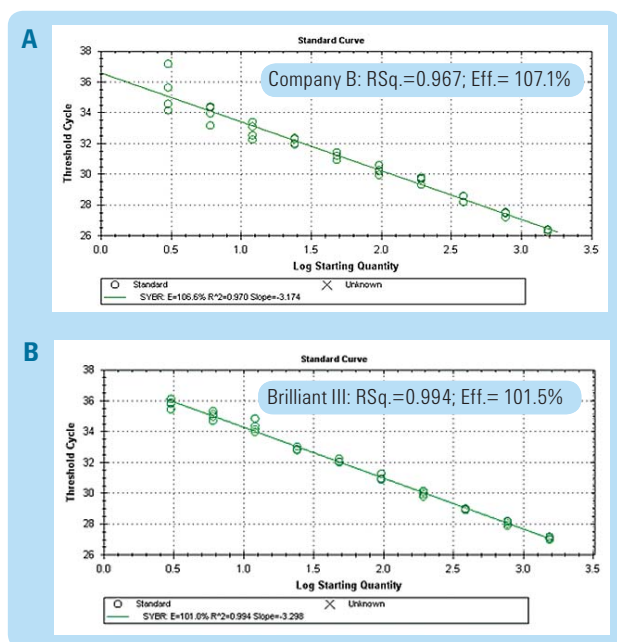


Figure 1

Excellent Sensitivity at Low Target Concentrations

The novel formulation of the Brilliant III Ultra-Fast QPCR Master Mix offers superior sensitivity down to low template concentrations. Standard curves showing detection of a 2-fold serial dilution from 1536 copies to 3 copies of plasmid DNA using (A) Company B master mix and (B) Brilliant III Ultra-Fast QPCR Master Mix. The replicate reproducibility of Company B master mix begins to fail between 12 and 24 copy equivalents indicating lower sensitivity of the detection at lower target concentrations. Brilliant III Ultra-Fast QPCR Master Mix shows tighter replicates at the lower concentrations demonstrating the improved sensitivity down to 3 copy equivalents.

For the best sensitivity and performance on any fast or standard cycling real-time PCR platform, choose our next generation Brilliant III Ultra-Fast QPCR or QRT-PCR reagents.



Agilent Technologies

Cyclophilin Target

GUS

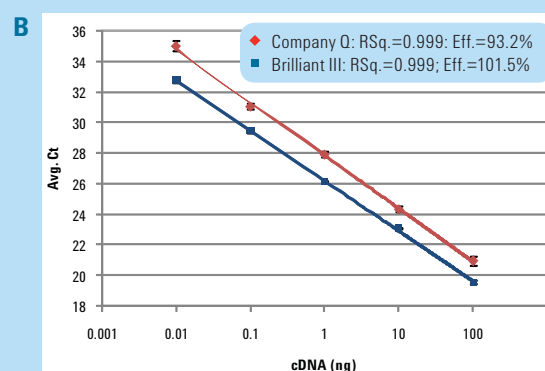
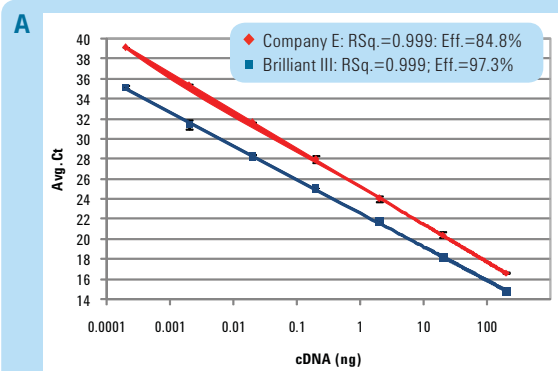
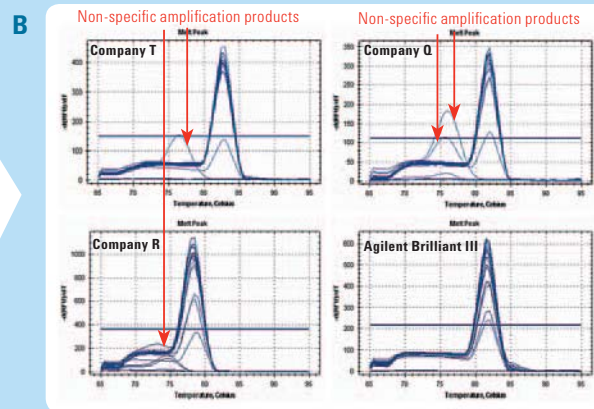
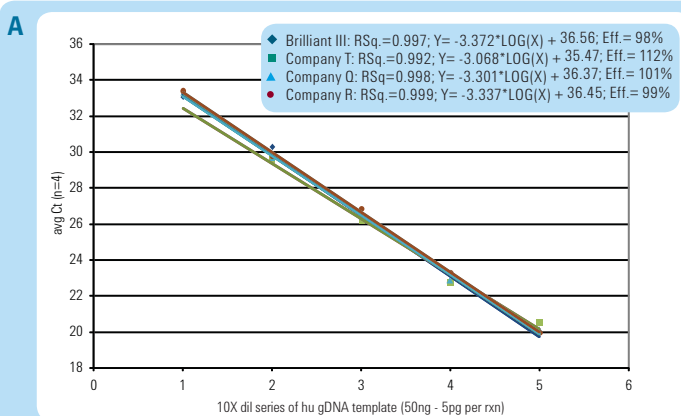


Figure 2A and 2B

Minimizing Primer Dimerization Delivers Superior Sensitivity Over a Wide Range of Concentrations

Standard curve 10-fold dilutions detecting Cyclophilin and GUS Assays-On-Demand targets from 7-fold (A) and 5-fold (B) dilution series of 200 ng to 0.2 pg and 100 ng to 10 pg of cDNA respectively. The Brilliant III Ultra-Fast Master Mix detects the target concentrations ~4 Cts and ~2 Cts earlier respectively with better efficiencies and tighter replicates.



Figures 3A & 3B

Minimizing Primer Dimerization Delivers Superior Sensitivity

Five-fold standard curve (A) showing a dilution series of 50 ng to 5 pg of human genomic DNA detecting Numb-1. The standard curve depicts similar efficiencies for Brilliant III Ultra-Fast SYBR® Green QPCR Master Mix compared to competitor master mixes. However, the Dissociation Curve (B) shows primer-dimers or secondary non-specific PCR artifacts for all competitor master mixes except Brilliant III Ultra-Fast SYBR® Green QPCR Master Mix. Company T generates earlier Cts, but the efficiency is compromised by formation of these artifacts which can compete with the specific product. The lack of such artifacts from the Brilliant III Ultra-Fast SYBR® Green QPCR Master Mix reactions suggests that the novel hot start technology of the reagents prevents generation of such non-specific secondary products, and thereby provides a greater degree of confidence in your gene expression analyses.

Ordering Information

Description	Qty	Rxn*	Cat Nos.
Brilliant III Ultra-Fast QPCR Master Mix for BioRad CFX96	2 x 2 ml	400	600880
Brilliant III Ultra-Fast QPCR Master Mix for BioRad CFX96 (10 pack)	20 x 2 ml	4000	600881
Brilliant III Ultra-Fast QRT-PCR Master Mix for BioRad CFX96	2 x 2 ml	400	600884
Brilliant III Ultra-Fast QRT-PCR Master Mix for BioRad CFX96 (10 pack)	20 x 2 ml	4000	600885
Brilliant III Ultra-Fast SYBR® Green QPCR Master Mix for BioRad CFX96	2 x 2 ml	400	600882
Brilliant III Ultra-Fast SYBR® Green QPCR Master Mix for BioRad CFX96 (10 pack)	20 x 2 ml	4000	600883
Brilliant III Ultra-Fast SYBR® Green QRT-PCR Master Mix for BioRad CFX96	2 x 2 ml	400	600886
Brilliant III Ultra-Fast SYBR® Green QRT-PCR Master Mix for BioRad CFX96 (10 pack)	20 x 2 ml	4000	600887

*assumes 20 µl reaction volume

Learn more:

www.stratagene.com/brilliant3

Find an Agilent customer center in your country:

www.stratagene.com/chem/contacts

U.S. and Canada

1-800-227-9770

agilent_inquiries@agilent.com

Asia Pacific

inquiry_lsca@agilent.com

Europe

info_agilent@agilent.com

This item is intended for Research Use Only. Not for use in diagnostic procedures. Information, descriptions and specifications in this publication are subject to change without notice.

Agilent Technologies shall not be liable for errors contained herein or for incidental or consequential damages in connection with the furnishing, performance or use of this material.

SYBR® is a registered trademark of Molecular Probes.

© Agilent Technologies, Inc. 2010
Printed in the USA, February 1, 2010
5990-5379EN



Agilent Technologies