

Agilent Automation Solutions

Liquid Handling Accessories 2009 – 2010



Agilent Technologies

Agilent Bravo Automated Liquid Handling Platform

Microplate Heating and Cooling

- Bravo Peltier Thermal Station PN G5409A#161
- Bravo Thermal Station PN G5409A#162, 163, and 164

Each Bravo deck position can be configured to heat or cool microplates or reservoirs. Temperature control on the Bravo can be achieved through the use of either peltier or fluid filled thermal block technology, providing temperature control of $\pm 0.1^{\circ}\text{C}$ uniformly across the entire plate with a working temperature range from -20°C to $+100^{\circ}\text{C}$.




Bravo Peltier Thermal Station PN G5409A#161


Microplate Shaking

- Bravo Orbital Shaking Station PN G5409A#159
- Bravo High Speed Shaking Station PN G5409A#160

The Bravo Orbital Shaking Station can be placed at any position on the Bravo deck and at as many positions as desired. The amplitude and duration of the shaking is set through a simple user interface in Agilent VWorks Automation Control software, which seamlessly integrates the shaking module into your pipetting protocol.



Bravo Orbital Shaking Station PN G5409A#159



Bravo Station Pad PN G5409A#162, 163, 164

Microplate Positioning

- Bravo Alignment Station PN G5409A#152
- Bravo Vacuum Alignment Station PN G5409A#158

The Bravo Alignment Station ensures precise positioning of labware on the Bravo deck. It is used primarily for 1536-well, and low volume (small diameter) 384-well microplates where high precision positioning is essential.

Positioning of warped PCR plates are no longer a challenge to reliably dispense into. The Vacuum Alignment Station utilizes vacuum to hold a wide range of plates down flat to ensure reliable pipetting in every well.



Bravo Alignment Station PN G5409A#152



Bravo Vacuum Alignment Station PN G5409A#158

On Deck Vacuum Filtration

- Bravo Vacuum Filtration Station PN G5409A#165 and 166

For applications requiring filtration such as DNA purification and PCR preparation, the Bravo supports both on deck vacuum to waste and vacuum for collection techniques. These can be performed manually, or fully automated using the Bravo gripper to stack and unstack the filtration station.



Bravo Vacuum Filtration Station G5409A#165, 166


On Deck Reagent Storage

- Bravo Autofilling Reservoir PN G5409A#254
- Bravo Manual Fill Reservoir PN G5409A#250 and 251
- Bravo Weigh Station PN G5409A#155
- Bravo Open Wash Reservoir PN G5409A#249
- Pump Module PN G5409A#255

The Bravo can be configured with a variety of reagent reservoirs, ranging from manual fill to fully automated refilling reservoirs. To maximize walk away operation time, the Bravo Weigh Station will provide precise liquid level control for auto-filling reagent reservoirs by monitoring the weight of the reservoir and activating an associated pump whenever needed. This ensures that the liquid level is always kept at an optimal location, and the reservoir is never overfilled.



Bravo Open Wash Reservoir PN G5409A#249



Bravo Weigh Station PN G5409A#155

Pipette Tip Washing

- Bravo Tip Wash Station PN G5409A#252 and 253
- Bravo Sonic Tip Wash Station PN G5409A#248

Used for washing either Fixed or Disposable pipette tips, the Tip Wash Station allows for thorough cleaning of the pipetting head during your pipetting protocol. The Sonic Tip Wash Station adds sonication to the washing process to increase cleaning efficiency.

Miscellaneous Accessories

- Bravo Light Curtain PN G5409A#103

The Bravo Light Curtain provides additional user protection, without additional aggravation. It is designed to add little to the overall size of the Bravo, and most importantly triggering the light curtain does not cause a fatal stop to the process. If the light curtain is tripped the Bravo stops immediately, displaying an error message. Once cleared, the Bravo picks up right where it left off.

- Bravo Mirrored Barcode Reader PN G5409A#156

For easy tracking of barcoded microplates on the Bravo, the Mirrored Barcode Reader can read barcodes positioned on the short sides of any standard SBS formatted labware. The mirror can be manually adjusted to accommodate variable positioning of the barcodes on the side of your microplates.



Bravo Mirrored Barcode Reader PN G5409A#156

Agilent Vertical Pipetting Station

Microplate Alignment Shelves

- Alignment Shelf PN G5401A#207 and 208
- Vacuum Alignment Shelf PN G5401A#202 and 203


The Vertical Pipetting Station Alignment Shelf ensures precise positioning of labware underneath the pipetting head. It is used primarily for 1536-well, and low volume (small diameter) 384-well microplates where high precision positioning is essential.

Positioning of warped PCR plates are no longer a challenge to reliably dispense into. The Vacuum Alignment Shelf utilizes vacuum to hold a wide range of plates down flat to ensure reliable pipetting in every well.

Microplate Sensing Shelves

- Sensing Shelf PN G5401A#205 and 206

The Plate Sensing Shelf ensures that labware has been properly loaded and is ready to be accessed by the Vertical Pipettor. The unique design actively holds the plate while it is under the pipette head, releasing the plate once the processing is completed.



Vertical Pipettor Sensing Shelf PN G5401A#205, 206

Reagent Storage

- Autofilling Reservoir PN G5401A#254
- Manual Fill Reservoir PN G5401A#250 and 251
- Weigh Shelf PN G5401A#204
- Pump Module PN G5401A#255

The Vertical Pipettor can be configured with a variety of reagent reservoirs, ranging from manual fill to fully automated refilling reservoirs. To maximize walk away operation time, the Weigh Shelf will provide precise liquid level control for auto-filling reagent reservoirs by monitoring the weight of the reservoir and activating an associated pump whenever needed.

Pipette Tip Washing

- Tip Wash Station PN G5401A#252 and 253

Used for washing either Fixed or Disposable pipette tips, the Tip Wash Station allows for thorough cleaning of the pipetting head during your pipetting protocol.

So, when do we start?

The first step on a faster path to discovery starts with a phone call to your Agilent representative. To find out more about our automation solutions for discovery (and beyond), call today.

For more information

Learn more:

www.agilent.com/lifesciences/automation

Buy online:

www.agilent.com/chem/store

Find an Agilent customer center in your country:

www.agilent.com/chem/contactus

U.S. and Canada

1-800-227-9770

agilent_inquiries@agilent.com

Europe

info_agilent@agilent.com

Asia Pacific

adinquiry_aplsca@agilent.com

Research use only. Information, descriptions and specifications in this publication are subject to change without notice. Agilent Technologies shall not be liable for errors contained herein or for incidental or consequential damages in connection with the furnishing, performance or use of this material.

© Agilent Technologies, Inc. 2009
Published in USA September 8, 2009
5990-4482EN



Agilent Technologies