

Y'S  
MEN  
INTERNATIONAL



# International Brother Clubs



A programme for  
international understanding



---

Y'S MEN INTERNATIONAL, 9 AVENUE SAINTE-CLOTILDE, 1205 GENEVA, SWITZERLAND  
[www.ysmen.org](http://www.ysmen.org)

---



Manual prepared by Past ISD Janette Hueting.

Illustrations by Past ISD Kaj Kjellström.

Manual updated and prepared for electronic distribution by  
Alan Wallington of Kingswood Y's Men's Club, England,  
October 2002

## **YOUR INPUT REQUESTED**

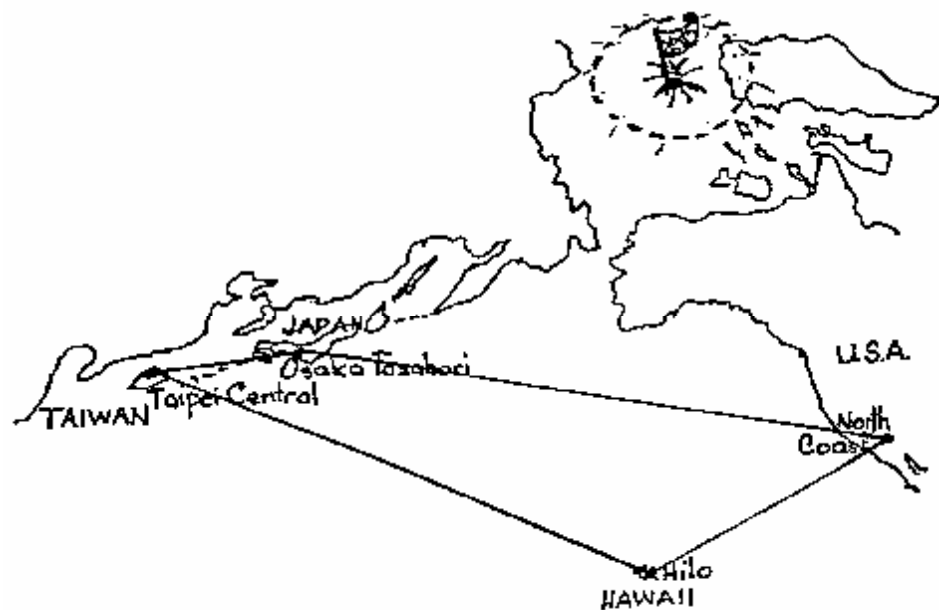
If you have any suggestions on the content of this manual—or ideas for additional sections—please contact IHQ or send an email to ...

[ihq@ysmen.org](mailto:ihq@ysmen.org)



## NOW A BROTHER CLUB QUADRANGLE?

Yes, indeed! Triangle relationships have now been extended to include a fourth partner, linking clubs around the world. What a wonderful way to strengthen the bonds of fellowship, to broaden our outlook, to share and care!



## WHEN IS A RELATIONSHIP “DEAD”?

Remember that countries and their people are used to many different ways of life. Some respond quickly while others may have a more cautious approach. So try not to be too discouraged if your letters to your Brother Club are not being answered. Be persistent. Always hope to keep a friend!

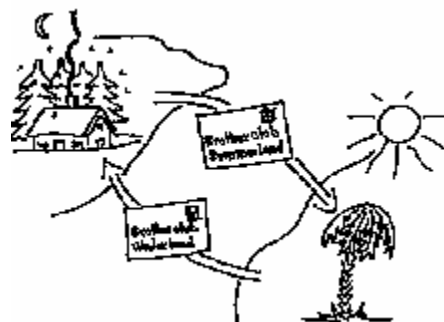
If you are still concerned after a reasonable time, write to your Regional Service Director who will help to find the reasons for your problem through the Area Service Directors. The club may have died or may just be in need of encouragement. Please notify your Regional Service Director when a relationship is dead.

**Then look for another Brother Club!**



## WHAT IS A BROTHER CLUB?

The Brother Club Programme joins in partnership clubs located in different countries for their mutual benefit and better understanding. It is designed to assist fellow Y's Men and Women and families to learn about and exchange ideas between clubs, whether they are just over the border or right across the world. Women's clubs may prefer to use the term "Sister Club."



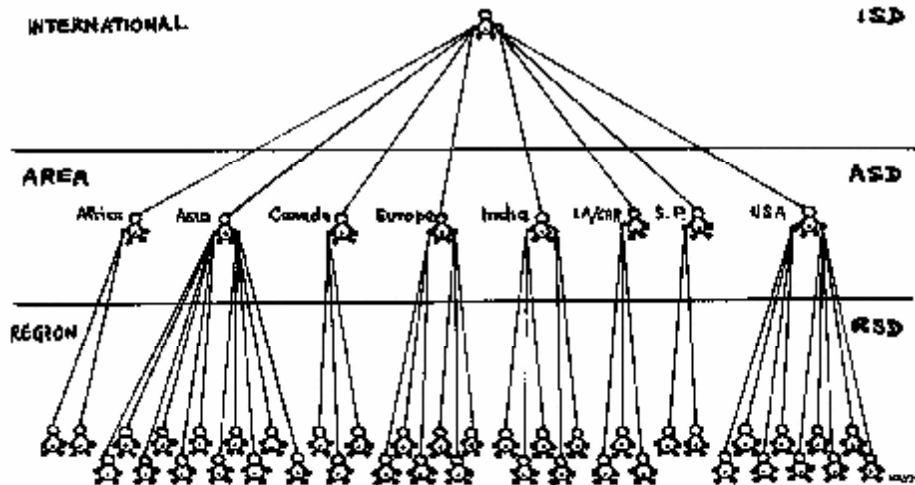
## HOW DID BROTHER CLUBS START?

- 1947 At the Toledo Convention, USA, former SD Carl Bergstrom recommended that lapel pins be presented to members of overseas clubs sponsored by North American clubs. Battle Creek Club, Michigan, was first to do so with pins for visiting Y'sm. Alberta Merubia to take to his Club in La Paz, Bolivia. The idea developed for two clubs in different countries to adopt each other as Brother Clubs.
- 1948 Pacific Southwest and Oregon clubs had Brother Clubs in Japan and Korea.
- 1949 Rapid growth of the programme meant a committee was needed and the first Chairperson, Gale Crosgrove, was appointed.
- 1950 83 partnerships were arranged.
- 2000 By June more than 1350 Brother Club partnerships were in place in 8 Areas all around the world.

## WHY HAVE A BROTHER (OR SISTER) CLUB?

- To give every individual in Y'sdom a chance to be active in a programme promoting world peace, brotherhood and Christianity.
- To foster closer relationships within the Movement.
- To give a better understanding between different cultures.
- To break the barriers of isolation: you'll never be alone with Brother Clubs.
- To give encouragement, support and stimulation.
- To exchange ideas and experiences.
- To learn another language.

## ORGANISATION

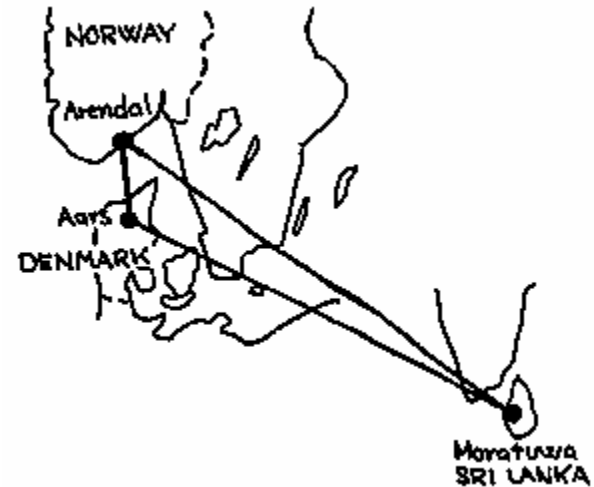


## WHEN CAN A CLUB HAVE A BROTHER CLUB?

As soon as you are ready to. New clubs now are invited by the International Service Director to consider this exciting and rewarding programme by their first birthday. Your Regional Service Director for International Brother Clubs will contact every club each year in September asking for applications.

However you are welcome to apply *at any time* for a Brother Club.

- Three Clubs could run a project together. Two clubs from so-called developed countries could financially support a local project selected and monitored by the Brother Club in the so-called developing country.



- Three Clubs in neighbouring countries link together as Brother Clubs to learn about one another's cultures and experiences.




With your creativity, a Brother Club Triangle will renew and give new dimensions to your involvement in Y'sdom.

- N.B. Share your correspondence with each Brother Club in the relationship to keep you all informed of your activities.

## CAN A CLUB CHOOSE ITS OWN BROTHER CLUB?

Certainly. Whenever possible the Area or International Service Director will grant your request providing that your preferred club accepts and responds to you. However, sometimes language difficulties create a problem in accepting the required invitation. In this case, patience is important. The Brother Club Directors will try to fulfil your request with a compatible club in the Area you requested.



## CAN A CLUB HAVE MORE THAN ONE BROTHER CLUB?

Yes. If a club has successfully maintained its Brother Club, then that club can have as many Brother Clubs as it wants. However, one successful partnership is preferable to two or more haphazard relationships.

## WHAT IS A BROTHER CLUB TRIANGLE?

This means that two Brother Clubs invite a third club into their partnership. Such a Triangle opens up new and challenging perspectives:

- a. Two of the Brother Clubs may be geographically close enough to meet once a year while the third Club could be in a far away, perhaps so-called developing country. The contacts between the three Clubs in a Triangle would help to further international brotherhood and understanding. Here is also an opportunity to link in a very new club to Y'sdom for support and encouragement.


## HOW CAN A CLUB JOIN THE PROGRAMME?

1. Select a committee of reliable and enthusiastic members led by a capable Club Service Director. (*All club members can be involved.*)
2. Application forms for a Brother Club are available from your Regional Service Director for International Brother Clubs.
3. If a club already has a partnership in mind, fill out a form and send it directly to the club involved. Please inform the Regional and the Area Service Directors.
4. If a club wants to form a relationship with *any club*, send your request to your Regional Service Director for International Brother Clubs. State clearly the reasons and in which Area and/or Region you would like a Brother Club. Your Area Service Director receives your request, and then sends it on to the relevant Area/Region for action. A copy goes to the International Service Director.



## WHAT HAPPENS NEXT?

1. Once the Brother Club relationship is established, one of the Clubs takes the lead and asks the Area Service Director to provide the certificates available to formalise the special occasion.
2. The Club President fills in, signs the two certificates and sends them (*airmail* if necessary) to the receiving partner Club President for signing.



## CLUB PRESIDENTS:

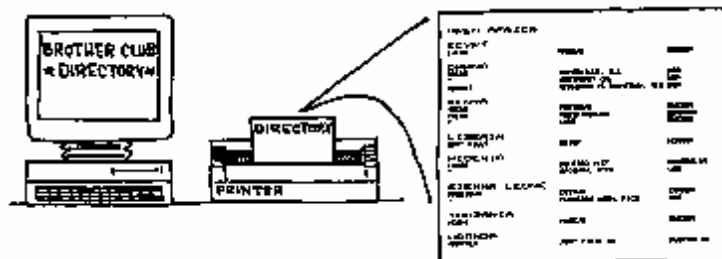
Please use this checklist for mailing Brother Club Certificates.  
Have you:

- A. Checked that everything is signed correctly? ....
- B. Made sure that *all certificates* are included? ....
- C. Included a return address? ....
- D. Properly packaged your mail for protection? ....
- E. Addressed your envelope correctly? ....
- F. Used *airmail* postage, especially for overseas? ....
- G. Notified your RSD/ASD of the relationship? ....

Well done! Congratulations and best wishes for a very successful Brother Club relationship.

Now:

Receiving Club: forward these certificates *by airmail* to the International Service Director for signing. Then they will be returned to you. The relationship will be registered in the directory.



## Send

newspaper cuttings of items relating to the country of your Brother Club. Everyone likes to know how others see them.

News cuttings which gain publicity for your club or YMCA.

## Telecommunications

For that very special occasion, *phone up*.

*Plan* first. Write to find out when, what time, costs, etc. (Remember seasonal and time differences. Keep costs to a minimum—fundraise for the project if needed!)


*Involve* as many members from both clubs as possible at the time of the call.

*Follow up* activities.



## Encourage


members of each club with similar vocations or professions to exchange ideas, experiences, network, etc. Travellers abroad, try to arrange a visit to the Brother Club. This can be a wonderful stimulus for all involved.



## Audios


Make a sound tape of your “special occasion.”

Combine a descriptive tape recording with a set of slides depicting the everyday life of your average member showing club life, home and family, work, recreational activities etc. to send.



Ask your Brother Club to do the same for you.


## Pictures, Slides and Prints



## Exchange



Club bulletins and YMCA publications, journals, stamps, magazines, newspapers, small gifts, season's greetings, birthdays, anniversaries, etc.

Don't overlook simple items—trade and business in your country may be of great interest to your Brother Club members.




## OTHER WAYS TO GET A BROTHER CLUB

Contacts during travel and as a BF delegate.



Contacts during Area or International Conventions.

Via International Brother Club Agencies at Conventions.



**Wanted: International Brother Club in Asia Area.**  
English speaking mixed club an advantage but not essential.  
Apply to Keen Club, Area Europe.

Through Advertisements in Area Publications.

N.B. The application procedure should still be followed.


## HOW THE BROTHER CLUB PROGRAMME WORKS

- Plan a forward programme involving as many members as possible.
- Keep in touch regularly. Your Brother Club may be slow to respond—just persevere. Remember cultural differences need tolerance, patience and understanding.
- Report activities regularly to your club and share all contacts and exchanges with club members. Your International Service Director and team are interested in every partnership in Y's-dom. Your successful programme can help inspire other clubs. Publicity is good public relations for your club.
- Learn as much as possible about your Brother Club—its town or city, country, people, language, climate etc.—from as many sources as possible.
- Correspondence alone will get tedious. Try new ideas to keep the programme fresh and interesting.

## WHAT COMMUNICATION IDEAS CAN BE USED?

(Good communication is *essential* for successful Brother Club relationships.)

### Projects

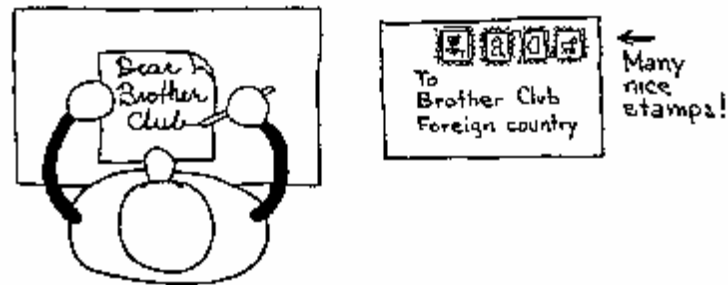


When Brother Clubs are cooperating with projects, the Brother Club programme becomes really meaningful.

Remember a “thank you” letter is always gratefully received.


### Letters

are still the easiest way. As well, put something small and nice in the envelope.



### E-mail

With the increased availability of computers, e-mail offers a cheaper and quicker way of communications for messages, pictures, bulletins etc.



### Postcards

to your Brother Club from your Conventions signed by all the participants from your club.

### Videos

Video your club in action—a meeting night, projects.



**N.B.** Not all video systems are compatible. *Check first.*