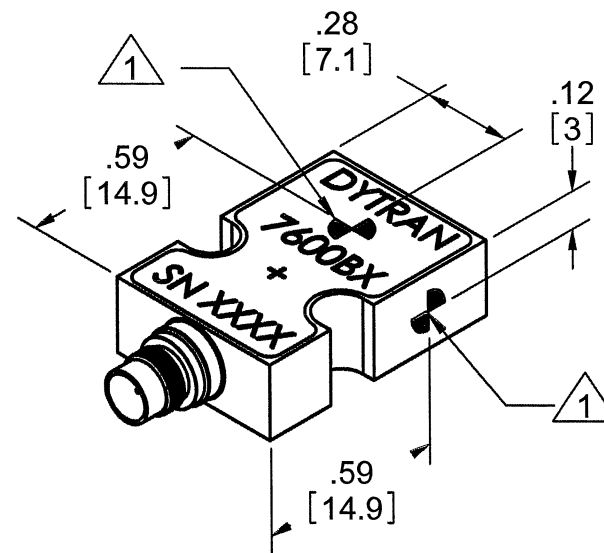
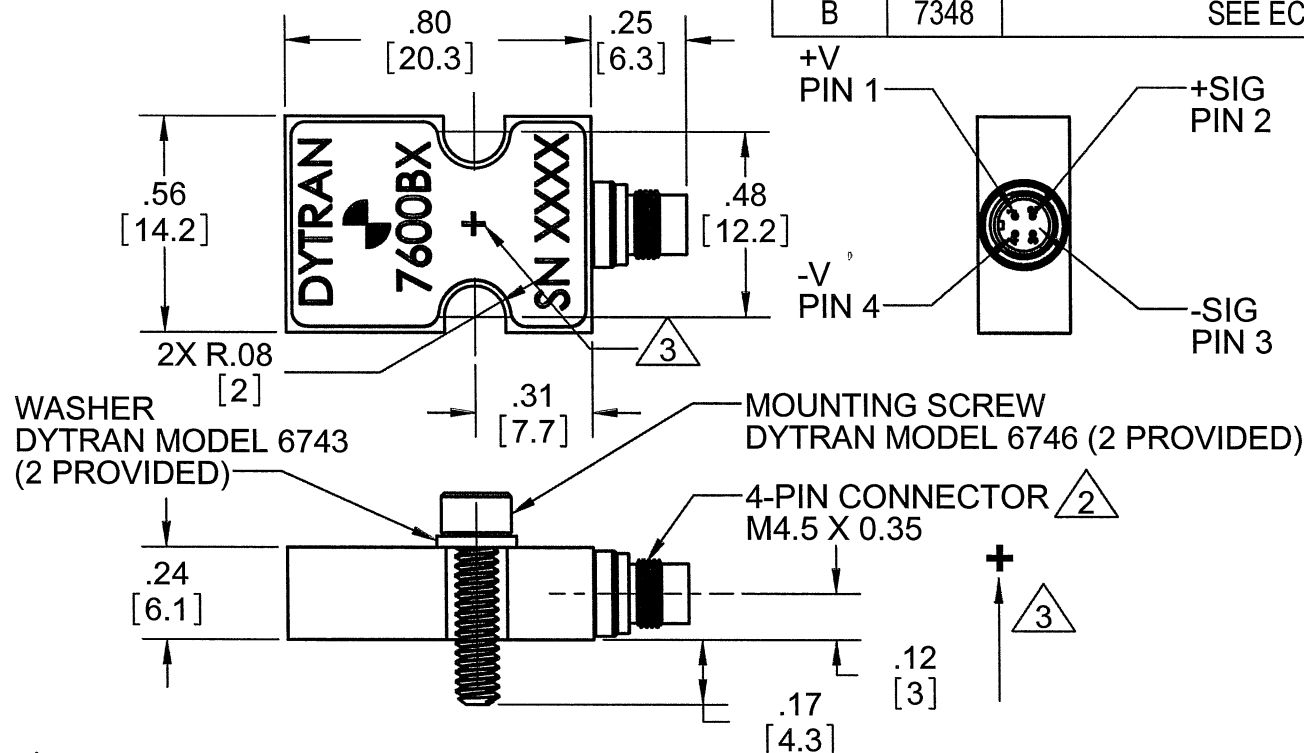


PROPRIETARY AND CONFIDENTIAL

THE INFORMATION CONTAINED IN THIS DRAWING IS THE SOLE PROPERTY OF DYTRAN INSTRUMENTS INC. ANY REPRODUCTION IN PART OR AS A WHOLE WITHOUT THE WRITTEN PERMISSION OF DYTRAN INSTRUMENTS INC. IS PROHIBITED

REVISIONS

REV	ECN	DESCRIPTION	BY/DATE	CHK	APPR
A	6307	INITIAL RELEASE	RA, 06/28/10	EP	DV
B	7348	SEE ECN	JS 01/25/11	✓	ANS



- 3 ARROW & "+" INDICATES DIRECTION OF ACCELERATION FOR POSITIVE OUTPUT.
- 2 MATES WITH 6895AXX (XX= LENGTH IN FEET)
- 1 MARKING DENOTES LOCATION OF SENSING ELEMENT.

NOTES: UNLESS OTHERWISE SPECIFIED

MODEL	RANGE
7600B1	±5G
7600B2	±10G
7600B3	±25G
7600B4	±50G
7600B5	±100G
7600B6	±200G

7600BX	USED ON	NEXT ASSY
APPLICATION		
THIRD ANGLE PROJECTION		
USA		
UNLESS OTHERWISE SPECIFIED: INTERPRET DIM & TOL PER ASME Y14.5M - 1994. REMOVE BURRS. COUNTERSINK INTERNAL THDS 90° TO MAJOR DIA. CHAM EXT THDS 45° TO MINOR DIA. THD LENGTHS AND DEPTHS ARE FOR MIN FULL THDS. THDS PER MIL-S-7742. DIMENSIONS APPLY AFTER FINISHING.		
ALL MACHINED SURFACES. TOTAL RUNOUT WITHIN .005. BREAK SHARP EDGES .005 TO .010. MACHINED FILLET RADII .005 TO .015. WELDING SYMBOLS PER AWS A2.4. ABBREVIATIONS PER MIL-STD-12.		

UNLESS OTHERWISE SPECIFIED: DIMENSIONS ARE IN INCHES. DIMENSIONS IN BRACKETS [] ARE IN MILLIMETERS TOLERANCES ARE: INCHES METRIC ANGLES .XX ±.03 .X ±0.8 ±1° .XXX ±.010 .XX ±0.25		
MATERIAL		
FINISH		
DO NOT SCALE DRAWING		

CONTRACT NO.

APPROVALS		DATE
ORIG	RA	10/07/09
CHK	EP	06/28/10
APP	DV	07/16/10
APP		

 MASTER ONLY IF IN RED Chatsworth, CA			
TITLE:			
OUTLINE/INSTALLATION DRAWING, 7600B SERIES			
SIZE	CAGE CODE	DWG. NO.	REV
A	2W033	127-7600B	B
SCALE: 2:1		SOLIDWORKS	SHEET 1 OF 1

Model Number 7600B4	PERFORMANCE SPECIFICATION	DOC NO PS7600B4
	VARIABLE CAPACITANCE ACCELEROMETER	REV C, ECN 7424, 03/25/11



- POWER SUPPLY IDENTICAL TO STRAIN GAGE SENSORS
- VARIABLE CAPACITANCE ACCELEROMETER
- DIFFERENTIAL MODE
- HERMETICALLY SEALED
- DC RESPONSE

ENGLISH		SI	
Weight, Max	0.1 oz	3.6 grams	
Size	.80 x .56 x .23 Inches	20.3 x 14.2 x 5.8 mm	
Connector	4-PIN, M4.5 x 0.35 THD	4-PIN, M4.5 x 0.35 THD	
Mounting	4-40 X 7/16 LG SHCS	4-40 X 7/16 LG SHCS	
Material	Ti-6Al-4V	Ti-6Al-4V	

PHYSICAL

Weight, Max	
Size	Length x Width x Height
Connector	Type
Mounting	
Material	

PERFORMANCE

Input Range	±50 g	±490 m/s ²
Frequency Response (±3dB)	0-2000 Hz	0-2000 Hz
Sensitivity Differential, ±5% [1]	10 mV/g	1.0 mV/m/s ²
Output Noise, Differential ,Typ	50 μg rms/√ Hz	491 μ m/s ² /√ Hz
Non-Linearity, Max [2]	0.5 % F.S	0.5 % F.S
Sensitivity Change with Excitation Voltage (6-22 Volts)	0.3 %	0.3 %
Cross Axis Sensitivity	< 3 %	< 3 %

ENVIRONMENTAL

Maximum Mechanical Shock (0.1 ms)	2000 gpk	±19620 m/s ² peak
Bias Temperature Shift ,Max [3]	111 (ppm of span)/°F	200 (ppm of span)/°C
Sensitivity Temperature Shift	277 ppm/°F	500 ppm/°C
Operating Temperature Range	-40 to +176 °F	-40 to +80 °C
Seal	Hermetic	Hermetic

ELECTRICAL

Output Common Mode Voltage ± VDC	[4]	[4]
Output Impedence,Nom	1225 Ω	1225 Ω
Operating Voltage	±3 to ±11 VDC	±3 to ±11 VDC
Operating Current, Max	13 mA Dc	13 mA Dc
Change in Operating Current to Excitation Voltage	0.25 mA/V	0.25 mA/V

This family also includes:

Model	Input Range (g)	Frequency response (Hz)	Sensitivity Differential, ±15% (mV/g)	Max.Shock (0.1ms)	Noise Differential (μg/√Hz)
7600B1	±5	0-600	100	2000	9
7600B2	±10	0-1000	50	2000	10
7600B3	±25	0-1500	20	2000	25
7600B5	±100	0-2500	5	2000	100
7600B6	±200	0-3000	2.5	2000	200

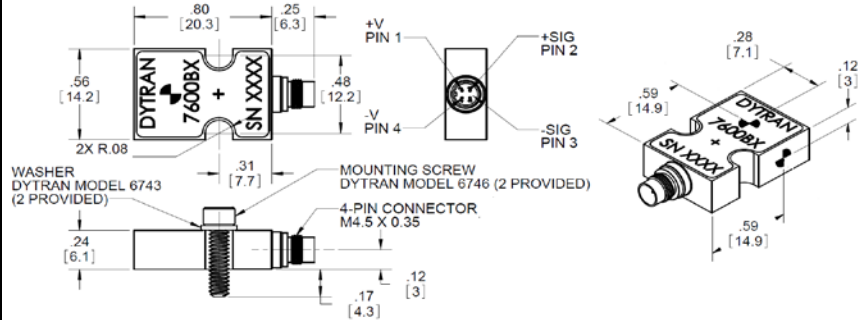
Please, refer to the performance specifications of the products in this family for detailed description

Supplied Accessories:

- 1) Accredited calibration certificate (ISO 17025)
- 2) Two mounting screws model # 6746
- 3) Two mounting washers model # 6743

Notes:

- [1] Single ended sensitivity is half of values shown
- [2] -90% to +90% of Full Scale
- [3] Over the rated temperature range
- [4] Bias voltage equal to (+ v - (-v)) / 2
- [5] Mating cable 6895A
- [6] In the interest of constant product improvement, we reserve the right to change specifications without notice.



Units on the line drawing are in inches. Refer to 127-7600B for more information.



21592 Marilla Street, Chatsworth, California 91311 Phone: 818.700.7818 Fax:818.700.7880 www.dytran.com