

# PV530-ITX

VIA® PV530 CPU + VX900 Chipset

**ASRock®**  
www.asrock.com



## Product Brief <<<<

- VIA® PV530 Processor (1.8 GHz)
- Solid Capacitor for CPU power
- VIA® VX900 Chipset
- FSB 800 MHz
- Supports DDR3 1066 memory
- 1 x PCI slot
- Integrated VIA® Chrome9 HD DX9 Graphics, DirectX 9.0
- Supports ASRock Instant Boos, Instant Flash, OC Tuner, OC DNA, Multi-Speed Fan Control
- ErP/EuP Ready
- Free Software : CyberLink DVD Suite - OEM and Trial; Creative Sound Blaster X-Fi MB - Trial

## Detail Specification <<<

Platform	- Mini-ITX Form Factor: 6.7-in x 6.7-in, 17.0 cm x 17.0 cm - Solid Capacitor for CPU power
CPU	- VIA® PV530 Processor (1.8 GHz) - Supports FSB800 MHz - Supports Untied Overclocking Technology
Chipset	- VIA® VX900
Memory	- 2 x DDR3 DIMM slots - Supports DDR3 1066/800 non-ECC, un-buffered memory - Max. capacity of system memory: 4GB
Expansion Slot	- 1 x PCI slot
Graphics	- VIA® Chrome9 HD DX9 Graphics - Pixel Shader 2.0, DirectX 9.0 - Max. shared memory 512MB - Supports D-Sub with max. resolution up to 2048x1536 @ 75Hz
Audio	- 5.1 CH HD Audio (VIA® V1705 Audio Codec)
LAN	- Realtek PCIE x1 LAN 8105E - Speed: 10/100 Ethernet - Supports Wake-On-LAN
Rear Panel I/O	I/O Panel - 1 x PS/2 Mouse Port - 1 x PS/2 Keyboard Port - 1 x Parallel Port (ECP/EPP Support) - 1 x Serial Port: COM1 - 1 x VGA Port - 4 x Ready-to-Use USB 2.0 Ports - 1 x RJ-45 LAN Port with LED (ACT/LINK LED and SPEED LED) - HD Audio Jack: Line in / Front Speaker / Microphone
Connector	- 2 x SATAII 3.0 Gb/s connectors - CPU/Chassis FAN connector - 24 pin ATX power connector - Front panel audio connector - 2 x USB 2.0 headers (support 4 USB 2.0 ports)
BIOS Feature	- 4Mb AMI Legal BIOS - Supports "Plug and Play" - ACPI 1.1 Compliance Wake Up Events - Supports jumperfree - SMBIOS 2.3.1 Support
Support CD	- Drivers, Utilities, AntiVirus Software (Trial Version), ASRock Software Suite (CyberLink DVD Suite - OEM and Trial; Creative Sound Blaster X-Fi MB - Trial)
Unique Feature	- ASRock OC Tuner - Instant Boot - ASRock Instant Flash - ASRock OC DNA - Hybrid Booster: <ul style="list-style-type: none"><li>- CPU Frequency Stepless Control</li><li>- ASRock U-COP</li><li>- Boot Failure Guard (B.F.G.)</li></ul>
Hardware Monitor	- CPU Temperature Sensing - Chassis Temperature Sensing - CPU Fan Tachometer - Chassis Fan Tachometer - CPU Quiet Fan - CPU/Chassis Fan Multi-Speed Control - Voltage Monitoring: +12V, +5V, +3.3V, CPU Vcore
OS	- Microsoft® Windows® 7 / Vista™ / XP compliant
Certifications	- FCC, CE, WHQL - ErP/EuP Ready (ErP/EuP ready power supply is required)
Accessories	- Quick Installation Guide, Support CD, I/O Shield - 2 x SATA Data Cables (Optional)

The specification is subject to change without notice. The brand and product names are trademarks of their respective companies. Any configuration other than original product specification is not guaranteed.

# PV530-ITX

VIA® PV530 CPU + VX900 Chipset

**ASRock**  
www.asrock.com

## ASRock PV530-ITX VS G31 Ref MB

OS: Windows 7 Ultimate 32 bit

	PV530-ITX (VIA VX900) CPU : VIA PV530 1.8GHz DRAM : DDR3-800 2Gx1	G31 Ref MB CPU : Celeron 420 1.6 GHz DRAM : DDR2-800 2Gx1
Windows 7 Performance (Graphics)	3.2	3
Windows 7 Performance (Gaming Graphics)	3.1	3.1
Windows 7 Performance (Primary hard disk)	5.8	5.9
Power Consumption (Idle) (Watt)	42	53
Power Consumption (Full loading @ Prime95) (Watt)	53	61

## ASRock PV530-ITX VS Gigabyte EG41MF-S2H

Model:	ASRock PV530-ITX	Gigabyte EG41MF-S2H
Chipset:	VX900	G41 + ICH7
CPU:	VIA PV530	Celeron 420
RAM:	GSKill DDR3-800 2GBx1	GSKill DDR2-800 2GBx1
VGA:	onboard	onboard
HDD:	Western Digital WD5000AAKS	Western Digital WD5000AAKS
PSU:	Corsair HX 850W	Corsair HX 850W

Model Name	Windows 7 OS Installation time	Time to boot up to Windows 7
ASRock : PV530-ITX (PV530 CPU + VIA VX900 Chipset)	25m25.03s <b>Win</b>	44.85s <b>Win</b>
Gigabyte EG41MF-S2H (Celeron 420 CPU + Intel G41 Chipset)	29m44.52s	54.06sec

## ASRock Mini-ITX Motherboard - PV530-ITX

VIA® PV530 Processor Inside



Standard Mini-ITX motherboard  
for Mini-ITX and Micro-ATX case



# PV530-ITX

VIA® PV530 CPU + VX900 Chipset

**ASRock®**  
www.asrock.com

## ASRock AIWI - Turn Your iPhone Into Game Joystick

### Playing Games by Holding Your iPhone or iPod touch

ASRock AIWI software introduces a new way of PC gaming operation. ASRock AIWI is the world's first software to turn your iPhone/iPod touch as a game joystick to control your PC games. Just to install the ASRock AIWI software on your ASRock motherboard, connect your PC and apple devices via Bluetooth or WiFi networks, then you can start experiencing the exciting motion controlled games.



#### System Requirement:



iPhone or iPod touch



ASRock Motherboard with  
ASRock AIWI PC Software



## ASRock AIWI Quick Start Guide

### Step 1.

Download and install the ASRock AIWI PC software on ASRock PC:



### Step 2.

Free download AIWI-Lite from App Store and install to your iPhone / iPod Touch:



### Step 3.

Connect your iPhone / iPod touch with ASRock PC via WiFi or bluetooth.



### Step 4.

Execute ASRock AIWI software on the PC and log in to register to become a new AIWI member, then you can receive continues new games update.





# PV530-ITX

VIA® PV530 CPU + VX900 Chipset

ASRock®  
www.asrock.com



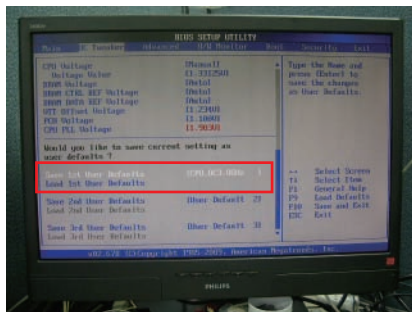
## OC DNA

Save your OC settings as a profile and share with friends. Try OC DNA now!

## OC DNA Instruction

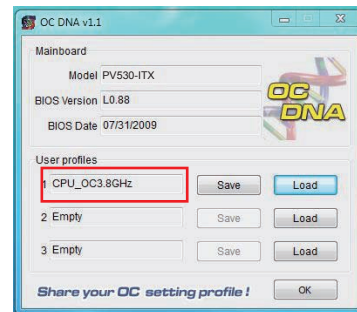
### Step 1

Save your BIOS OC settings as User Default in BIOS OC Tweaker menu. (For example: we name this User Default setting as "CPU\_OC3.8GHz")



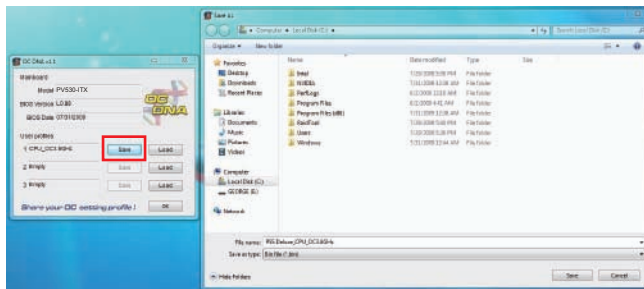
### Step 2

Execute ASRock OC DNA under OS, you will find "CPU\_OC3.8GHz" as User Profile 1.



### Step 3

Press "Save" button to save the "CPU\_OC3.8GHz" OC settings as a profile.



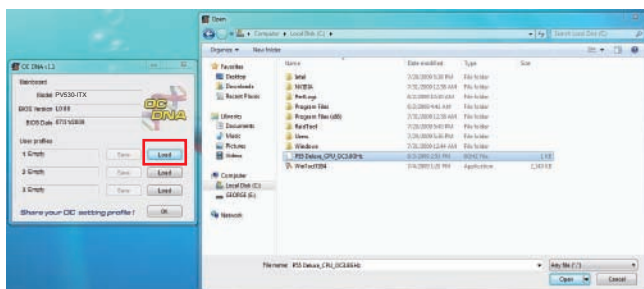
### Step 4

Send the "CPU\_OC3.8GHz" profile to other friends.



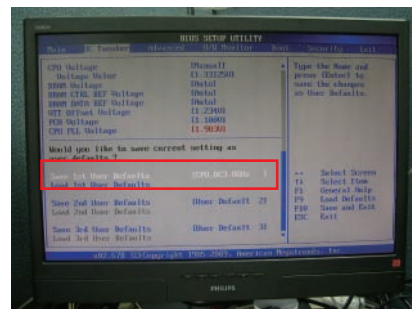
### Step 5

When the friend receives your "CPU\_OC3.8GHz" profile, he can press "Load" to load the "CPU\_OC3.8GHz" profile in OC DNA.



### Step 6

After that, the friend can enter into BIOS OC Tweaker menu to load the "CPU\_OC3.8GHz" profile as his BIOS OC settings.



Now, you have successfully share your OC setting profile with your friends.

\*The OC DNA works only when users use the same motherboard and BIOS version.

# PV530-ITX

VIA® PV530 CPU + VX900 Chipset

**ASRock®**  
www.asrock.com



## ASRock Instant Boot

ASRock Instant Boot is a new feature invented exclusively by ASRock. It can boot up system in an amazing speed, which is 10 times faster than traditional boot up. For home users or office PC users, ASRock Instant Boot can also guarantee a clean Windows OS, and consumed less power! For details: <http://www.asrock.com/feature/InstantBoot/index.asp>

\* This function is applicable ONLY to single user that does not secure ID and Password to their systems.

\* The boot up time depends on the hardware configuration.

## 10 Times Faster, Only 4 Secs to Boot Up to Windows!

### ASRock YouTube

<http://tw.youtube.com/watch?v=BucljXZVxXo>



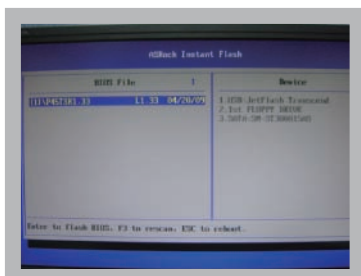
## ASRock Instant Flash

ASRock Instant Flash is an exclusive and the most user-friendly BIOS flash utility developed by ASRock. It is embedded in Flash ROM which is used to update the system BIOS without having to enter operating systems like MS-DOS or Windows.



## Features

Once executing ASRock Instant Flash, the utility will automatically detect all devices such as USB, hard disk or even floppy drive to find the exact BIOS for your system. Instead of giving you all BIOS in your devices, the Instant Flash just list BIOS versions that apply to your motherboard model only. For example, if you have many different BIOS of different motherboards saved in your devices, but you just need to flash your P45 motherboard, the Instant Flash will just list the P45 BIOS versions for you. This unique function allows you to easily select the suitable BIOS version instead of browsing through all data.



Instant Flash just list BIOS versions that apply to your motherboard model.

**Simple!**



Click and start Flashing!

**Quick!**

# PV530-ITX

VIA® PV530 CPU + VX900 Chipset

**ASRock®**  
www.asrock.com



**CyberLink**



## **CyberLink Power2Go 6.1 LE OEM**

Power2Go 6 lets you burn and backup videos, photos, music and data onto Blu-ray Discs and DVDs.

## **CyberLink MediaShow 4.1 SE OEM**

Photo and video management software MediaShow edits videos and photos instantly, creates slideshow, and allows publishing directly to YouTube and Flickr.

## **CyberLink PowerDVD 8.0 DTS Trial**

World-renowned PowerDVD 8 DTS delivers outstanding DVD movie playback quality on your PC.

## **CyberLink PowerDirector 8.0 Trial**

PowerDirector - Video Editing software – edits high-definition videos including AVCHD, allows output to PSP iPod and Blu-ray Disc.

## **CyberLink PowerBackup 2.5 Trial**

PowerBackup backups valuable data on your PC.

## **Creative Sound Blaster X-Fi MB Trial**

The Sound Blaster X-Fi MB solution provides premium audio quality, effects and features for PC systems equipped with onboard audio.

For gamers, the EAX® ADVANCED HD 4.0, with its state-of-the-art Multi-Environment rendering and reverb modelling, delivers a much more realistic and immersive 3D gaming experience than your motherboard audio ever will.