

Using ProSessions Loops in GT Player Express

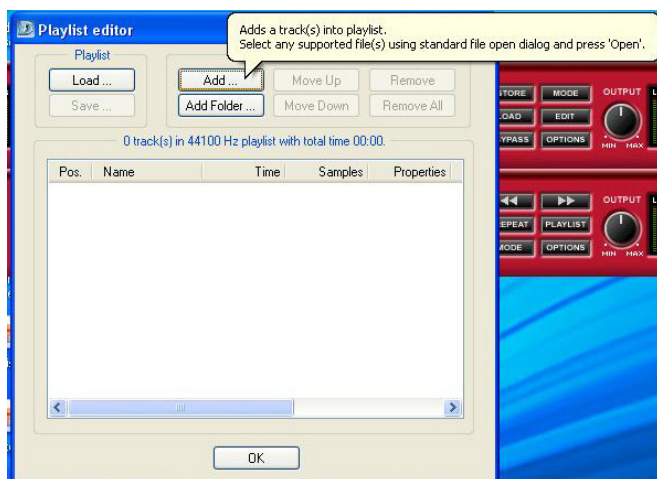
This document explains the process of loading M-Audio ProSessions drum loops into the GT Player Express Track Player. Please read the Users Manual and install your Fast Track USB interface prior to following the directions in this Guide.

M-Audio ProSessions loops are provided in both WAV and AIFF formats. Many of the loops are also provided in song parts: Intro, Verse, Chorus, Bridge, Ending, etc. The GT Player Express Track Player has a repeat function that allows for seamless loop-to-loop playback. The Track Player also has two repeat modes: Play One or Play All. Play One allows you to load one drum loop and have it repeat over and over. Play All allows you to load a playlist of loops, which allows you to put your loops in order like a song. The Track Player will play all of the loops in the order that they are listed, then repeat the playlist when the last loop is played.

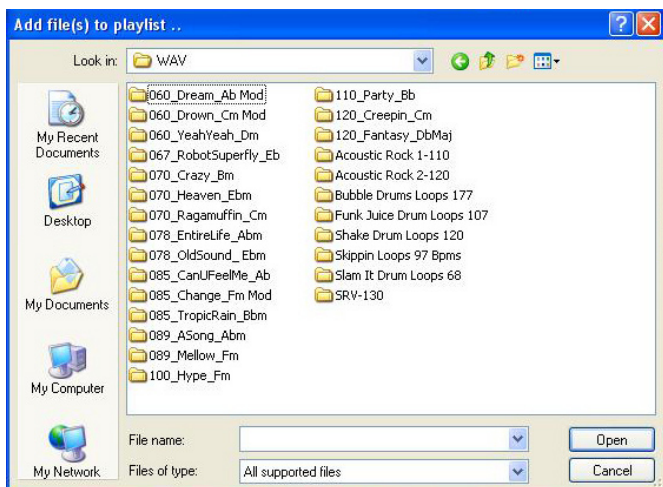
To use the ProSessions drum loops, you must first copy either the WAV or AIFF folder from the Fast Track CD to your computer's desktop. Then, launch GT Player Express. Be sure to click on the power button for both the GT Player and the Track Player.



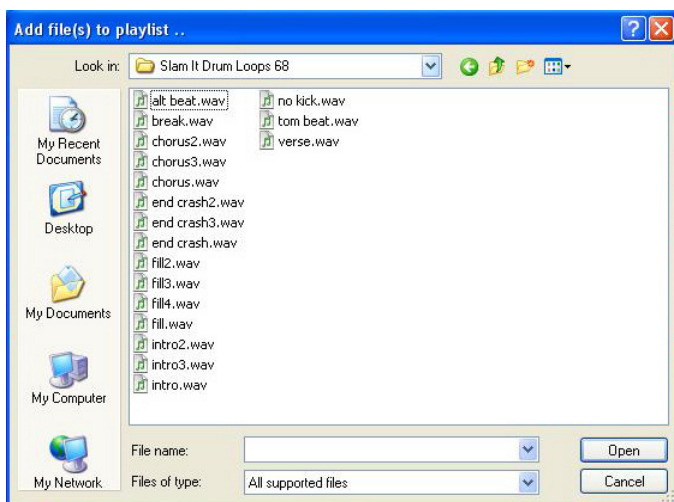
Now click on the PLAYLIST button, which will bring up the Playlist editor window. Click on the ADD button.



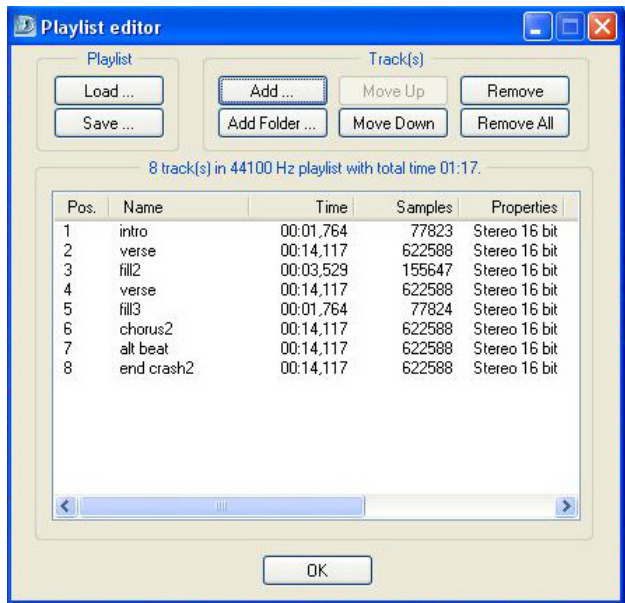
Locate the WAV or AIFF folder on your desktop. Now click on the “Slam It Drum Loops 68” folder and click “Open.”



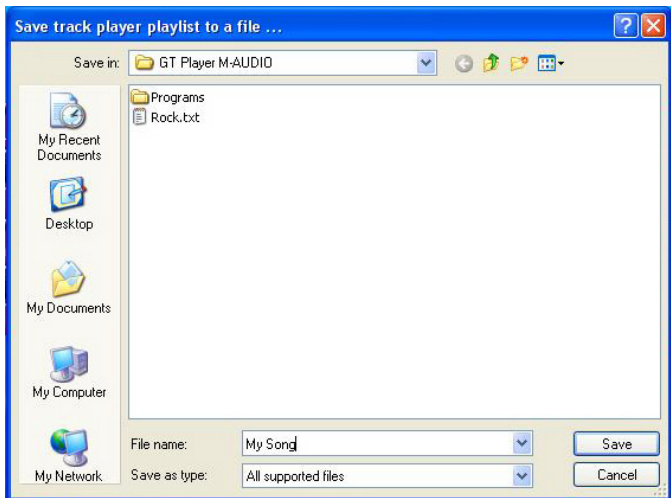
All of the loops in the “Slam It Drum Loops 68” folder will be displayed. Select the “intro.wav” (or “intro.aiff”) file and click “Open.”



Repeat this process until the loops are added in the same order as the screenshot below. Then click the “Save” button.



Name the file “My Song” and click “Save.” Your new playlist is now saved.



On the Track Player, click the MODE button until the display reads “Play All.” Then click the REPEAT button. You can now click on the PLAY button and hear your new playlist of drum loops.



To play one continuous drum loop rather than an entire playlist, simply load one file. Click on the MODE button until the display reads “Play One.” Click on the REPEAT button and press play. Now only the one drum loop will play continuously.