



YAMAHA

MUSIC PRODUCTION GUIDE

OFFICIAL NEWS GUIDE FROM YAMAHA & EASY SOUNDS FOR YAMAHA MUSIC PRODUCTION INSTRUMENTS

Edition

05|2012


Contents

Yamaha's new entry-level synthesizers MX49 and MX61	3
Artist Interview PJ Morton	6
Easy Sounds: Soundset Evolving Soundscapes	8
Interview KARMA MOTIF	9
DTX: How to program your own kits	12
Sounds & Goodies	15
Imprint	25

YAMAHA'S NEW
ENTRY-LEVEL
SYNTHESIZERS
MX49 AND MX61

mx

MOTIF SOUNDS FOR INSPIRATION,
USB FOR XPANDED INTEGRATION



MX61



MX49





YAMAHA'S NEW ENTRY-LEVEL SYNTHESIZERS MX49 AND MX61

The new Yamaha synthesizers MX49 and MX61, settled in the lower price range, will be available in a few weeks. That's reason enough to take a first look at the features of the instruments. We will get into more detail with the new synthesizers in the next issue of the Music Production Guide.



The tone generation system of the MX49/MX61 is based on the excellent sound engine of Yamaha's MOTIF series, which represents the standard of synthesizer workstations for the last 10 years.




The MX49/MX61 contains more than 1,000 Voices from the successful MOTIF series - realistic instrument sounds like acoustic piano, electric piano, strings, brass, and synth/electronic sounds.



The Virtual Circuitry Modeling technology (VCM) allows excellent studio effects like Vintage Compressor, EQ, Wah, Flanger, Phaser, etc.



Instantly generate Layer and Split Performances using the huge selection of premium Voices - by a simple press of a button.



The 128 voices of polyphony allow you to play very complex Performances and to use the MX49/MX61 as a Tone Generator for complete song productions and live-playbacks.



The integrated USB audio / MIDI interface allows both MIDI and audio connection via a single USB cable to the computer.



In the Remote mode you can use the knobs and buttons of the MX49/MX61 to comfortably control selected functions of external DAW applications.



The Digital Audio Workstation („DAW“) Cubase AI software is included and provides the basis for the integration into a computer music production system and the use of the MX as a VST instrument.



The „AUX in“ audio input allows playback of external audio signals from portable audio players. The tempo of the synthesizer can be synchronized using the „tap tempo“ function.



The compact size and low weight of the MX49/MX61 makes it a perfect mobile keyboard for all purposes.



THE PERFORMANCE MODE

The MX49/MX61 is based on the same high-quality tone generation system as the MOTIF series. Just like the MOTIF XS / MOTIF XF / MOX the MX49/MX61 offers about 1,000 Preset Voices. They are mostly identical to those of the MOTIF series. Compared to the other models of the MOTIF family the concept of sound organization has been simplified to offer beginners a quick overview and a convenient operation.

The sound organisation of the previous models of the MOTIF-family is hierarchical and includes these modes:

- Song mode / Pattern mode
- Performance mode
- Voice mode
- Wave-ROM

Each mode provides immense opportunities of sound design. And in between these modes there are many cross-references. Overall, it is a very complex system that meets the highest requirements. In contrast to the

other models of the MOTIF-family the tone generation of the MX49/MX61 takes place in a single mode, namely the Performance mode. However, this mode offers - in addition to LAYER and SPLIT sounds made of two Parts - a „default mode“ for playing single Voices. Hence you could also speak of a SINGLE mode here. Of course, the Performance mode can also be used for multi-timbral setups with up to 16 Parts.

And as a special highlight, the Performance mode features a PART SELECT function. When activated up to 16 Voices can be selected alternately, without having the previous sound cut off. Ideal for complex live performances!

RHYTHM PATTERN

In addition to instrument and synth sounds MOTIF Performances usually have Parts with drum arpeggios assigned to them. In the MX this is done with the help of the Rhythm Patterns, which can be used in addition to the LAYER or SPLIT Parts.

The Rhythm Patterns are somehow similar to the drum arpeggios of the MOTIF series, but they are not arpeggios, but controlled by patterns, which are associated with the drum Part 10. There are a total of 208 Patterns to choose from, which are divided into six categories.

Using the „Key On start“ function, the Rhythm Patterns synchronously start with the first note that is played on the keyboard.

THE 2-PART ARPEGGIATOR

Of course, like all Yamaha synthesizers the MX49/MX61 features complex arpeggio functions. In Performances two independent Arpeggiators can be used, which can each draw on a total of 999 Arpeggio Types sorted by Categories.

Besides the classic arpeggio functions the MX49/MX61 also features a chord recognition - depending on the Arpeggio Type. This means that musical ideas and smaller arrangements can be performed live using



re-harmonisation (chord recognition). The factory Performances make good use of this feature. The MX49/MX61 thus becomes an extremely creative and powerful source of inspiration and a composition help.

BUILT-IN MIDI/AUDIO USB INTERFACE

A USB Audio/MIDI interface is integrated in the MX49/MX61. Thus, a single USB cable allows both MIDI and Audio connections to the computer without any additional hardware. The audio output signal of the MX49/MX61 can be routed as a stereo signal to the computer and recorded in audio tracks.

The audio output of the computer can be routed to the MX49/MX61. Its volume is controlled by the parameter DAW level (UTILITY - DAW Level - General) and eventually output to the stereo out or the headphones out (Phones) of the MX49/MX61.

Using the AUX IN allows external audio signals to be directly sent to the connected computer and be recorded.

So with the MX49/MX61 no additional Audio/MIDI interface is required for MIDI recording (internal sounds) and audio recordings (AUX IN).

SONG PLAYBACK (MIDI AND AUDIO)

Standard MIDI files (format 0) or audio files in WAV format (44.1 kHz/16 bit stereo) can be directly played back from a USB flash drive, that is connected to the USB TO DEVICE interface of the MX49/MX61. This function is set from the EXT. SONG display.

During playback, the currently selected Performance can be played. The „PART SELECT“ function can also be used, so sound changes can be implemented, too.

Basically, it is also possible to play Standard MIDI files in GM or XG format, because the MX49/ MX61 features all the GM Voices. But as a rule, it is recommended to optimise the GM songs to perfectly fit with the MX49/ MX61. In particular, you should prepare a Part (which is not used for playback) with a suitable Voice for your own performance.

So far for a - without any claim to completeness - first glimpse into the world of the new Yamaha Synthesizer. Learn more about the MX49/MX61 in the next issues.



YAMAHA ARTIST

PJ MORTON

From his origins as an independent songwriter to his current gig recording and touring with Maroon 5, keyboardist PJ Morton has moved steadily from one success to another. Now he's come full circle with the release of his own EP, *Following My First Mind*, on Lil Wayne's *Young Money* imprint. „People are really digging it,” he says. „I think my audience mirrors the type of fan that I am: a person who listens to all types of music, with very eclectic taste, but always energetic.”

The EP's first single, „Heavy,” featuring Maroon 5 singer Adam Levine, was released in March 2012. „We were out on the road when I recorded it, and we were just having fun. And eventually these songs started to link together and make sense to me. It was an evolution, for sure.”

Morton's musical path began in New Orleans, where he grew up steeped in sound, from gospel (his father was a well-known pastor) to classic pop. „I learned to respect music early on,” he notes. „That rich history is instilled in you before you really know what it is. That's why even if

I do some current hip-hop beats on top of melodic stuff, I always have some real instruments going on - some horns, some strings. Growing up in New Orleans, you appreciate the real thing.”

In his early teens, PJ Morton began to write gospel songs and placed his first song professionally when he was just 15. But his biggest break came quite by accident when he crossed paths with India.Arie when he was a junior at Morehouse College in Atlanta.

„It was really a fluke,” he recalls. „We lived in the same apartment complex. She heard me playing the piano in the lobby, and she came down and started singing. I didn't know who she was, but we started talking about Stevie Wonder and connected on that. She had finished her first record by then, but when the second record came around, she let me give her a song.”

That song, „Interested,” was added as a bonus track on India.Arie's GRAMMY®-winning album *Voyage to India*. „It was kind of overwhelming,” PJ says. „Jumping into mainstream music was something that I never thought I'd be able to do. It let me know that I was on the right path, and that I should keep on doing what I was doing!”

Morton continued to chart his course as a songwriter and keyboardist, working with Jermaine Dupri and artists such as Monica and American Idol winner Ruben Studdard before joining Maroon 5 on additional keyboards and backing vocals for their 2010 tour. When Jesse Carmichael, the band's longtime keyboardist, went on an indefinite hiatus in early 2012, PJ was ready to fill in.

Fresh off the road promoting his own EP, PJ is now gearing up for an extended tour with Maroon 5, along with his new favorite keyboards: the 76-key Yamaha Motif XF7 and 88-key Motif XF8.

“I've been a fan of the Motif for years, but sonically, the XF has knocked it out of the park”.

„I've been a fan of the Motif for years,” he says. „But sonically, the XF has knocked it out of the park. Maybe it's the sample rate, but it really feels good and warm. The Motif has always been a core keyboard for me, because I know I can kind of get everything I need out of it. Besides the specific sounds from specific keyboards that were used on the record, I can get the solid piano sound, the solid string sounds - the whole gamut of what I need to create.”

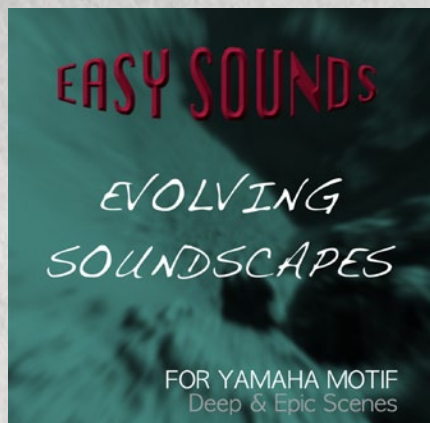


Even in guitar-driven Maroon 5 songs, keyboards play an essential role, Morton says: „A lot of times, piano is the core of what’s going on. If it’s a song like ‚Won’t Go Home Without You,‘ it’s kind of like the song is standing on the shoulders of the piano. And in ‚This Love,‘ the piano is the pulse of the whole song. Keyboards are the glue that keeps everything together.”

As he travels the world in support of Maroon 5’s fourth studio album, *Overexposed*, PJ plans to continue to work on his own music, eventually expanding his current EP to a full-length album. „I’ve been blessed to do some amazing things already, things I never thought I’d do,” he says. „I just want to continue to grow, and continue to touch people with this music - Maroon 5 as well as my solo stuff. Make people feel something, even if it makes them mad at me.” He laughs. „Wherever that leads me, I’m down with that. It’s been great already so far.”



NEW MOTIF XF/XS SOUNDLIBRARY „EVOLVING SOUNDSCAPES“



The MOTIF is not only used as a live workstation, but also increasingly in dance / electronic / chillout / epic. Soundsets like Xtasyn, Chill Xperience, or Mystic Spheres find an equally good response like those live-oriented libraries (Live Instruments, Stage & Studio, Phat Analog, Organ Session...).

The newest EASY SOUNDS product „Evolving Soundscapes“ is not classifiable stylistically and can therefore be used cross-style. The name of the soundset suggests the presence of striking, slowly evolving sound structures with spherical character. Sounds of this type are indeed abundant in this library. But they are not alone - perhaps to your surprise you will find absolutely trendy dub-step sounds. Brutal synth sounds that sound very much like FM, those brand new wobble basses and of course crunchy and powerful drum sounds.

The demo songs impressively show how aggressive drums and dub-step basses combine with atmospheric sounds. Sometimes you might not be sure whether you're listening to chill out, dub step, or a new kind of electronic music. However, actually the combinations present in this soundset are kind of obvious, because a certain relationship between progressive Epic Style (Amon Tobin!) and Dub Step (Skrillex) is undeniable, especially regarding the rapid sequence-like sound changes. The Performances combine arpeggio-driven drum and bass sounds with pads,

instrument, and effect sounds. This is pure inspiration!

The drum Parts of the Performances partially seem like complete arrangements - thanks to the complex 8Z Hybrid Kits! These consist of 8 Elements / Zones. Zones 1-7 can be used as Mini-Drum/ FX-Kit with a flexible sound design, while Element 8 offers a selection of drum loops. The new User Arpeggios used in these Voices first convey the impression of very complex drum / FX loops.

However, if you look closer at the 8Z Hybrid Kits, you will notice that they offer a greater flexibility and choices of individual sound design than you might have thought initially.

THE HIGHLIGHTS OF THE SOUND LIBRARY:

- 128 Voices and 32 Performances, programmed by international top sound designers (Peter Kriskcher, Dave Polich, Hans-Peter Henkel)
- 128 MB premium FX, synth, and drum samples, that were recorded and edited in several complex sample sessions
- Pads and musical effects with impressive atmosphere and animated sound structures that achieve a high degree of musical inspiration
- Spheric and spectacular sound effects for cinematic and ambient music productions
- Red-hot electronic drums and wobble bass sounds for dub step and electro pop
- 8Z Hybrid Drum/FX Voices (8 Elements / Zones)
- 200 new User Arpeggios
- Performances with sound combinations for styles like ambient / electronic / epic / chill out / dub step

THE 128 VOICES ARE DIVIDED INTO THE FOLLOWING GROUPS:

- A01 – D16 (1 – 64)
= Atmospheres & Pads
- E01 – F06 (65 – 86)
= Dub Step / Wobble Bass
- F07 – F10 (87 – 90)
= Synth Arpeggio
- F11 – G08 (91 – 104)
= 8Z-Drumvoices
- G09 – H16 (105 – 128)
= Spheric Soundeffects

THE CONTENT OF „EVOLVING SOUNDSCAPES“ AT A GLANCE:


- 128 Voices
- 32 Performances
- 128 MB Samples
- 128 User Waveforms
- 200 User Arpeggios

Further information on „Evolving Soundscapes“ for MOTIF XF/XS and an extensive selection of mp3 demos and videos can be found here:

<http://www.easysounds.de/>

<http://www.youtube.com/user/motif-news>

2012 - THE YEAR KARMA REACHED THE MOTIF



At Winter NAMM 2011 (Anaheim, CA, USA) KARMA for the MOTIF was presented for the first time. The summer of 2012 saw the publication.

KARMA is a software (Mac / Windows) which generates MIDI events by a 6-Part real-time arranger. Two additional Parts are used for playing live on the keyboard. The Song mode of the MOTIF contains the sounds which are partly adapted to the particular Performance. In Remote mode the panel of the MOTIF can be used for an extensive control of the software. Information from the software is also shown in the display of the MOTIF. Thus it is not necessary to look at the screen of the computer or to have access to the computer's keyboard. But it is also possible to control KARMA using the computer's keyboard or an additional MIDI controller.

KARMA generates realtime arpeggios going through special algorithms. This results in an inexhaustible variety and a very musical sounding output that clearly distincts from those of classical arranger principles. Particularly noteworthy are the very dense rhythmic and melodic textures, natural sounding glissandos, strumming and finger picking for guitars and more.

For more information and a 13-minute demo video, visit:

<http://www.karma-lab.com/karma-motif>



I had the opportunity to meet Stephen Kay, the developer of KARMA, in his studio and ask him about the general history and development of KARMA and the new KARMA MOTIF software.

Enjoy reading!

Yours Hans-Peter Henkel

hp@hape13.de

www.hape13.de

hp: First of all a question about your personality: Who is Stephen Kay?

s: I started out as a professional musician and performer. I had the dream of being Keith Emerson or Rick Wakeman, like a lot of keyboard players. So I played in some original Rock Bands in the Chicago area for a number of years. That's where I was born. I started performing in bands when I was about 14 I would say. By the age of 20 years I had a three piece progressive Rock Band called TEARS.

hp: Did you take lessons?

s: I took classical Piano when I was young. Probably from 9 years on and for five years. My parents got me into it. But then I got into my first Rock Band with a little Combo Organ when I was about 14. After that it

was: „No more classical“ - until I discovered Keith Emerson! By 1977 I had this huge keyboard setup, trying to do the whole progressive rock thing. Two customized ARP 2600's, Hammond, Clav, Rhodes, Step Sequencers, String Machines etc. That's what I wanted to do but it didn't work out as these things happen. After that I spent a number of years going in a more Billy Joel singer/songwriter/piano kind of direction.

hp: Yes I know you are a very good singer too.

s: Thank you - used to be, anyway. I came pretty close to a record deal at the time but I just didn't have that stroke of luck.



hp: Can you tell us something about the history of KARMA?

s: In my mid 30's I got involved with the voicing department of Korg. They were producing new PCM source material for their next line of keyboards which was the 01W. I was invited to come to Japan to work on waveform editing for the 01W because of some waveform editing I had done with my Fairlight Series III - and that's when I started working with Korg. Later I was working also on the i-series which was the first arranger keyboard and it's funny because I always hated arranger keyboards. They sent me this program called Max, which was a program where you can basically program MIDI applications without being a programmer. Because that is another thing. I always said: „I can program keyboards, but I'll never program a computer!

Computer programming is scary, you know, this is for scientists!“ But to make a long story short I built this whole program in Max that would emulate the chord transposition tables of an arranger keyboard. So that we could tweak and fine tune them and get them work right. Over time, this arranger technology that I initially hated I started getting very interested in. I found it to be very fascinating the way it works and the way you write a MIDI phrase in one key and you play a different chord it comes out in a completely different key and tonality. That's why I started learning about all that stuff. I then invented a couple features in the i-Series using Max, that are still included in all of Korg's arranger keyboards to this day. One of them is the full scan mode, which has these intelligent windows that overlap, following your hands around. And also the drum remapping feature is another thing I invented in Max where you could switch drum maps so it moves the Hit-Hat to the Ride Cymbal and you get different drum variations.

So I ended up getting a couple of patents (and royalties) from those two features and I started thinking to myself: „Hey, this is pretty cool if I can get paid for coming up with ideas!“ That was the start of my sort of fascination with arpeggiators, arrangers and that whole technology.

hp: So this was the basic idea to KARMA.



s: Yes and one of the very most basic inspirations for KARMA was: I wanted to generate a harp glissando. Which, if you try to do it in the sequencer, is very difficult, because you've got to use this sweep of notes and it maybe vary extremely in speed, velocity and volume at the same time. There's no way you can really get an arpeggiator to do that (at least this was 18 years ago when I started KARMA). So I wanted to find a way to generate those sorts of things. And one of the first things I tried to program in KARMA was the whole concept of the overlapping hands of the harpist.

Once I started that, it really was just a sort of take off. I started adding features and more modules, more capabilities. I came up with different ways of jumping the indexes around so you can randomize the drum grooves and other parts and have a sort of intelligent randomization. It just grew bigger and bigger, until it became sort of "arpeggiators on steroids backing-track generator". After about seven years of development I was able to license it to Korg, where it has been included in most of their top workstations. And actually for the first few years this was also still being done in Max, because I still was afraid of computer programming. But I finally got to the point

where the program was so massively complex in Max and so was getting extremely bogged down. Max wasn't really meant to handle a program of that complexity and so I finally had to bite the bullet as we say and learn computer programming.

hp: Did you take lessons for computer programming?

s: No I taught myself. I bought several books like „Learn C in 21 days“ - kind of like that. It took a while, but now KARMA is written completely in C/C++.

hp: You're programming the whole graphics for the GUI too?

s: Yes, I'm doing everything. My website makes it look like there's a company involved but it's really just me, and a few free-lance sound programmers. I do the website, graphics, store, processing of the orders, forums - everything. My wife does help a little bit.

hp: When did you have the idea for KARMA MOTIF (KMO)?

s: I've been thinking about it for a number of years because first of all I've been only associated with Korg basically up to now and I wanted to branch out. I've always

felt that KARMA needs good content to go with it, rather than being just a generalized program that works with anything. In order to make content you have to know what you working with. If I take a Yamaha MOTIF, it has a certain palette of sounds and I can voice it to sound really good. So I decided I wanted to pick another workstation type product to go after and I just figured the MOTIF has the largest user base.



hp: So KMO is the first KARMA 3.0-Version. What's the difference between version 2 and 3?

s: First of all: In version 2 there are a maximum of four KARMA modules used at a time. In my software versions there have always been six modules, but in all of the Korg implementations only four modules have ever been used. For KARMA 3 and the MOTIF we use all six modules all the time so there is a much fuller sound - and I made one of the modules capable of being used as a fill feature, which V 2.0 doesn't have. And that adds a huge capability to the whole experience. Other stuff that's new in KARMA 3 is a very cool Stutter feature with multiple speeds, an enhanced manual Retriggering feature, and the Performance notes feature - which is nice because you just click a button and it opens up detailed document about the current Performance in your browser.

New in 3.0 is also the fact that you can store a mix and track mutes for each scene. There are 32 scenes each in 7 different layers

possible per Performance. We provide the first eight in each layer. But if you want to make your own variations you can easily copy a scene to an empty one and then go change it around. Or you can just mix and match the scenes in the different layers with each other - the variations you can get just doing that are never ending. We once calculated that if you have all 32 scenes programmed there would be over two billion variations that you can get from playing around with the Scene Matrix page.

hp: The scenes don't include the chords, right?

s: No, there are 16 chords per Performance - you can store your own at any time. And new 3.0 Chord Trigger features allow them to be used to control the MOTIF's arpeggiators for additional elements.

hp: Is KARMA like an arranger?

s: KARMA 3.0 has certainly gone in a direction that makes it a bit more arranger-like. But it has some features that you just can't do with an arranger. For example, you can hold the fill button and make it as long as you want to, you can re-trigger the various modules like a DJ, individually or together. And then there are the natural-sounding randomizations that give KARMA grooves more "life" than most arrangers or arpeggiators.

hp: Is it possible to use customized Voices including samples?

s: Yes, basically the whole concept of KMO is a marriage between the software generating MIDI and the Songs that are programmed inside the MOTIF (one for each KARMA Performance). So to change the actual sounds in a KARMA Performance, you just basically edit your Song in the MOTIF the same way you'll edit it if you're working with the sequencer. You can use any custom Voice you want.

hp: Is it possible to copy a MOTIF Performance to integrate it into a KARMA Performance?

s: I think you could do that. If you copy a Performance to the Song Mode as a starting point it puts those Parts on different MIDI-channels. You just then have to set these to different channels that don't conflict with the parts

that the GE's from KARMA are playing. Then you would add Voices to the empty tracks to do whatever you want to do.

hp: A GE (Generated Effect) contains the basic phrase to be used in a module. How difficult is it to create your own GE's for customized Performances?

s: You can program a GE in the software from scratch if you want. But a very easy way is to use the Import To GE-Function. You can use simple recorded MIDI-Phrases, turn them into GEs and store them, and use them inside KARMA MOTIF. We included a tutorial document with a detailed introduction on how to do that. If you work through the given examples, you will gain an understanding of how all the parameters work.

hp: Can Mega Voices be used for GE's?

s: Yes, they are used in some Performances. The cool thing is, you can use drum grids inside the GE for melodic patterns as well. This gives the option to randomize the use of the special effects within Mega Voices. Another cool thing is what we call KARMA Wave-Sequencing. This sends SysEx-Messages to change the Waveforms in realtime. That's done also in the GE. You can set up to 32 different Waveforms from the entire MOTIF Waveform list. And since you can hook up sliders to the different Waveforms you can get different Wave variations in different scenes.

hp: Looking forward - what's coming up next?

s: Actually, the top of the ToDo-list is updating KARMA to work on Mac OS 10.7+ (yes, I'm rather behind in doing that - but I'm working on it now and it's going well). In addition we are working on an expansion set of additional Performances for KMO - we've got another 27 so far. One of the next steps will be supporting the MOX-Series Workstation and the MOTIF-RACK XS. So, there's a lot of work to do in the near future.

hp: I think we should end at this point otherwise, it would get beyond the frame. Thank you very much for spending your time and the very interesting information about you and KARMA MOTIF.



DTX

DRUMS



DTX400K

WELCOME TO THE TRIBE!

NEW DTX400K ELECTRONIC DRUM KIT

Professional Yamaha DTX hardware- and sound-quality at a minimal size ratio! ••• 10 advanced training functions ••• 10 drum kits including milestone sounds from the Yamaha history of drumming (overwritable presets) ••• tone generator featuring 169 drum voices and 128 keyboard-voices ••• USB-to-host, 9 trigger inputs, aux in for playalongs ••• 9 reverb types ••• including kick unit •••



iPhone APPS
available on the app store



FREE DTX400 DRUM LESSONS
guide your drumming skills

SONG BEATS APP
shows how to play drum parts of songs

SOFTWARE BUNDLE FOR YAMAHA DTX DRUMS

YAMAHA DRUMS OF THE DTX500, DTX700 & DTX900 SERIES
ARE INCLUDED IN THE OFFER FOR THE NEXT FOUR MONTHS



Purchase a new Yamaha DTX drum kit from the 500, 700, or 900 series between 1st September and 31st December 2012 within Europe, and receive a free superb collection of acoustic drum sounds from the renowned software BFD eco. All you need to do is to register via e-mail as the owner of a new Yamaha electronic drum kit.

BFD is a specialist on acoustic drum sounds, a virtual instrument from the British software company FXpansion. Its strengths lie in the detailed multi-channel samples, which can be played very dynamically and articulately, and in the drums-optimised post-production and mixing functions. BFD eco is designed as the little brother of the big drum workstation BFD2 and provides a choice of its great sounds and possibilities - either as a stand-alone software or as a VST, AU or RTAS plug-in. BFD eco reacts to any MIDI events, you can play it directly with your DTX drum kit, thus widening the

already large range of sounds. Or record your performance on the drum kit using a DAW software such as Cubase, and route the track to the BFD plug-in for the rest of your session.



BFD eco can be expanded using separately sold BFD2-compatible expansion libraries. That's a guarantee to find just the right drum sounds for everyone!

Best of all, for a limited time, new owners of Yamaha DTX drums from the DTX900, DTX700, and DTX500 series are entitled to a fully functional version of FXpansion's BFD eco to download & install free of charge.



Register as an owner by sending an e-mail to our co-operation partner Easy Sounds.

- If you purchase one of the following Yamaha DTX drum kits between Sept 1st and Dec 31st: DTX560k, DTX540k, DTX530k, DTX520k, DTX500k, DTX750k, DTX700k, DTX950k, DTX900k

- Register yourself as the owner of your DTX kit, by sending an e-mail with the subject "DTX registration for BFD eco" to

DTXnews@easysounds.de

It is necessary to give the following details: your full name, your country, the model number of your DTX drum kit as well as the serial number of your drum trigger module

- After successful registration you will receive an e-mail with a license serial number for FXpansion BFD eco as well as instructions on how and where to download the installation software
- The promotion period will start on 1st September 2012 and ends on 31st December 2012 and is only available for Europe



YAMAHA DTX500

TIPS & BASICS PART 1

HOW TO PROGRAM YOUR OWN DRUM KITS



The DTX500 module does not just sound like a real drum kit, it also has many great features and functionalities. But before I start explaining some functions in this Basic Workshop, I want to point out a great promotion.

That is the BFD eco promotion. Purchase a new Yamaha DTX drum kit from the 500, 700, or 900 series between 1st September and 30th November 2012 within Europe, and receive a free superb collection of acoustic drum sounds from the renowned software BFD eco. All you need to do is to register via e-mail as the owner of a new Yamaha electronic drum kit. I'll explain how to use BFD eco with the DTX500 in a special DTX500 & BFD eco workshop in the next issue of the Production Guide.

http://europe.yamaha.com/en/news_events/musical-instruments/software_bundle_for_yamaha_dtx_drums/

But now for the workshop...

EDITING DRUM KITS

The DTX500 features 449 high-class sounds and 50 Preset Drum Kits of different musical styles. When you turn on the device, the Drum Kit button is already lit and the first Drum Kit „Oak Custom“ is indicated in the display.



If you turn the large dial clockwise, you can select a different Drum Kit. With the DTX500 you can program 20 custom Drum Kits, also called „User Kits“. First, use the dial to select the Drum Kit number 51. Now the arrow keys or cursor keys come into use. Press the cursor „to the right“ button, and you're in Edit mode.



It is important to strike the Pad you want to edit first. So first hit the snare, it will then be directly shown on the display.



Then press the right cursor button twice and you can choose a new snare using the dial (the number flashes). If you now play the snare Pad, you will directly hear the new sound you have just selected. Left of the number an „S” indicates that you have selected a snare drum sound.

ALL SOUNDS ARE ORGANIZED INTO CATEGORIES.

K = Kicks

S = Snare

T = Toms

C = Cymbals

H = HiHat

P = Percussion (cow bell & co)

E = Electronic (several electronic sounds)

Of course you can assign a completely different sound to the snare Pad. To do this, use the cursor buttons to highlight the letter and simply select a different category with the dial. This way, you can assign new sounds to all Pads.

FURTHER SOUND SETTINGS

Of course it does not end here. The DTX500 has much more possibilities to tweak the sound. If you use the cursor buttons to go further to the right, you will get into some other menus. For each individual Pad you can adjust the volume



tuning



or its panorama stereo position (left / right).



STORING

Now, if you like the Drum Kit you've programmed, you should save your work. Press the „Save/Enter“ button and the DTX500 module will be asking you what Kit number you want to store your Drum Kit to. Choose, for example, number 51. Press the right cursor button and you are able to enter a new name for the Drum Kit.



By default it's the name „User Kit“, but you can change each letter by using the dial. Confirm by pressing the „Save/Enter“ button. The module asks if you are sure, so press the „Save/Enter“ button again.

You now have programmed a new Drum Kit. It's really simple and it's worth to try new kits.



So: Have fun!

Yours Ralf Mersch

MUSIC PRODUCTION GUIDES
COMPLETE ARCHIVE ONLINE

On the last page of the Music Production Guide a link can be found to download a zip-file containing all previous editions (in the Box „Music Production Guide History“).

In addition, we now offer all readers the opportunity to access all previous issues online. So the Guides archive is available from everywhere you've got connection to the internet.

After entering the access data, simply click on the relevant issue in order to open it for reading.

The link to the German editions:

http://easysounds.macbay.de/MusicProductionGuides_DE

The link to the English editions:

http://easysounds.macbay.de/MusicProductionGuides_EN

Login:

Name: musicpro

Password: guide

Name	Last modified	Size	Description
Parent Directory		-	
MOTIFNewsGuide_2009_12_EN.pdf	26-May-2011 09:08	2.6M	
MOTIFNewsGuide_2010_01_EN.pdf	26-May-2011 09:09	3.8M	
MOTIFNewsGuide_2010_02_EN.pdf	26-May-2011 09:10	3.1M	
MOTIFNewsGuide_2010_03_EN.pdf	26-May-2011 09:09	2.9M	
MOTIFNewsGuide_2010_04_EN.pdf	26-May-2011 09:08	3.7M	
MOTIFNewsGuide_2010_05_EN.pdf	26-May-2011 09:16	3.7M	
MOTIFNewsGuide_2010_06_EN.pdf	26-May-2011 09:10	3.4M	
MOTIFNewsGuide_2010_07_EN.pdf	26-May-2011 09:09	2.6M	
MOTIFNewsGuide_2010_08_EN.pdf	26-May-2011 09:09	3.2M	
MusicProductionGuide_2010_09_EN.pdf	26-May-2011 09:08	3.4M	
MusicProductionGuide_2010_10_EN.pdf	26-May-2011 09:09	3.7M	
MusicProductionGuide_2010_11_EN.pdf	26-May-2011 09:09	3.6M	
MusicProductionGuide_2010_12_EN.pdf	26-May-2011 09:09	4.0M	
MusicProductionGuide_2011_01_EN.pdf	26-May-2011 09:08	3.8M	
MusicProductionGuide_2011_02_EN.pdf	26-May-2011 09:10	3.4M	
MusicProductionGuide_2011_03_EN.pdf	26-May-2011 09:16	3.1M	
MusicProductionGuide_2011_04_EN.pdf	26-May-2011 09:08	4.6M	

NEW YAMAHA GOODIE: MOX „SOUND & GROOVE KIT“



The free MOX „Sound & Groove Kit“ is available for all registered users of the MOX.

This soundsset includes an „Electronic & Dance“ soundlibrary featuring 128 Voices - a selection of the best synth-sounds from the EASY SOUNDS soundlibraries for the MOTIF series.

In addition, the package includes a WAV loop pool with drums, synths, vocals, sound effects and atmospheres for Cubase AI and other DAWs.

Registration for this goodie is done by writing an informal e-mail with the keyword „MOX“ to this e-mail address:

motifnews@easysounds.de

EASY SOUNDS SOUNDSETS FOR MOX

The popular MOTIF soundlibrary from EASY SOUNDS will be available shortly in the MOX format.

The following products are in preparation:

- Yamaha MOX „Xtasy“
- Yamaha MOX „Synth Xtreme“
- Yamaha MOX „Magical Pads“
- Yamaha MOX „Stage & Studio“
- Yamaha MOX „Phat Analog“
- Yamaha MOX „Organ Session“
- Yamaha MOX „Hypnotic Stepz“
- Yamaha MOX „Chill Xperience“
- Yamaha MOX „Mystic Spheres“
- Yamaha MOX „Dance Xpanded“

YAMAHA CP 1 ARTIST PERFORMANCES

A free soundset available in excellent quality is available for every CP1 user

A total of 64 Performances were programmed by renowned sound designers Johannes Waehnelde and Peter Jung on behalf of Yamaha Music Europe.

The soundset can be requested by sending an e-mail to

motifnews@easysounds.de

containing the keyword „CP1 Artist“.

You will receive an e-mail from EASY SOUNDS containing a link where the file can be downloaded.

In addition you are automatically registered for the free subscription of the Music Production Guide.



MOTIF XF FLASH MEMORY CONTENT



Yamaha is working with third party software vendors to offer an extensive amount of free and optional Flash Memory content for registered MOTIF XF users.

The flash memory content package „Inspiration In A Flash“ make a perfect first stock for a sample-library of up to 2 GB for the non-volatile Flash Memory of the MOTIF XF. This content package contains three new User Voice Banks, 353 User Waveforms, 458 MB of Samples and 12 User Drum Kits. It focusses on the sound categories piano, organ, brass & reeds, pads, synths, oriental instruments and drums.

These Voice Banks can be individually loaded into the volatile SDRAM of the MOTIF XF, if no Flash Memory Module is installed.

The „Symphonic Orchestra Library“ features 128 User Voices, 34 User Waveforms and 336 MB Samples (979 Keybanks).

The orchestra library produced by Prof. Dr. Peter Jung (Duisburg-Essen, Germany) is based on recordings that were created over the past five years with the participation of two well-known Central European symphony orchestras.

The recorded sounds are very lively and authentic. Some feature delicate impressions of „disturbances“ that are typical for strings, such as the sound of slightly hitting the instrument body with the bow. All recordings were digitally processed on PCs, collaborating with well-known sound designers.

In addition to the orchestra sounds the Voice bank also contains sounds of categories like Electric Organ, Pipe Organ, Acoustic Piano, and Electric Piano.

To be able to load the complete All-file a Flash Expansion Memory Module (512 MB or 1 GB) is required. Single Voices can also be loaded into the SDRAM memory of the MOTIF XF (volatile sample memory).

This free content for the MOTIF XF can be requested by sending an e-mail containing the keywords „MOTIF XF Inspiration & Symphonic“ to:

motifnews@easysounds.de

The MOTIF XF user will receive an e-mail from EASY SOUNDS with a password and a link where the file can be downloaded. In addition you are automatically registered for the free Music Production Guide.

MOTIF XS: EUROPEAN LOYALTY PROGRAM AND ORIENTAL SOUNDSET

The „European Loyalty Program“ offers MOTIF XS users free additional but nonetheless high-class content.

It is mainly a premium Voice and sample library produced by EASY SOUNDS in collaboration with Yamaha Music Europe which contains the following:

- The 3-layers Yamaha S700 stereo piano (32 MB compressed)
- „Sweet Voices“ and new choir and scatvoices from the Yamaha Tyros
- Best-of compilations of optional soundsets from EASY SOUNDS
- A WAV pool containing 200 WAV files with 93 MB in total

The MOTIF XS soundset „Oriental Instruments & Percussion“ was produced by turkish musicians and contains the following:

- 36 Performances
- 128 Voices
- 9 User Drum Voices
- 113 User Waveforms / 84 MB Samples of oriental instruments
- 6 Turkish Authentic Micro Tunings

„Oriental Instruments“ is developed for the use in both traditional and modern turkish music and is based on authentic samples of oriental musical instruments. Nonetheless these special oriental instruments can be used in music styles like pop, world, chill out, ambient and whatever you can imagine.

To register for the Loyalty program and the Oriental Soundset simply write an e-mail with the keyword „MOTIF XS Goodies“ to:

motifnews@easysounds.de

As soon as the registration process is complete the MOTIF XS user will receive an e-mail from EASY SOUNDS with a password and a link where the file can be downloaded. In addition you are automatically registered for the free Music Production Guide.

S90 XS / S70 XS: SOUNDPACKAGE

A free „Soundpackage“ with additional high-class content is available for S90 XS / S70 XS users.

This Soundpackage is produced by EASY SOUNDS under contract to Yamaha Music Europe and contains the following:

- Soundset „Pop & Dance“ - 128 professional Voices from the EASY SOUNDS library
- Soundset „Vocoder Dreamz“ containing 40 Vocoder-Voices
- The WAV pool contains 200 WAV files with a total size of 93 MB

This free soundpackage can be requested by sending an e-mail containing the keyword „S90 XS / S70 XS Soundpackage“ to:

motifnews@easysounds.de

You will receive an e-mail from EASY SOUNDS with a password and a link where the file can be downloaded. In addition you are automatically registered for the free Music Production Guide.

MOTIF-RACK XS: SOUND & INFOPACKAGE

MOTIF-RACK XS users can obtain the free „Sound & Infopackage“ that's produced by EASY SOUNDS under contract to Yamaha Music Europe.

The software package contains a Soundset (128 Voices), a WAV pool with 200 loops and audio-phrases, a demo song, and a comprehensive guide plus tips & tricks.

This free soundpackage can be requested by sending an e-mail containing the keyword „MOTIF-RACK XS Sound & Infopackage“ to:

motifnews@easysounds.de

You will receive an e-mail from EASY SOUNDS with a password and a link where the file can be downloaded. In addition you are automatically registered for the free Music Production Guide.

S90 ES, MOTIF-RACK ES, MO6/MO8: SOUND & INFOPACKAGE

Users of the MO6 / MO8, S90 ES, and MOTIF-RACK ES can obtain a free Sound & Infopackage that's produced by EASY SOUNDS under contract to Yamaha Music Europe.

This includes the soundset „Pop Xpanded“ with 192 professional live- and arpeggio-sounds. Furthermore a comprehensive documentation and other useful files are included.

This free soundpackage can be requested by sending an e-mail containing the keyword „Pop Xpanded“ to:

motifnews@easysounds.de

You will receive an e-mail from EASY SOUNDS with a password and a link where the file can be downloaded. In addition you are automatically registered for the free Music Production Guide.

TENORI-ON: EUROPEAN VOICE & SAMPLEBANK

Yamaha Music Europe and EASY SOUNDS provide their free soundlibrary „European Voice & Samplebank“ to all Tenori-On users.

The downloadable file (48 MB) contains the following:

- 18 Tenori-On User Voices (Samplings)
- 4 Tenori-On Demos (AllBlock-Files)
- 268 Samples in WAV-Format (19 MB)
- Comprehensive PDF documentation

This free sound library can be requested by sending an e-mail containing the keyword „Tenori-On European“ to:

motifnews@easysounds.de

You will receive an e-mail from EASY SOUNDS with a password and a link where the file can be downloaded. In addition you are automatically registered for the free Music Production Guide.

FREE DRUM KITS FOR DTX900 & DTXTREMEIII

Yamaha offers free content for DTX900K, DTX950K, and DTXTREMEIII.

There are five content packages available for downloading:

- Extra Content 1 - Jazz Kit (4 Drum Kits)
- Extra Content 2 - Rock Kit (13 Drum Kits)
- Extra Content 3 - Electronic Kit (15 Drum Kits)
- Extra Content 4 - Vintage Kit (6 Drum Kits)
- Extra Content 5 - Oak Kit (6 Drum Kits)

Altogether there are 44 Drum Kits (containing 150 MB samples) available.

For more information and the download links visit:

<http://dtxdrums.yamaha.com>

Go to the Downloads / Driver and Software section.

OCEAN WAY DRUMS DTXPANSION KIT

These three Drum Kits have been produced by Yamaha's sound designer Dave Polich and are based on the sample library from Ocean Way (Sonic Reality).

The Drum Kits feature a very complex programming containing multiple velocity layers. You can download the file at:

<http://www.dtxperience.com/dtxpansion.php>

FREE DRUM KITS FOR THE DTX-MULTI 12

Yamaha provides 25 high quality Drum Kits (75 MB) for the DTX-MULTI 12 for free download.

It is the same content that has been available for some time now for DTX900K, DTX950K, and DTXTREMEIII.

Here's an overview of the available Kits, which are divided into two files:

File 1 = Acoustic Kits

- Jazz Maple (5 variations)
- Oak X Single (5 variations)
- Vintage (5 variations)
- Rock Single (5 variations)

File 2 = Electronic Kits

- ClasscDance
- Classic RX
- Drum'n'Bass
- HipHop90bpm
- House 128bpm

More information and download links can be found here:

<http://download.yamaha.com>

First select your country and then enter DTX-MULTI12 into the search form.

DTX-MULTI 12 SOUNDSET: „ORIENTAL PERCUSSION“

The DTX Electronic Percussion Pad MULTI-12 uses many of the high-end features and sounds from the DTX and MOTIF series and provides an optimum tool for live drumming, productions or rehearsals.

With over 1,200 high-class sounds - including newly-developed drum, percussion and keyboard sounds - the DTX-12 MULTI enriches any musical situation. Up to 200 User Sets can be programmed and added with effects to get ready for every conceivable musical style with the best sounds around. In addition, the large 64MB Flash-ROM Wave-Memory can be filled with additional samples which then can be assigned to the Pads.

Now the brand new soundset „Oriental Percussion“ for the DTX-MULTI 12 is available for registered users. It is provided by EASY SOUNDS on behalf of Yamaha Music Europe - free of charge.

The download package includes the following:

- 50 Patterns
- 24 Kits
- 132 User Waves (18 MB Samples)

The soundset has been designed primarily for traditional and modern Turkish music. It's based on authentic samples of oriental percussion instruments.

The oriental instruments are however well suited for use in other music styles such as Pop, World, Chill Out, Ambient, etc.

„Oriental Percussion“ was programmed by the Turkish musician and producer Mert Topel.

Since 1990 Mert Topel is working as a musician with nationally and internationally known pop and rock stars such as Tarkan (1993-2008) and many others. Mert recorded several albums as a producer of jazz, fusion, rock bands, and singers like Kirac, Mor ve Otesi, Gülden Goksen, Grizu etc. He also has his own jazz-rock band „Fenomen“, which published its first album in 2006 - with very good response from jazz lovers. Right now his band is working on a second album. Another project is a collaboration with Alper Maral in the production of an electro-acoustic-oriented album called „The Voltage Control Project“, which appears in 2010.

The DTX-12 MULTI Patterns produced by Mert Topel should inspire the musician in the first place and serve as basis for his own music productions.

This free soundset can be requested by sending an e-mail containing the keyword „DTX-M12 Oriental“ to:

motifnews@easysounds.de

The user will receive an e-mail from EASY SOUNDS with a password and a link where the file can be downloaded. In addition you are automatically registered for the free Music Production Guide.

FREE TUTORIAL DVD FOR MOTIF XS / XF USERS



The free tutorial DVD „The World of MOTIF XS“ (English language) is available for all registered european MOTIF XS and MOTIF XF users.

The DVD procures comprehensive instructions on how to use a MOTIF XS in a music production environment. The running time of over 3 hours covers deep insights in topics like interactive Arpeggios, live performances, sampling, recording sessions, Cubase AI and much more.

Although the instructions refer to the MOTIF XS, this DVD is of interest for MOTIF XF users, because the XS' operation is substantially the same concept.

To request this DVD simply write an e-mail to:

musicproduction@yamaha.de

Please give your name, address, serial number of your MOTIF XS or MOTIF XF, and the keyword „The World of MOTIF XS“ - even if you already are a registered MOTIF XS user.

Important note: This DVD can not be shipped outside Europe!

CUBASE AI TUTORIAL VIDEOS FOR REGISTERED USERS

Thanks to the cooperation between Yamaha and Steinberg most of the recent instruments and mixing desks from the Yamaha Music Production range have the DAW software Cubase AI included – for those who do not own a DAW software yet this is one good reason more to buy from Yamaha. Even more Cubase AI is a music production tool with functions which were exclusive for high-end studios not very long time ago.

Even better: European customers buying a Yamaha Music Production instrument with included Cubase AI software are qualified to request a free English language tutorial CD from ASK Video containing 23 videos on how to use Cubase AI4.

The CD is English language only and only available as long stocks last. So better be quick – request your CD by sending an e-mail containing the serial number of your Yamaha instrument and your name and address to:

musicproduction@yamaha.de

MOTIF XS users can order this CD in combination with the tutorial DVD „The World of MOTIF XS“.

Important note: This CD-ROM can not be shipped outside Europe!



OPTIONAL SOUND SETS FOR MOTIF-SERIES / S-SERIES / MO



„XTASYN“

Up-to-date synth and drum sounds for dance, trance, pop, and electronic. Phat leads & synthcomps, pads, FX. Special attack Waveforms for punchy sounds



„HYPNOTIC STEPZ“

For users having a penchant for step-sequencers and analogue synth sounds. Synth sounds, drums and sequences are impressively combined



„FM XPANDED – VOL. 1: ELECTRIC PIANO & CLAVINET“

Sample-based FM sounds with very high dynamic and authenticity, which are heavily based on classic DX7 sounds, but also offer new and innovative creations



„MAGICAL PADS“

Provides warm, analogue pad sounds with huge atmosphere. Refined with sweeps, swells, synthbrasses, atmo-sounds, and musical sound effects



„PHAT ANALOG“

Synthleads, pads & more! Timeless Voice and sample library with a Minimoog emulation (Leadsynths) and JP-8 sounds. The ultimate analogue extension!



„MYSTIC SPHERES“

The ultimate Ambient + Electronic set. It contains atmospheres, pads, sound effects, spacy synth leads, trance sounds, vocal pads, and analogue vintage sounds



„CHILL XPERIENCE“

Soundset for Chill Out, Lounge, Ambient, New Age, Electronic, and related genres. These sounds offer a high level of musical inspiration



„VOCODER DREAMZ“

Combines vocoder Voices, vocal phrase kits, and drum loop kits. The vocal phrases and drum loops are controlled by User Arpeggios. Its speciality is the vocoder choirs



„DRUM PERFORMER“

Lavishly produced 'Real Drums' for extremely realistic sound; dry, fat and punchy. Extreme range of sounds achieved by different recording techniques



„ORGAN SESSION“

This set is an impressive emulation of the legendary Hammond B3. Smacky organ sounds with concise key click and controllable percussion. Perfect for Rock, Pop and Jazz



„STAGE & STUDIO“

The ultimate top 40 and live set! Contains the most important standard instruments and synth sounds for live musicians. Outstanding performance and power



„DANCE XPANDED“

Sounds for Dance, Trance, Electronic, Chill Out, Pop. The Voices include atmospheres, pads, leads, synth basses, chord synths, gated pads, and arpsounds



„SYNTH XTREME“

Offers a vast range of fat, analogue synth sounds of the highest quality. Suitable for Trance, Electronic, Techno, and many other genres of trendy pop music

GENERAL INFORMATION:

The above sound sets are available for the following devices:

- MOTIF XF, MOTIF XS, MOTIF ES, MOTIF-RACK XS, MOTIF-RACK ES, S90 XS, S70 XS, S90 ES, MO6, MO8
- The sound sets 'FM Xpanded', Drum Performer and 'Vocoder Dreamz' are available exclusively for MOTIF XS and MOTIF XF

Each sound set contains 128 Voices. Depending on the device, additional content such as Performances, Samples, User Arpeggios, and WAV Loops are included. Further details can be found on www.easysounds.de

Price per soundset= 35,- EUR

The soundsets are available from:

EASY SOUNDS – Peter Krischker

vertrieb@easysounds.de

<http://www.easysounds.de>

IMPRINT & FURTHER LINKS

IMPORTANT WEBSITES
FOR MOTIF USERS

Official international Yamaha website for synthesizers
including a comprehensive download section

<http://www.yamahasyth.com/>

Official website of Yamaha Music Europe GmbH

<http://www.yamaha-europe.com>

American MOTIF support website including message
board + KEYFAX webshop + „XSpand Your World“
downloads

<http://www.motifator.com/>

EASY SOUNDS website + webshop sounds and
USB sticks for Yamaha synths

<http://www.easysounds.de>

John Melas MOTIF Site

Editor softwares for the MOTIF series

<http://www.jmelas.gr/motif/>

MUSIC PRODUCTION GUIDE
HISTORY

You can download all English editions already pub-
lished as one single ZIP file using this link to the EASY
SOUNDS website:

http://www.easysounds.eu/NewsGuides_E.zip

YAMAHA
MUSIC PRODUCTION GUIDE

The official News Guide about the Yamaha Music Produc-
tion product series and Computer Music Instruments

Published by

EASY SOUNDS

Peter Krischker

Am Langberg 97 A

D-21033 Hamburg

Telephone: +49 40 - 738 62 23

in cooperation with

Yamaha Music Europe GmbH

Siemensstraße 43

D-25462 Rellingen


Telephone: +49 41 01 - 30 30

e-mail: motifnews@easysounds.de

The free Music Production Guide contains news,
tips & tricks, software offers, and interviews on and
around Yamaha synthesizers of the MOTIF series,
S series, MO series, MM series, Tenori-On, and articles
about recording, software, and Computer Music Instru-
ments.

You can subscribe or unsubscribe to the free Music Produc-
tion Guide by sending an informal e-mail to:

motifnews@easysounds.de



YAMAHA