CIRCUIT BREAKERS - SERIES 14 & 15

Features:
- Miniature size panel mount or dash mount. Snap mount also available upon request.
- Wide range of common amperages 3A-40A suitable for both AC & DC voltages.
- Custom versions with alternative termination, mounting, button and reset options are also available.

3/8"-27 Bushing 1/4" QC Straight Terminal (TIII) Part Number	3/8"-27 Bushing # Screw - Bent 90° Terminal (TIII) Part Number	7/16"-28 Bushing 1/4" QC Straight Terminal (TIII) Part Number	Ampere Rating
1480-103-030	1480-123-030	1400-103-030	3A
1480-103-040	1480-123-040	1400-103-040	4A
1480-103-050	1480-123-050	1400-103-050	5A
1480-103-060	1480-123-060	1400-103-060	6A
1480-103-070	1480-123-070	1400-103-070	7A
1480-103-080	1480-123-080	1400-103-080	8A
1480-103-100	1480-123-100	1400-103-100	10A
1480-103-120	1480-123-120	1400-103-120	12A
1480-103-150	1480-123-150	1400-103-150	15A
1480-103-160	1480-123-160	1400-103-160	16A
1480-103-200	1480-123-200	1400-103-200	20A
1580-101-250	1580-131-250	1500-101-250	25A
1580-101-300	1580-131-300	1500-101-300	30A
1580-101-350	1580-131-350	1500-101-350	35A
1580-101-400	1580-131-400	1500-101-400	40A

1/4" Quick Connect Straight Terminal



#6-32 & #8-32 Screw Bent 90° Terminal



Weatherproof Boot Options*

Part Number	Description
1680-318-1	3/8"-27 Clear
1680-330-1	3/8"-27 Black
1600-382-1	7/16"-28 Clear
1600-382-2	7/16"-28 Black

Clear Magnified



Black



Rear



Front



Voltage: 250VAC / 50VDC.
I.R.: 1kA at 250VAC / 50VDC.
Reset Mechanism: Type III, Manual Reset.
Button: White button with black ampere rating stamp.
Mounting: Panel mount - includes Pal nut & Knurl nut.
Terminals (Quick Connect): 3A-40A (6.3mm).
Terminals (Screw): 3A-20A (#6-32), 25A-40A (#8- 32). Screw terminals include screws & lock washers.
Features: Ignition Protected UL 1500.
Optional: Ampere ratings (500mA-2.5A & 45A-70A).
Pack Size: Stock lines 1pc, Indent items 50pcs.
Approvals: RoHS
(3A & 4A at 250VAC / 50VDC)
(5A to 20A at 250VAC / 50VDC)
(25A to 40A at 250VAC / 50VDC)

Hardware Options


Knurl Nut Sml Aluminum


Knurl Nut Lrg Black Nylon


Name Plate Aluminum


Pal Nut Aluminum

Create Your Own Panels:
(refer pages 3 & 4)



Switch & Breaker Panel



Circuit Breaker Panel

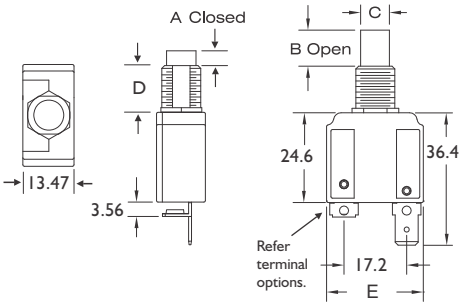

Dimensions in MM

Bushing	A	B	C	D
3/8"-27	0.76	6.10	6.10	10.3
7/16"-28	4.07	8.64	7.63	12.8

Breaker Series	'E' Dimension
1400 & 1480	26.7mm
1500 & 1580	29.2mm

Quick Connect Straight Terminal





Two 0.250 x 0.032" quick connect straight terminals.

3/8" Threaded Bushing

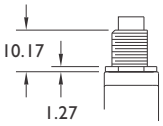

Panel Cutout
3/8"-27 Bushing

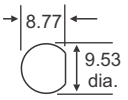

3/8"-27

Reset Button W/Amp Stamp

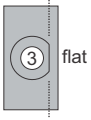

7/16" Threaded Bushing

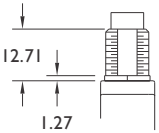

Panel Cutout
7/16"-28 Bushing

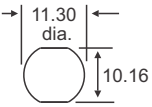

7/16"-28

Reset Button W/Amp Stamp

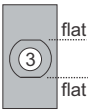

Screw Terminal Bent 90°



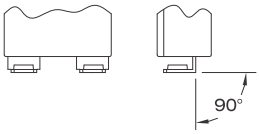



Two threaded #6-32 screw terminals bent at 90°.

Reset Button W/Amp Stamp

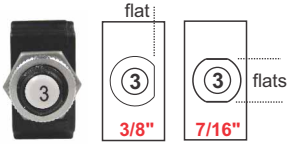

Hardware

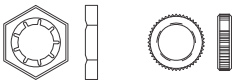

Palnut Knurlnut

CIRCUIT BREAKER / SWITCH PANELS

PROLEC

NEW

These 4, 6 or 8 way panels enable you to build your own customised circuit breaker / switch panel. Simply order the panel that suits your requirements, then order the switches and circuit breakers (sold separately). Switches are available with different electrical configurations and the switch actuators come in a wide variety of symbols & labelling. Our manual reset circuit breakers are available in ratings from 3A to 20A. Once the switches and breakers are fitted into the panel, connect your cables to them using standard 1/4" quick connect terminals.



PROPNL14V4WSB

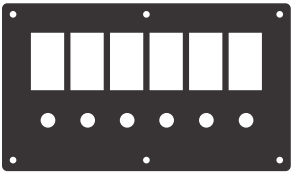

PROPNL14V6WSB



PROPNL14V8WSB

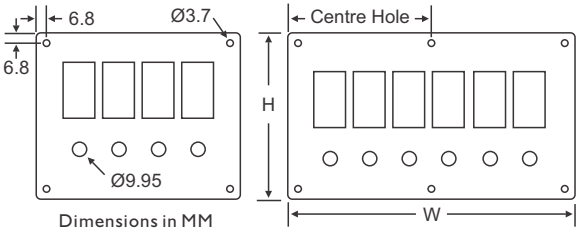

Dimensions in MM

Number of Positions	Dimensions (W x H)	Centre Hole
4 Way	135 x 110mm	-
6 Way	190 x 110mm	95mm
8 Way	240 x 110mm	120mm

Part Number	Description
PROPNL14V4WSB	4 Way Blank Panel
PROPNL14V6WSB	6 Way Blank Panel
PROPNL14V8WSB	8 Way Blank Panel

Panel Material: Aluminum
Panel Thickness: 2.3mm
Hardware: Includes screws.
Note: Switches & circuit breakers are not included with the panel.

RELATED PRODUCTS:



Rocker Switches
Snap Mount

How to order to complete your custom DIY switch breaker panel:

Step One: Choose a 4, 6 or 8 way blank panel. (As above)
Step Two: Choose the rocker switch units / bases.
Step Three: Choose the rocker switch actuators / covers.
Step Four: Choose the panel mount circuit breaker for each position.
Step Five: If required choose protective boots for the circuit breakers.
Step Six: Order a wiring kit or create your own wiring harness.

Sample Loaded 8 Way Panel (Non Wired).

Carling Contura V Series II Switches →

Mechanical Products Series 14 Circuit Breakers (Manual reset) →



Loaded Front View
8 Way Switch & Circuit Breaker Panel



Loaded Rear View
8 Way Switch & Breaker Panel

Push To Reset Circuit Breaker Panel

NEW

Prolec now offers a new economy range of standard black powder coated panels that suit the Series 14, 15 and 16 panel mount manual reset circuit breakers. These panels can be mounted either vertically or horizontally. Adhesive stickers can be added to the panel or it can be custom screen printed or a full colour branded label can be fitted over the entire panel. Contact sales for further information. Circuit Breaker options see page 52.



Part Number	Description
PROPNL14S12WB	12 Position Blank Panel (185mm x 110mm) Circuit Breakers NOT included with panel.

RELATED PRODUCTS:



Push Button Circuit Breakers
Panel Mount