ACS SYSTEM from p. 4 to p. 17
PLOT BASIC pag. 4
ACS PLOTTER VP500 and accessories pag. 6
JET ID BASIC pag. 10
JET ID pag. 12
INSERT ID pag. 14
MATRIX SOFTWARE pag. 16

TAGS from p. 18 to p. 39
ACS Wire marker for Cables and Wires pag. 18
ACS for Terminal blocks pag. 20
ACS for Contactors-Connectors-Switches pag. 22
ACS for Tracks-Tag holders-CarriersCaC pag. 23
ACS for EASY CANAL pag. 24
ICS for Wire markers pag. 26
ICS for ICS AFTER tags pag. 28
ICS for ICS – AFTER wire markers pag. 29
ICS for ICS wire markers pag. 30
TAGS for B+R System pag. 31
TAGS for Push buttons pag. 32
TRACK and CARRIERS CARREIR for Tags pag. 33
TAG HOLDERS for push buttons pag. 34
TRACK for tag holders pag. 35
Panel ID TAG pag. 36
ACS ADHESIVE TAGS pag. 37
Rating Plates ID pag. 38

BMP™21 from p. 40 to p. 43
BMP21 Handheld Printer pag. 40

BMP™71 from p. 44 to p. 53
BMP™71 Handheld Printer pag. 44

CONSUMABLES FOR TLS 2200 from p. 54 to p. 57
Self-laminating Wire Marker Labels pag. 55
RIGID INSERTS and sleeve pag. 56
Permasleeve Heat Shrink Sleeves pag. 57
LABELS for terminal block marking pag. 60
Non-adhesive CONTINUOUS ROLLS pag. 61
Non-Adhesive "Rapido" WIRE MARKER tags pag. 62
EPREP Series ENGRAVED TAGS pag. 63
IDENTIFICATION Components
LABELLING for Rating Plates pag. 64
Vinyl CONTINUOUS ROLLS
CUSTOMISED LABELS upon Customer specification pag. 65

BBP11 from p. 66 to p. 67
THERMAL TRANSFER PRINTER BBP11 pag. 66

BP Precision from p. 68 to p. 85
BP PRECISION 300 PLUS PRINTER pag. 68
Self-laminating WIRE MARKER LABELS pag. 70
RIGID INSERTS and PERMASLEEVE heat shrink sleeves pag. 71
Heatex Sleeves pag. 72
Diesel Resistant Sleeves pag. 80
Heatex series in rolls pag. 81
ENGRAVED TAGS for rating plates and tags pag. 82
ELECTRICAL COMPONENT IDENTIFICATION AND RATING PLATES
Nylon Yellow Label
Polyester Rating Plates Label pag. 84

SOFTWARE from p. 86 to p. 87
LABELMARK Professional SOFTWARE pag. 86

MANUAL MARKING from p. 88 to p. 107
ADEMARK WIRE MARKING pag. 88
ADEMARK CARRIERS pag. 90
Halogen Free ADEMARK CARRIERS pag. 92
CLIP-LOCK CARRIERS ADHESIVE CARRIERS pag. 94
CLIP CARRIERS CARRIERS FOR CABLE TIES pag. 95
Clip TAGS - Track - sleeves for Strips
CATENA RINGS TOOL CHAIN BOX pag. 96
RINGS INDEX SPRING RINGS - "Z" type Yellow Wire Markers pag. 98
Open Wire Marking RINGS - MOD3 pag. 100
ADEMARK Side Entry WIRE MARKERS pag. 102
UNIMARK WIRE MARKERS pag. 104
CINGO SLEEVES - NEOPRENE SLEEVES pag. 105
ID Tags - MI 100 - Tags for cable ties pag. 106
CINGO ROLL WIRE MARKING pag. 107

ADHESIVE LABELS from p. 108 to p. 131
CINGO COMPUTERS MARKERS
Wire markers for Dot Matrix Printers pag. 108
CINGO LASER COMPUTERS
Wire markers for Laser Printers pag. 109
Polyester labels for marking pag. 110
CLOTH ADHESIVE LABELS
For Dot Matrix Printers and Plotters pag. 112
For Laser Printers pag. 113
SELF-ADHESIVE LABELS
Writeable Label Sets - Wire Marker Cards pag. 114
SAFETY LABELS pag. 117
Roll of labels pag. 118
Sheet of labels pag. 119
Single labels pag. 125
Aluminium signs for electrical systems pag. 126
Complete cabin kit pag. 127
Line 42 pag. 129

MINIMARK™ from p. 132 to p. 133
Printer for industrial labels pag. 132

LAMINAT from p. 134 to p. 135
For wire markers pag. 134
For valve identification pag. 135

LOCKOUT TAGOUT from p. 136 to p. 139
MINI CABLE LOCKOUT pag. 136
ELECTRICAL OUTLET LOCK pag. 137
SWITCH LOCK DEVICES pag. 137
LOCKOUT KIT FOR ELECTRICAL RISKS pag. 138
PADLOCKS WITH PLASTIC SHACKLE pag. 139

WIRING from p. 140 to p. 175
BRAIDED SLEEVES
Polyester - Nylon - Rilsan – Tisaflex pag. 140
PLASTIC CONDUIT AND FITTINGS CON C pag. 142
PVC HEAT SHRINK SLEEVES pag. 144
CPX55 Polyolefin Sleeve - Hot air blower pag. 145
CPA100 Polyolefin Sleeve pag. 146
CPX100 Polyolefin Sleeve - Mini Shrink Box pag. 147
HEAT SHRINK pag. 148
INSULATED SLEEVES pag. 152
SPIRAL WRAP RECORDS pag. 156
MULTI-FILAMENT STRING pag. 157
CABLE TIES
Nylon Cable Ties- Polyammide Cable Ties FS
Mounting head Cable Ties Identification Cable Ties pag. 158
MOUNTING BASES PLATES pag. 160
Tensioning tool for cable fastening - Cable clips pag. 161
Looping Clamps Screws pag. 162
FRAMING CHANNEL CLAMP pag. 163
Conik Terminal Blocks - Seals pag. 164
Grommets pag. 165
Terminals pag. 166
Crimpboss tool - Manual tool pag. 170
Automatic Stripmaster Wire Stripper tool - Special types pag. 172
TS Universal Wire Strippers - Simple tool pag. 173
Ideal Wire Strippers pag. 174
Ideal Wire Cutters – Tools for Coaxial Cable Stripping pag. 175

DIELECTRICS from p. 176 to p. 177
Stratified Base Paper Tapes for Winding pag. 176
Stratified Cloth Base - T.G. Tape – Engine Mounts pag. 177

TABLES from p. 178 to p. 187

ALPHANUMERIC INDEX from p. 188 to p. 203

BRADY MT
WHEN PERFORMANCE MATTERS MOST™

ACS ADEMARK COMPUTER SYSTEM

PLOT BASIC

Plot Basic is a flexible tool that allows you to mark tags for wires, terminal blocks, connectors, contactors, push buttons, rating plates and labels. The Plot Basic plotter can be used with a large number of ACS series tags. It has 6 tag printing bases and is therefore the ideal instrument for those who require limited marking volumes.



TECHNICAL DATA:

Plotter: **flat base**
Marking surface: **270 x 305 mm**
Supply:
by means of a separate power supply feeder
Input voltage: **100-240 V AC 50-60 Hz**
Output voltage: **24 V DC**
Drive: **stepper motor**
Interface: **USB 1.1**
Language: **HPGL-based**
Buffers: **16 MB**
Dimensions: **435 x 440 x 125 mm**
Weight: approx. **6 Kg**



PRIGP5

The PRIGP5 are plates used to print special format 5-strip tags that can be used for Plot Basic, VP500 and JET ID Basic

PLOTTER E ACCESSORIES

DESCRIPTION	CODE	PACK
Plot Basic complete with: Power supply Parallel cable Plate holder base	**SA20EK**	1 piece
Plotter bases for ACS 3-strip Tags Cables – codes: SA4230, SA4220, SA4223, SA4224	**SA20PC**	6 pieces
Plotter bases for ACS 4-strip Tags Cables-codes: SA4X10, SA4X12, SA4X15 Terminal blocks, Contactors, Push buttons, etc.	**SA20PM**	6 pieces
Plotter bases for ACS 3-strip Tags Cables – codes: SA4X18, SA4X23 ICS Wire Markers	**SA20IC**	6 pieces
0.25 Disposable Pen	**PENN025.A**	1 piece

CODICI PER ORDINARE

code SK20EK: plotter kit containing
SA20EK - SA20PC - SA20PM - PEN025.A - MATRIX

ACS ADEMARK COMPUTER SYSTEM

PLOT BASIC



CASEA4

A4 Plotter case
Plot Basic carrying case







BRADY MT WHEN PERFORMANCE MATTERS MOST™

ACS ADEMARK COMPUTER SYSTEM

A.C.S. PLOTTER VP500

ACS Plotter VP500 is a flexible tool that allows you to mark tags for wires, terminal blocks, connectors, contactors, push buttons, rating plates and labels.

Strong, renovated elegant design aluminium structure.

Increased number of printable tags.



TECHNICAL DATA:

Plotter: **flat base**
Marking surface: **440 x 305 mm**
N. pen holders: **4**
Supply:
by means of a separate power supply
Input voltage: **100-240 V C.A. 50-60 Hz**
Output voltage: **24 V C.C.**
Drive: **stepper motor**
PC Interface: **Parallel (Centronics) USB 1.1**
Language: **HPGL-based**
Buffers: **16 MB**
Dimensions: **660 x 440 x 125 mm**
Weight: **approx. 8 Kg**





PLOTTER AND ACCESSORIES:

DESCRIPTION	CODE	PACK
ACS plotter VP 500 complete with: Power supply Parallel cable Plate holder base	**SA40EK**	1 piece
Plotter bases for ACS 3-trees Cables – codes: SA4230, SA4220, SA4223, SA4224	**SAEKPC**	10 pieces
Plotter bases for ACS 3-trees Cables-codes: SA4X18, SA4X23 ICS Wire Markers	**SAEKIC**	10 pieces
Plotterb bases for ACS 4-trees Cables-codes: SA4X10, SA4X12, SA4X15 Terminal blocks, Contactors, Push buttons, etc.	**SAEKPM**	10 pieces
Plotter bbases for ACS 5-trees (code SA4463, SA1232, SA1228, SA4570)	**PRIGP5**	1 piece
Plotter Base for Rating Plates Type 1 & 2	**SAEKTQ**	1 piece
Plotter bases for Beckoff Tags (SA10x5)	**SA40BE**	1 piece
Plotter base for Entrelec 5000 and ADO Tags	**SA40EN**	1 piece
Base for Plotter VP500 and Plot Basic	**SK4070**	1 piece

ORDER CODE:

Code SK40EK: plotter kit containing
SA40EK
SAEKPC
SAEKPM
PEN035.A
MATRIX

BRADY MT
WHEN PERFORMANCE MATTERS MOST™

ACS ADEMARK COMPUTER SYSTEM

A.C.S. PLOTTER VP500

MATRIX

MATRIX SOFTWARE, PAGE 16



The large surface allows you to place 10 bases instead of 8 (640 SA4X12 tags instead of 512) with 25% more tags printed.

PRIGP5 **PRIGP3**



The PRIGP3 are bases used to print special format 5-strip tags that can be used for Plot Basic, VP500 and JET ID Basic
PRIGP3 is used for 3-strip tags.



The complete solution for panel identification.



PLOTTER E ACCESSORI

DESCRIPTION	CODE	PACK
0.25 Disposable Pen	**PEN025.A**	1 pezzo
0.35 Disposable Pen	**PEN035.A**	1 pezzo
0.25 Reusable pen with seal	**SAP025**	1 pezzo
0.35 Reusable pen with seal	**SAP035**	1 pezzo
0.25 Staedler Pen (OLD TYPE)	**SA4025**	1 pezzo
0.35 Staedler Pen (OLD TYPE)	**SA4090**	1 pezzo
0.50 Staedler Pen (OLD TYPE)	**SA4091**	1 pezzo
Black marker for labels	**SA4071**	1 pezzo
SAGN60 INK Cartridges – 5 pieces in box	**SACART.A**	1 pezzo
Ink SAGN60 Black 1 piece (BOTTLE 30 ml)	**SAGN60.A**	1 pezzo
Ink solvent	**SAGN6S.A**	1 pezzo
Cleaning Pump	**SA4160**	1 pezzo

BRADY MT
WHEN PERFORMANCE MATTERS MOST™

ACS ADEMARK COMPUTER SYSTEM

ENGRAVING KIT FOR PLOTTER VP500



ENGRAVING UNIT SPECIFICALLY DESIGNED TO BE ADAPTED TO PLOTTER VP-500

BENEFITS:

- A single machine for engraving and marking.
- A convenient, easy to use, flexible marking system for engraving industrial part ID tags.

The conversion from marking plotter to engraving plotter is extremely simple and fast: the spindle is mounted on the plotter arm in place of the pen unit.

The engraving unit is the ideal product for those entering into the computerised world of engraving.
Thanks to its features, this machine sells itself as an entry-level machine and is suitable for the engraving of plastics and light metals. It can replace your manual machine or make your engraving more autonomous.

Technical features:
The engraving unit consists of a few items that are quickly and easily adaptable to base plotters:
- Engraving spindle
- Command-Controller Unit
- Suction unit
- 0.5 mm engraving tip
- A4 format support base for material to be engraved
- VarioSign Software

ENGRAVING SPINDLE:

Number of rpms: min. 5000 RPM, max 50000 RPM
Frequency: 83-830 Hz
Absorbed power: 60 W
Weight: approx. 280 g
Use: engraving only

COMMAND-CONTROLLER UNIT:

Power supply voltage: 110-240 V - 50-60 Hz
Absorbed power: 150 W
Dimensions: 180 mm x 250 mm
Weight: approx. 2.7 Kg

VACUUM SUCTION UNIT:

Input voltage: 24 VDC
Absorbed power: max 50 W
Dimensions: 350 x 250 mm
Weight: approx. 4.6 Kg





ACS ADEMARK COMPUTER SYSTEM

ENGRAVING KIT FOR PLOTTER VP500



CONSUMABLE MATERIALS

T.C.S. TARGA COMPUTER SYSTEM

Bi-laminated white adhesive tag sheets with corner radius.
Laminated sheets mm 200 x 300, thickness 0.8 mm.
3M HI Performance adhesive.
Resistance to temperature 150 C°.

DESCRIPTION LABELS MM	CODE	PACK	DIM. SHEET
Format 17.0 x 9.0 - 255 tags per sheet	**FR1709**	2 sheets	200x300 mm
Format 22.0 x 22.0 - 84 tags per sheet	**FR2222**	2 sheets	200x300 mm
Format 27.0 x 12.5 - 120 tags per sheet	**FR2712**	2 sheets	200x300 mm
Format 27.0 x 16.0 - 100 tags per sheet	**FR2716**	2 sheets	200x300 mm
Format 27.0 x 18.0 - 90 tags per sheet	**FR2718**	2 sheets	200x300 mm
Format 27.0 x 27.0 - 60 tags per sheet	**FR2727**	2 sheets	200x300 mm
Format 45.0 x 19.0 - 56 tags per sheet	**FR4519**	2 sheets	200x300 mm
Format 70.0 x 35.0 - 20 tags per sheet	**FR7035**	2 sheets	200x300 mm
Minimum 25 sheets for other formats	**FRSPEC**	25 sheets	200x300 mm

ORDER CODE

ENGRAVING KIT FOR PLOTTER VP500: p/n SK50FR

The kit is composed of:
- Control unit
- Suction unit
- Engraving spindle
- Engraving tip 0.5 mm
- A4 material support base
- VarioSign Software

ACCESSORIES

DESCRIPTION	CODE	PACK
Engraving tip .2 mm	**ENBI02**	1 piece
Engraving tip .3 mm	**ENBI03**	1 piece
Engraving tip .5 mm	**ENBI05**	1 piece

BRADY MT WHEN PERFORMANCE MATTERS MOST™

The JET ID BASIC, the latest addition to Brady products, is an inkjet printer that prints graphics in black and white and colour to distinguish groups, functions and services. Thanks to its colour printing, you can create custom tags with logos and images, in addition to normal marking for electrical ID. Extremely fast and easy to use, JET-ID BASIC prints on a wide range of ACS tags as well as 100 types of tags.
The printer is equipped with separate ink cartridges and ensures print resolution up to 5760x1440 dpi. JET-ID BASIC has a USB 2.0 interface.



TARGET MARKETS

- AUTOMATION
- ELECTRICAL EQUIPMENT MANUFACTURERS
- INDUSTRIAL AND CIVIL PLANT ENGINEERS
- ELECTRICAL PANEL MANUFACTURERS
- MACHINE TOOL MANUFACTURERS

APPLICATIONS

- CABLE AND WIRE MARKING
- TERMINAL BLOCKS
- INSTRUMENTATION
- PUSH BUTTON PANELS
- RATING PLATES
- COMPONENTS

FEATURES

Print technology
Inkjet technology Prints in black and white and colour

Nozzle configuration:
1440 nozzles (180 for each colour: cyan, magenta, yellow, red, blue, double black. Special eco solvent ink for polycarbonate. Drop dimension 4 pl.

Resolution:
up to 5760x1440 dpi

Memory:
32MB

Interface:
USB 2.0 High Speed for PC connection

Resident fonts:
compatible with all True Type and Windows™ operating systems fonts

Voltage/frequency/rated current:
100-240 VAC (220-240V +10/-15%) frequency: 50 Hz

Print speed:
4 tag plates, black in 17 ppm
4 tag plates, full colour in 8 ppm
36 sec. 10x15 format high-definition photographic image

Consumption:
150 W with heating always active

Cartridge consumption:
200,000 single tags, card model SA4X12, with 1 set of cartridges

Windows Support:
Windows 2000/XP/Vista/7/Server 2003

Software:
MATRIX printing software supplied by Brady

Dimensions and weight:
(WxDxH mm. Kg.): 595x280x530 mm 22 Kg

Operating environment
Temperature: From 10 to 32°C (from 50 to 89.6°F)
Humidity: 15-80% RH

Storage environment
Temperature: From 1 to 40°C (from 33.8 to 104°F)
Humidity: 5-80% RH

DESCRIPTION	CODE
JET ID BASIC kit + 8 cartridges + Matrix software + SABAPM, SABAPC, SAEKTQ plates + cleaning kit	JETBAK
JET ID BASIC Glossy Black	JETBCN-G
JET ID BASIC Matte Black Cartridge	JETBCN.M
JET ID BASIC Cyan Cartridge	JETBCC
JET ID BASIC Magenta Cartridge	JETBCM
JET ID BASIC Yellow Cartridge	JETBCG
JET ID BASIC Red Cartridge	JETBCR
JET ID BASIC Blue Cartridge	JETBCB
JET ID BASIC White Cartridge	JETBCW.E
JET ID BASIC Blue Cleaning Cartridge	JETBCK.B
JET ID BASIC Cyan Cleaning Cartridge	JETBCK.C
JET ID BASIC Yellow Cleaning Cartridge	JETBCK.G
JET ID BASIC Magenta Cleaning Cartridge	JETBCK.M
JET ID BASIC Black G Cleaning Cartridge	JETBCK.NG
JET ID BASIC Black M Cleaning Cartridge	JETBCK.NM
JET ID BASIC Red Cleaning Cartridge	JETBCK.R

ACCESSORIES

DESCRIPTION	CODE	PACK
Base for Wire Markers 3-trees tags	SABAPC	4 pieces
Base for Wire Markers , Terminal block, tags, 4-trees	SABAPM	4 pieces
Base for ICS Wire Markers	SABAIC	4 pieces
Base for Rating Plates	SAEKTQ	1 piece
Plate for ACS 5-trees	PRIGP5*	1 piece
Base for Beckoff tags	SA40BE	1 piece
Base for Entrelec 5000 and ADO tags	SA40EN	1 piece
Base for PVC label and strip printing	SQBASE	1 piece

*see pages 4 and 7

BRADY MT WHEN PERFORMANCE MATTERS MOST™

Industrial inkjet printer for the management of all types of marking systems.
Black and white and colour printing allows users to customise tags with logos and images to distinguish groups, functions and services.
Designed to offer high-performance printing on a wide range of ACS tags.
Equipped with an automatic feeder, head control system, separate cartridges and USB interface.



DESCRIPTION	CODE
JET ID Printer + 4 cartridges + Matrix software	JETIDK
Cyan cartridge	JETCCI
Yellow cartridge	JETCGI
Magenta cartridge	JETCMA
Black cartridge	JETCNE
Ink recovery drawer	IDVARE

DESCRIPTION	CODE
Kit for tag printing SA4224	KJET4224
Carrier for Rating Plates	SAJDTQ

FEATURES

Print technology
Inkjet technology Prints in black and white and colour

Nozzle configuration:
768 nozzles (192 per colour: black, cyan, magenta, yellow) with automatic control system that keeps the printer head clean.

Resolution:
up to 3600x1200 dpi

Ink:
High capacity separate ink cartridges

Memory:
32MB

Interface:
High-speed 2.0 USB
Ethernet (10BASE-T, 100BASE-TX)

Resident fonts:
compatible with all True Type and Windows™ operating systems fonts

Voltage/frequency/rated current:
Voltage: 100-240V frequency: 50-60 Hz 0.6A or higher

Print speed:
text printing only: 30 sec. for an entire card model SA4X12 (64 single tags)

Consumption:
in printing: 250 W max, sleep mode: less than 2 W

Cartridge consumption:
400,000 single tags, card model SA4X12, with 1 set of cartridges

Windows Support:
Windows 2000/XP/Vista/7/Server 2003

Dimensions and weight:
(WxDxH mm. Kg.): 430x630x300 mm 14 Kg

Operating environment
Temperature: From 10 to 32°C (from 50 to 89.6°F)
Humidity: 15-80% RH

Storage environment
Temperature: From 1 to 40°C (from 33.8 to 104°F)
Humidity: 5-80% RH

Compliance with standards
IEC 16-7 for waterproofing
IEC61010 for marking life

TARGET MARKETS

- AUTOMATION
- ELECTRICAL EQUIPMENT MANUFACTURERS
- INDUSTRIAL AND CIVIL PLANT ENGINEERS
- ELECTRICAL PANEL MANUFACTURERS
- MACHINE TOOL MANUFACTURERS

APPLICATIONS

- WIRE, CABLE AND TERMINAL BLOCK MARKING
- RATING PLATES CUSTOMISED WITH COLOUR LOGOS AND IMAGES
- IDENTIFICATION OF ELECTRICAL COMPONENTS, INSTRUMENTS AND EQUIPMENT









ASSEMBLY MACHINE

In the electrical engineering sector, it is customary to identify each electrical cable with a respective identification element to make sure that each cable is plugged into the correct terminal.
This identification is performed by an operator who manually takes the marked item, the ACS cable tag, and inserts it in the appropriate transparent Ademark carrier.

The INSERT ID, in addition to automatically inserting the tag in its Ademark carrier, cuts it in the same length as the tag.





TARGET MARKETS

- AUTOMATION
- ELECTRICAL EQUIPMENT MANUFACTURERS
- INDUSTRIAL AND CIVIL PLANT ENGINEERS
- ELECTRICAL PANEL MANUFACTURERS
- MACHINE TOOL MANUFACTURERS

APPLICATIONS

- CABLE AND WIRE MARKING

TECHNICAL DATA:

Machine:
electro-pneumatic
compressed air
5.5 bar adjustment

Power:
single phase

Drive:
actuators managed by the PLC

Cables:
from 0.5 to 6 mm^2

Tags:
ACS for Wires

Dimensions:
770 x 600 x 390 mm (W x D x H)



MACHINE

DESCRIPTION	CODE
Insert Id	**Insert**

ADEMARK SLEEVES

DESCRIPTION	CODE	PACK
Ademark carriers Mod. 1 L. 2 m	**SA01TU**	16 x 2 m
Ademark carriers Mod. 2 L. 2 m	**SA02TU**	16 x 2 m
Ademark carriers Mod. 3 L. 2 m	**SA03TU**	16 x 2 m

ADJUSTMENT KIT

DESCRIPTION	CODE
Dies for mod. 2	**INSM02**
Dies for mod. 3	**INSM03**

BRADY MT WHEN PERFORMANCE MATTERS MOST™

ACS ADEMARK COMPUTER SYSTEM

MATRIX professional software





The simple and intuitive interface allows even an inexperienced user to insert and print all electrical equipment codes in a very short time.

- **Compatible with Windows operating systems**
- **Selected tag properties window**
- **Electronic symbols library**
- **Compatible with the most common CAD programs**
- **Character management (size, rotation, spacing, bold, cursive)**
- **Text attribute management (alignment, writing in vertical, writing on multiple lines)**
- **Character adjustment function: signals in red when text exceeds tag size**
- **Image formats: bmp, plt**
- **Possibility of printing inserted project on A4 sheet**
- **On-line help**
- **Network use**
- **Management of multiple devices (ACS plotter, general printer)**
- **Language: Italian/English/FRENCH/ SPANISH/German**
- **On-line updates**
- **Management of true type fonts**







ACS ADEMARK COMPUTER SYSTEM

Accessories for Previous Models

ACCESSORIES FOR PREVIOUS MODELS



DESCRIPTION	CODE	PACK
MUTOH PLOTTER		
Aluminium plate for tag printing	**SA4051**	1 piece
Base for laminated strips	**PISTEB**	1 piece
0.35 Reusable Pen with Seal	**SAP035**	1 piece
0.25 Reusable Pen with Seal	**SAP025**	1 piece
0.35 Disposable pen	**PEN035.A**	1 piece
0.25 Disposable pen	**PEN025.A**	1 piece
SAGN60 ink cartridges – 5 pcs in box	**SACART.A**	1 piece
Black marker for labels	**SA4071**	1 piece
Mutoh marker for labels**	**SA4074**	1 piece
Adapter for Mutoh label marker**	**SA4075**	1 piece
Plotter bases for ACS 3-trees Cables – codes: SA4230, SA4220, SA4223, SA4224	**SA40PC**	8 pieces
Plotter bases for ICS 3-trees Cables – codes: SA4X18, SA4X23 ICS Wire Markers	**SA40IC**	8 pieces
Plotter bases for ACS 4-trees Cables – codes: SA4X10, SA4X12, SA4X15 Terminal blocks, Contactors, Push buttons, etc.	**SA40PM**	8 pieces
Plotter bases for ACS 5-trees (code SA4363, SA1232, SA1228, SA4570)	**SA40WG**	1 piece
Mutoh base for Entrelec 5000 and ADO tags	**SA40MU**	1 piece
**only for use with Mutoh plotters with electrostatic plane		
HOUSTON PLOTTER		
Aluminium plate for tag printing	**SA4051**	1 piece
0.35 Reusable Pen with Seal	**SAP03H**	1 piece
0.50 Reusable Pen with Seal	**SAP05H**	1 piece
SAGN60 ink cartridge – 5 pcs in boxes	**SACART.A**	1 piece
Adapter for SAP03H and SAP05H	**SAP0AD**	1 piece
Black marker for labels	**SA4071**	1 piece
Houston base for Entrelec 5000 and ADO tags	**SA40MU**	1 piece
Houston base for wire printing, 3-strip ACS tags	**SAHOPC**	8 pieces
Houston base for cable, terminal block and push button printing 4-strip ACS	**SAHOPM**	8 pieces
Houston base for ICS wire marking printing	**SAHOIC**	8 pieces
GRAPHTEC PLOTTER		
Aluminium plate for tag printing	**SA4051**	1 piece
0.35 Reusable Pen with Seal	**S035GR**	1 piece
SAGN60 ink cartridges – 5 pcs in box	**SACART.A**	1 piece
Black marker for label	**SA4072**	1 piece
Plate for labels	**SAGRET**	1 piece
Graphtec base for Entrelec 5000 and ADO Tags	**SA40MU**	1 piece
S035GR pen adapter on GRAPHTEC plotter	**AD.S035GR**	1 piece
SA4074 marker adapter on GRAPHTEC plotter	**AD.SA4074**	1 piece

BRADY MT WHEN PERFORMANCE MATTERS MOST™

ACS ADEMARK COMPUTER SYSTEM

for wires



ACS TAGS	
TEMPERATURE RANGE	-40 to 140° C
MATERIAL	POLYCARBONATE
SELF-EXTINGUISHING	UL94V0

WIRE MARKERS
(4 trees)

CODE	COLOUR	PRINTABLE SURFACE	#TAGS PER TRAY	#TAGS PER PACK
SA4X10	White	4x10 mm	64	2.048 pc.
SA4X12	White	4x10 mm	64	2.048 pc.
SA4X15	White	4x10 mm	64	2.048 pc.
SAG410	Yellow	4x10 mm	64	2.048 pc.
4X12GI	Yellow	4x10 mm	64	2.048 pc.
SAG415	Yellow	4x10 mm	64	2.048 pc.



WIRE MARKERS
(3 trees)

CODE	COLOUR	PRINTABLE SURFACE	#TAGS PER TRAY	#TAGS PER PACK
4X18BI	White	4x18 mm	48	1.440 pc.
4X23BI	White	4x23 mm	48	1.440 pc.
4X18GI	Yellow	4x18 mm	48	1.440 pc.
4X23GI	Yellow	4x23 mm	48	1.440 pc.

ACS ADEMARK COMPUTER SYSTEM

for wires

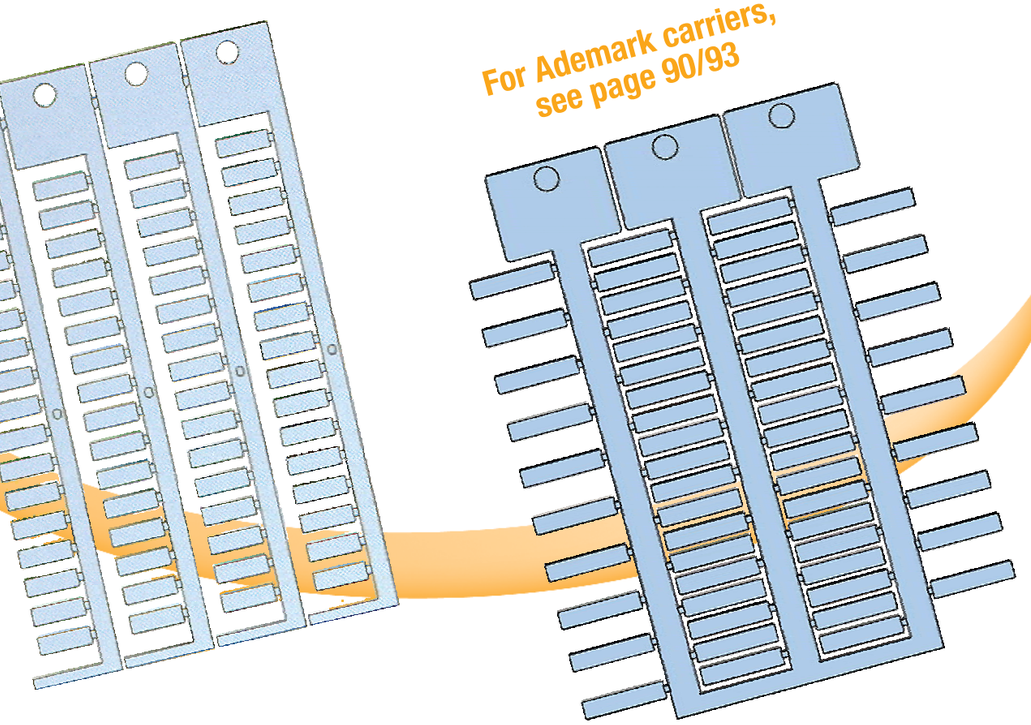

For Ademark carriers, see page 90/93

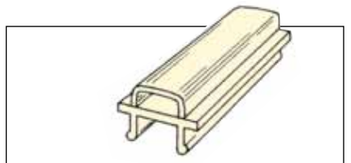

CLIP CARRIERS

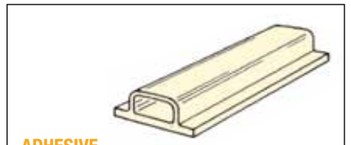

ADHESIVE CARRIERS

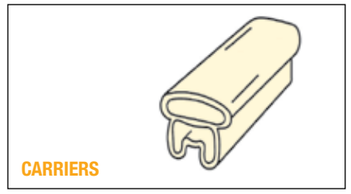

CARRIERS

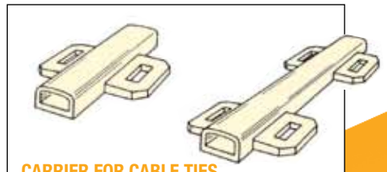

CARRIER FOR CABLE TIES

WIRE MARKERS*
(3 trees)

CODE	COLOUR	PRINTABLE SURFACE	#TAGS PER TRAY	#TAGS PER PACK
SA4230	White	4x12 mm	57	1.026 pc.
SA4220	White	4x18 mm	57	1.026 pc.
SA4223	White	4x23 mm	51	1.020 pc.
SA4224	White	4x30 mm	34	1.020 pc.
SAG412	Yellow	4x12 mm	57	1.026 pc.
SAG418	Yellow	4x18 mm	57	1.026 pc.
SAG423	Yellow	4x23 mm	51	1.020 pc.
SAB412	Blue	4x12 mm	57	1.026 pc.
SAB418	Blue	4x18 mm	57	1.026 pc.
SAR412	Red	4x12 mm	57	1.026 pc.
SAR418	Red	4x18 mm	57	1.026 pc.
SAV412	Green	4x12 mm	57	1.026 pc.
SAV418	Green	4x18 mm	57	1.026 pc.

* CANNOT BE USED WITH JET ID

BRADY WHEN PERFORMANCE MATTERS MOST™ MT

ACS ADEMARK COMPUTER SYSTEM

for terminal blocks

TAGS FOR TERMINAL BLOCKS

Terminal blocks

ABB/Entrelec
Allen-Bradley
Cabur
Conta Clip
Harting
Legrand
Morsetti Italia
Phoenix
Siemens
Sprecher+Schuh
Telemecanique
Wago
Weidmueller
Wieland
Woertz

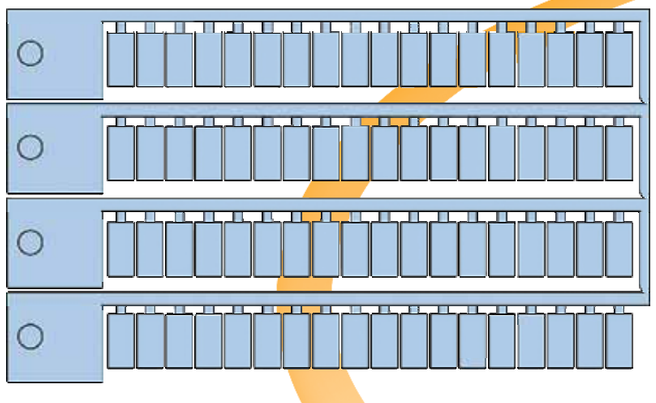

ACS TAGS	
TEMPERATURE RANGE	-40 to 140° C
MATERIAL	POLYCARBONATE
SELF-EXTINGUISHING	UL94V0

TAGS FOR TERMINAL BLOCKS

(4 trees) - except codes SA1232 and SA1228 (5 trees)

CODE	COLOUR	PRINTABLE SURFACE	#TAGS PER CARD	#TAGS PER PACK	MANUFACTURER
SA4294	White	4x10 mm	64	1.024 pc.	Wago, Phoenix, Entrelec, Harting
SA4295	White	5x10 mm	64	1,024 pc.	Wago, Phoenix, Entrelec, Harting, Cabur
SA4305	White	5x15 mm	64	1,024 pc.	Wago, Phoenix, Entrelec, Harting
SA4350	White	6x10 mm	64	1,024 pc.	Wago, Phoenix, Entrelec, Harting
SA4360	White	6x15 mm	64	1,024 pc.	Wago, Phoenix, Entrelec, Harting
CAB510	White	5x10 mm	64	1,024 pc.	Cabur CBD/CBC
SA4361	White	5x10-5 mm	88	1,408 pc.	Wago
SA4363*	White	5x5 mm-5 mm	110	1,100 pc.	Wago
SA4362	White	12x7 mm	36	750 pc.	Wago I/O System
SA1232*	White	5x5-5 mm	110	2,090 pc.	for module Phoenix series ZS
SA1228*	White	6x5-6 mm	90	2,070 pc.	for module Phoenix series ZS
SA1234	White	5x10-5 mm	88	1,400 pc.	for module Phoenix series ZS
SA1236	White	6x10-6 mm	72	1,000 pc.	for module Phoenix series ZS
SA1226	White	4x10-4 mm	100	1,400 pc.	for module Wago, Phoenix, Entrelec, Harting
SA4290	White	5x10-5 mm	88	1,400 pc.	for module Wago, Phoenix, Entrelec, Harting
SA4300	White	5x15-5 mm	88	1,400 pc.	for module Wago, Phoenix, Entrelec, Harting
SA4460	White	6x10-6 mm	72	1,000 pc.	for module Wago, Phoenix, Entrelec, Harting
SA4310	White	5x10 mm	64	1,024 pc.	Wieland, Telemecani**que**
SA4320	White	5x15 mm	64	1,024 pc.	Wieland, Telemecanique
SA4370	White	6x10 mm	64	1,024 pc.	Wieland, Telemecanique
SA4380	White	6x15 mm	64	1,024 pc.	Wieland, Telemecanique
SA4330	White	5x10 mm	64	1,024 pc.	Weidmueller, Conta Clip, Morsettitalia
SA4335	White	5x10 mm	64	1,024 pc	Weidmueller-Wdu-Wdk offset connection
SA4340	White	5x15 mm	64	1,024 pc.	Weidmueller, Conta Clip offset connection
SA4390	White	6x10 mm	64	1,024 pc.	Weidmueller, Conta Clip
SA4440	White	6x15 mm	64	1,024 pc.	Weidmueller, Conta Clip Lovato SM1 and BG
SA1034	White	3.5x7.5-3.5 mm	120	1,200 pc.	for module Weidmueller
SA5443	White	5x10-5 mm	88	1,400 pc.	for module Weidmueller
SA5444	White	5x15-5 mm	88	1,400 pc.	for module Weidmueller
SA5465	White	5x7.5-5 mm	88	1,400 pc.	for module Weidmueller
SA4441	White	6x10-6 mm	72	1,000 pc.	for module Weidmueller

* CANNOT BE USED WITH JET ID
* USE BASE PRIGP5 FOR VP500 AND JET ID BASIC, USE BASE SA41WG FOR MUTOH

ACS ADEMARK COMPUTER SYSTEM

for terminal blocks

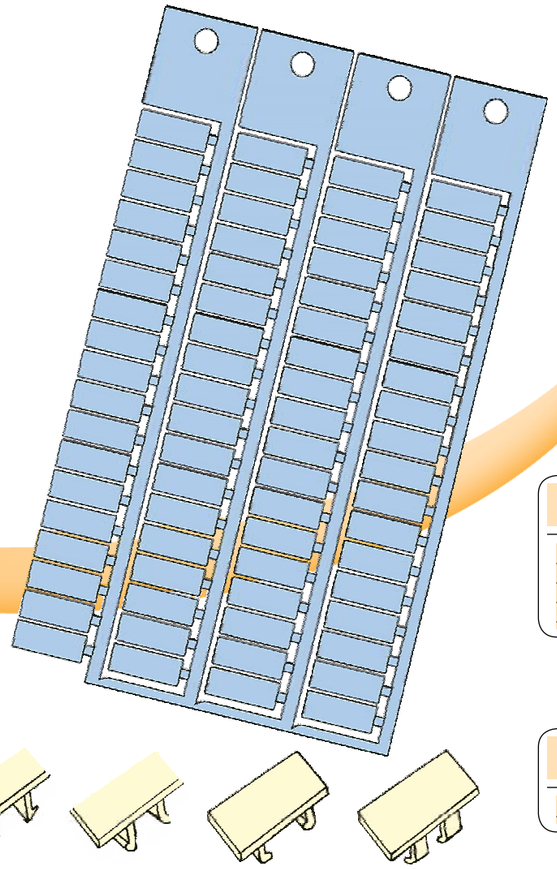



A.C.S. TAGS FOR ABB/ENTRELEC TERMINAL BLOCK

Snap-in, high quality, halogen-free tags with a large printable area over the backbone, with customised marking space and terminal block reference, satisfying the additional organisational system needs. Material: polycarbonate.

CODE	COLOUR	PITCH	DIMENSION TAG	#TAGS PER PACK
SA2610*	White	5 mm	5x10 mm	1.428 pc.
SA2615*	White	5 mm	5x12 mm	2.000 pc.
SA2625*	White	6 mm	6x12 mm	1.500 pc.
SA4470*	White	8 mm	8x12 mm	1.000 pc.

* FOR VP500 USE BASE SA40EN, FOR MUTOH USE BASE SA40MU

A.C.S. TAGS FOR PHOENIX CONTACT ZS TERMINAL BLOCK

CODE	COLOUR	PITCH	DIMENSION TAG	#TAGS PER PACK
SA1248**	White	5 mm	4.2x5 mm	2,500 pc.

** FOR VP500 USE BASE PRIGP5, FOR MUTOH USE BASE SA41WG



TAGS FOR TERMINAL BLOCKS

(4 trees)

CODE	COLOUR	PRINTABLE SURFACE	#TAGS PER TRAY	#TAGS PER PACK	MANUFACTURER
SA4950	White	5x7 mm	68	1,020 pc.	Siemens
SA4960	White	5x10 mm	68	1,020 pc.	Siemens
SA4961	White	5x10-5 mm	80	1,260 pc.	for module Siemens (8WA2 and others)
SALESI	White	5x10 mm	64	1,024 pc.	Legrand, Siemens
SA5X11	White	5x11 mm	64	896 pc.	Legrand Viking3, Wieland, Telemec, Sprecher
SA2620	White	6x10-6 mm	72	2,016 pc.	for module Entrelec 5000+ADO (use plates SA40EN)
SA2630	White	8x10-8 mm	56	1,512 pc.	for module Entrelec 5000+ADO (use plates SA40EN)
SA4700	White	5x8.6-5 mm	88	1,400 pc.	for module Sprecher S., Wieland, Telemecanique
SA1430*	White	6x8.2-6 mm	72	1,000 pc.	for module Wieland, Telemecanique
SA4480	White	6x10-6 mm	72	1,000 pc.	for module Sprecher S., Wieland, Telemecanique
SA4811	White	5x9-5 mm	88	1,400 pc.	for module Woertz, Allen Bradley
SA4812	White	5x12-5 mm	88	1,400 pc.	for module Woertz, Allen Bradley
SA4810	White	6x9-6 mm	72	1,000 pc.	for module Woertz, Allen Bradley
SA4800	White	6x12-6 mm	72	1,000 pc.	for module Morsettitalia, Woertz, Allen Bradley

* CANNOT BE USED WITH JET ID

ACS ADEMARK COMPUTER SYSTEM

for Contactors – Connectors– Switches

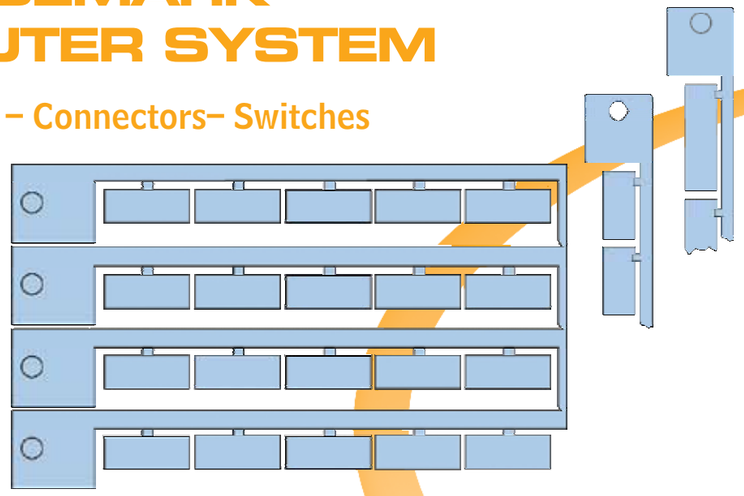

TAGS FOR CONTACTORS CONNECTORS SWITCHES

For Contactors
Siemens
Klockner-Moeller
Telemecanique
AEG
Square-D

TAGS FOR CONNECTORS

For Connectors
Weidmüller-DSTV
ILME
Harting
Wago

ACS TAGS	
TEMPERATURE RANGE	-40 to 140° C
MATERIAL	POLYCARBONATE
SELF-EXTINGUISHING	UL94V0

TAGS FOR CONTACTORS, SWITCHES, CONNECTORS
(4 trees) - except code SA4570 (5 trees)

CODE	COLOUR	PRINTABLE SURFACE	#TAGS PER CARD	#TAGS PER PACK	MANUFACTURER
SA4260	White	9x20 mm	20	380 pc.	Siemens, Klockner Moeller (Relè Siemens, OMRON)
SA4265	White	9x20 mm	20	320 pc.	Siemens, Klockner Moeller
SAG426	White	9x20 mm	20	320 pc.	Siemens, Klockner Moeller yellow
SA4840	White	8x21 mm	20	340 pc.	Telemecanique
SA4841	White	8x17 mm	20	340 pc.	Telemecanique (Lc1)
SA4250	White	8x20 mm	20	380 pc.	AEG, Square D
SA4570*	**White**	**17x10 mm**	**30**	**750 pc. A**	**Ilen Bradley-Sprecher Schuh** (use plate SA41WG for Mutoh and PRIGP5 for VP500 and JET ID BASIC)
SA9X17	White	9x17 mm	24	384 pc.	ABB
SA10X7*	White	10x7 mm	48	816 pc.	Siemens Sirius
SA11X4	White	11x4 mm	80	1,200 pc.	Siemens Sirius
SA20X7*	White	20x7 mm	20	340 pc.	Siemens Sirius
SA10X8*	White	10x8 mm	40	800 pc.	Siemens ASI
SA10X5*	White	10x5 mm	40	1,000 pc.	Beckoff (use plate SA40BE)
SA1060	White	9x12 mm	20	380 pc.	Lumberg
SA1062	White	9x20 mm	20	380 pc.	Lumberg
SA1042	White	9x20 mm	20	380 pc.	FESTO - Klock/M.
SA1052	White	8x20 mm	20	380 pc.	Escha
SA1054	White	8x18.5 mm	20	480 pc.	PEPPERL FUCHS
SA1070	White	8x17.5 mm	24	720 pc.	K. Moeller

* CANNOT BE USED WITH JET ID

TAGS FOR CONNECTORS
(4 trees)

CODE	COLOUR	PRINTABLE SURFACE	#TAGS PER CARD	#TAGS PER PACK	MANUFACTURER
SA4980	White	6x15-6.7 mm	64	1,600 pc.	for module Wiedmüller DSTV and DSTV-K
SA4350	White	6x10 mm	64	1,024 pc.	multi-pole connectors Ilme, Harting, Hago

ACS ADEMARK COMPUTER SYSTEM

for Tracks – Tag holders – Carriers



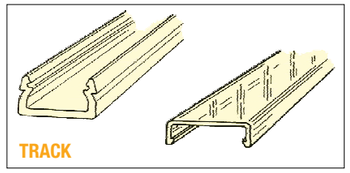

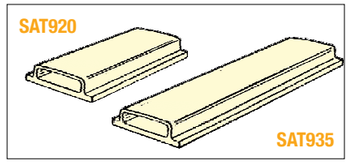

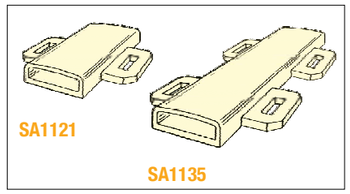

TAGS (4 trees)

CODE	COLOUR	PRINTABLE SURFACE	N° TAGS PER CARD	N° TAGS PER PACK
SA920N	White	9x20 mm	20	600 pc.
SAG92N	Yellow	9x20 mm	20	600 pc.
SA935N	White	9x35 mm	12	360 pc.
SAG93N	Yellow	9x35 mm	12	360 pc.

ADHESIVE TAG HOLDERS FOR ACS TAGS

CODE	DIMENSIONS	PACK	NOTES
SAT920	9x20 mm	1.000 pc.	(for SA920N)
SAT935	9x34 mm	500 pc.	(for SA935N)

CARRIER MODEL 11 FOR CABLE TIES

CODE	DIMENSIONS	PACK	NOTES
SA1121	9x20 mm	1.000 pc.	(for SA920N)
SA1135	9x34 mm	500 pc.	(for SA935N)

SLEEVE MODEL 29 FOR WIRES Ø 2.5 - 3.5 MM

CODE	DIMENSIONS	PACK	NOTES
SA2920	9x20 mm	1.000 pc.	(for SA920N)
SA2935	9x34 mm	500 pc.	(for SA935N)

TRACK WITH HOLES, ADHESIVE TRACK, COVER FOR TRACKS
SEE PAGES 35 AND 95

ACS ADEMARK COMPUTER SYSTEM

Easy Canal

LABELLING SYSTEM FOR “C” BARS AND CONDUITS

The Easy Canal labelling system adapts to all your horizontal or vertical labelling needs inside or outside a panel, with labelling support of all lengths, with the tags of your choice.
This system was designed to apply as much information as possible easily inside or on the panel.
The terminal board and other component marking ID bar.
The system can be mounted on profiled guides, on C-bars or on wiring duct. The tags are simply snapped into positioned on labelling supports.

Material: PVC

PVC: this soft PVC is produced from polyvinyl chloride, emollients and additives. It is resistant to corrosive salt solutions and most acids.
Temperature: up to 60°C
Flammability: UL94V0

EASY CANAL

TRACK CODE	LENGTH MM	WIDTH MM
GD9500	500	9
GD9600	600	9
GD9100	1000	9
GD9130	1300	9
GD1550	500	15
GD1560	600	15
GD1510	1000	15
GD1513	1300	15

COVER CODE		
CO9500	500	9
CO9600	600	9
CO9100	1000	9
CO9130	1300	9
CO1550	500	15
CO1560	600	15
CO1510	1000	15
CO1513	1300	15



ACCESSORIES

Closing cap 9 mm.
Closing cap 15 mm.
Fastening base (terminal block)
Spacer plate (flat, lateral to terminal board)
Indicator (T-shape to be inserted on the terminal block)
Spacer (to be inserted into the terminal block)
Conduit support

DESCRIPTION	CODE
Cap 9 mm	GDTA09
Cap 15 mm	GDTA15
Fastening base x Terminal block	GDBASE
Terminal block side spacer plate	GDDIST
T-indicator for Terminal block	GDINDT
Spacer for terminal block	GDDISM
Wiring duct support	GDSUPP



ACS ADEMARK COMPUTER SYSTEM

EASY CANAL



ASSEMBLY ON TERMINAL BLOCK

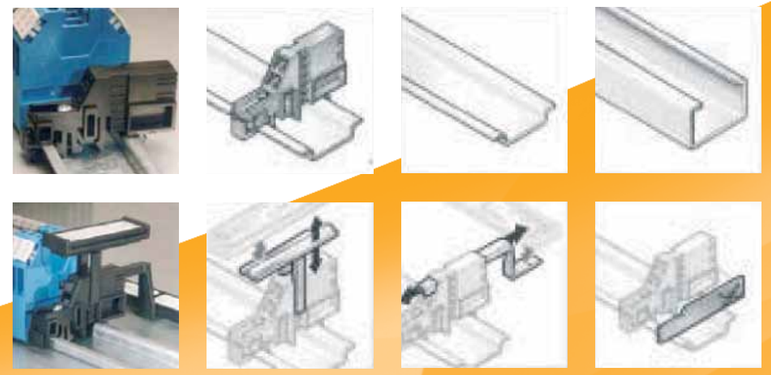

ASSEMBLY ON WIRING DUCT



BRADY WHEN PERFORMANCE MATTERS MOST™ MT

ICS
INDEX COMPUTER SYSTEM

ICS Wire Marker

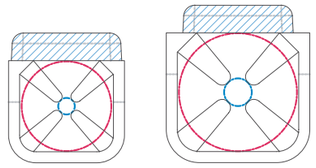

ICS wire markers are applied directly onto wires without the use of carriers.
ICS wire markers are equipped with two rings with flexible tabs that adapt to various diameter wires, keeping the wire marker aligned with the wire.



Direct marking on wire without use of carriers

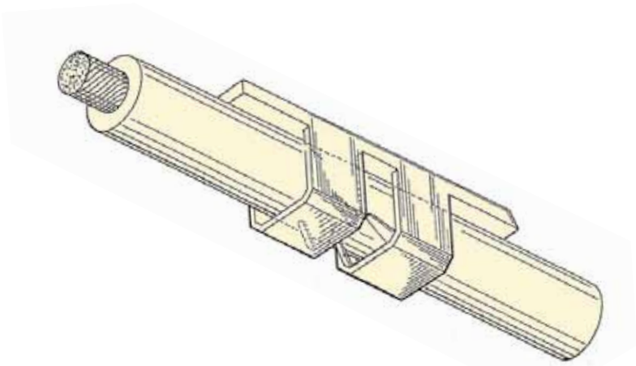

- **Maximum speed and economy.**
- **Elimination of costs and assembly time of carriers.**
- **Minimum encumbrance. Maximum flexibility of the marked wire.**

ICS wire markers are supplied in:
Cards of 48 wire markers, composed of 3 trees with 16 wire markers.

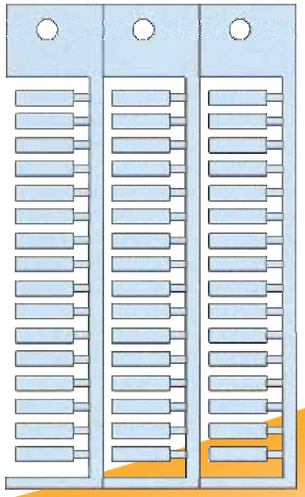

3-TREES ICS WIRE MARKERS

Up to 480 wire markers can be positioned at a time on the plotter.

Use SAEKIC base for PLOTTER
Use SABAIC base for JET ID BASIC

ICS WIRE MARKERS	
TEMPERATURE RANGE	-40 to 140° C
MATERIAL	POLYCARBONATE
SELF-EXTINGUISHING	UL94V0



ICS
INDEX COMPUTER SYSTEM

ICS Wire Marker



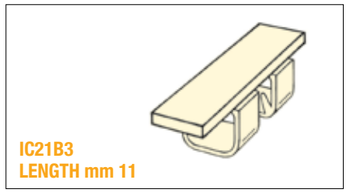

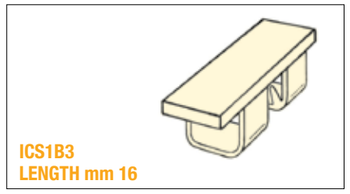

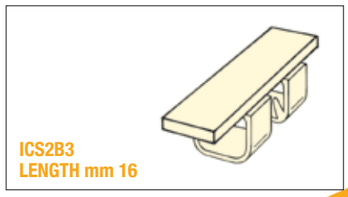

CODE	COLOUR	DESCRIPTION	#WIRE MARKERS PER CARD	#WIRE MARKERS PER PACK
LENGTH mm 16				
ICS1B3	White	Writeable part mm 4x16 for wires Ø outer mm 1.7-3,2 section mm2: 0.5-0.75-1-1.5	48	672 pieces
ICS1G3	Yellow	Writeable part mm 4x16	48	672 pieces
ICS2B3	White	Writeable part mm 4x16 for wires Ø outer mm 2-4,2 section mm2: 1-1.5-2.5-4	48	528 pieces
ICS2G3	Yellow	Writeable part mm 4x16	48	528 pieces
LENGTH mm 11				
IC11B3	White	Writeable part mm 4x11 for wires Ø outer mm 1.7-3,2	48	672 pieces
IC11G3	Yellow	Writeable part mm 4x11	48	672 pieces
IC21B3	White	Writeable part mm 4x11 for wires Ø outer mm 2-4,2	48	528 pieces
IC21G3	Yellow	Writeable part mm 4x11	48	528 pieces

BRADY MT WHEN PERFORMANCE MATTERS MOST™

ICS
INDEX COMPUTER SYSTEM

ICS AFTER

LABELLING SYSTEM FOR POST CABLE WIRING

High quality, halogen-free labelling tags.
For marking on already set wiring, to be assembled on the conduits or on ample diameter wires.
Clip closing. Tags are thick and do not therefore require any adjustment base for printing on plotters. (VP500 ONLY)

Material: polycarbonate

Polycarbonate PC: high mechanical resistance and thermal non-deformability, excellent electrical and dielectric properties, dimensional accuracy and minimum water absorption, self-extinguishing.
Temperature: from -40°C to +140°C
Non-deformability: to 1.8 N/mm 135°C
Flammability: UL94V0
Halogen free according to DIN/VDE 0472, part 815
UV stabilised



ICS-AFTER HOLDER
LOCKING BRACKET FOR INSTRUMENTATION LABELLING

Bracket locking is carried out by means of a self-locking, spring-loaded foot. The locking brackets and self-locking tag holders are made of polyvinyl chloride (PVC).

Temperature: up to 60°C - Flammability: UL94V0

CODICE	DESCRIPTION	LABELLING SURFACE (mm)	#TAGS PER TRAY	#TAGS
SL2712	Longitudinal white tag	27x12	16	12
ST2712	Long/cross white tag	27x12	16	12



LOCKING BRACKET

CODE	DESCRIPTION	FIELD OF USE (mm)	WIRE SECTION (mm²)
STAFFA	locking bracket	max 3,7	0,5-2,5
SSTAFSL	bracket + long tag	max 3,7	0,5-2,5



SELF-LOCKING TAG HOLDERS

Can be used with labels in ICS-After, SA4260 series and Clip Tags series SATCXX

CODE	DESCRIPTION	FIELD OF USE (mm)
PT1AUT	self-locking tag holders	max 5,2
PT2AUT	self-locking tag holders	max 11,0

ICS
INDEX COMPUTER SYSTEM

ICS AFTER



TAGS FOR POST-WIRING MARKING

High quality, halogen-free labelling tags for labelling directly on wires.
Can be positioned on already-wired cables without disconnecting the connection.
Simple, fast mounting with MWTOOL assembly tool.
Tags are thick and do not therefore require any adjustment base for printing on plotters. (VP500 ONLY)

Material: polycarbonate

Temperature: from -40°C to +140°C
Non-deformability: to 1.8 N/mm 135°C
Flammability: UL94V0
Halogen free according to DIN/VDE 0472, part 815
UV stabilised.

ICS-AFTER WIRE

CODE	LABELLING SURFACE (MM)	DIMENSIONS TAG (BXA)	WIRE DIAMETER	WIRE SECTION (MM²)	#TAGS PER STRIP
IC6B14	5x14	5x14	2,1-2,5	0,5-0,75	36
IC7B14	5x14	5x14	2,6-3,0	1,0-1,5	36
IC8B14	5x14	5x14	3,0-3,7	2,5	36

ASSEMBLY TOOL: MWTOOL
MOUNTING PLATE: GRPDMW

ICS
INDEX COMPUTER SYSTEM

ICS BASIC

ICS TAGS FOR MARKING DIRECTLY ON WIRES

White tags to be applied directly onto wires

Material: polycarbonate

Temperature: from -40°C to +140°C
Non-deformability: to 1.8 N/mm 135°C
Flammability: UL94V0
Halogen free according to DIN/VDE 0472, part 815
UV stabilised

CANNOT BE USED WITH JET ID





CODE	LABELLING SURFACE (mm)	TAG DIMENSIONS (BXA)	WIRE DIAMETER	WIRE SECTION (mm^2)	PACK	#TAGS PER CARD
IC3B10	4x10	6x18	1,5-2,5	0,25-0,75	1500 pc.	60
IC4B10	4x10	6x18	2,5-3,0	0,75-1,5	1500 pc.	60
IC5B10	4x18	6x26	2,5-3,0	0,75-1,5	1000 pc.	60

These tags print on the Plotter with the GRPD10 base for dimensions 4x10 and base GRPD18 for dimensions 4x18.

TAGS
FOR B+R SYSTEM



TAGS FOR B+R SYSTEM

High quality, halogen-free labelling tags to be snapped onto equipment. Print on the plotter using the PRIGP5 base.
Material: polycarbonate

Polycarbonate (PC): high mechanical resistance and thermal non-deformability, excellent electrical and dielectric properties, dimensional accuracy and minimum water absorption, self-extinguishing.

Temperature: from -40°C to +140°C
Non-deformability: to 1.8 N/mm 135°C
Flammability: UL94V0 Halogen free according to DIN/VDE 0472, part 815
UV stabilised

CANNOT BE USED WITH JET ID

CODE	TYPE	COLOUR	DIMENSIONS OF LABEL	#STRIPS	#TAGS PER CARD
BR113W	B+R 11x3	white RAL 9016	11x3	5	45
BR113R	B+R 11x3	red RAL 2012	11x3	5	45
BR113B	B+R 11x3	light blue RAL 5012	11x3	5	45
PRIGP5**	plate				

** see page 7

TAGS FOR PUSH BUTTONS



Push buttons tags, panel tags, and tracks for tags constitute a unified system for marking push buttons, lights, selectors, instruments and components on an electrical panel.
The tags can be marked with 3 different printing systems (PLOTTER, JET ID, JET ID BASIC): use of the various systems depends on different possibilities and must be evaluated according to specific environmental conditions on the application site.

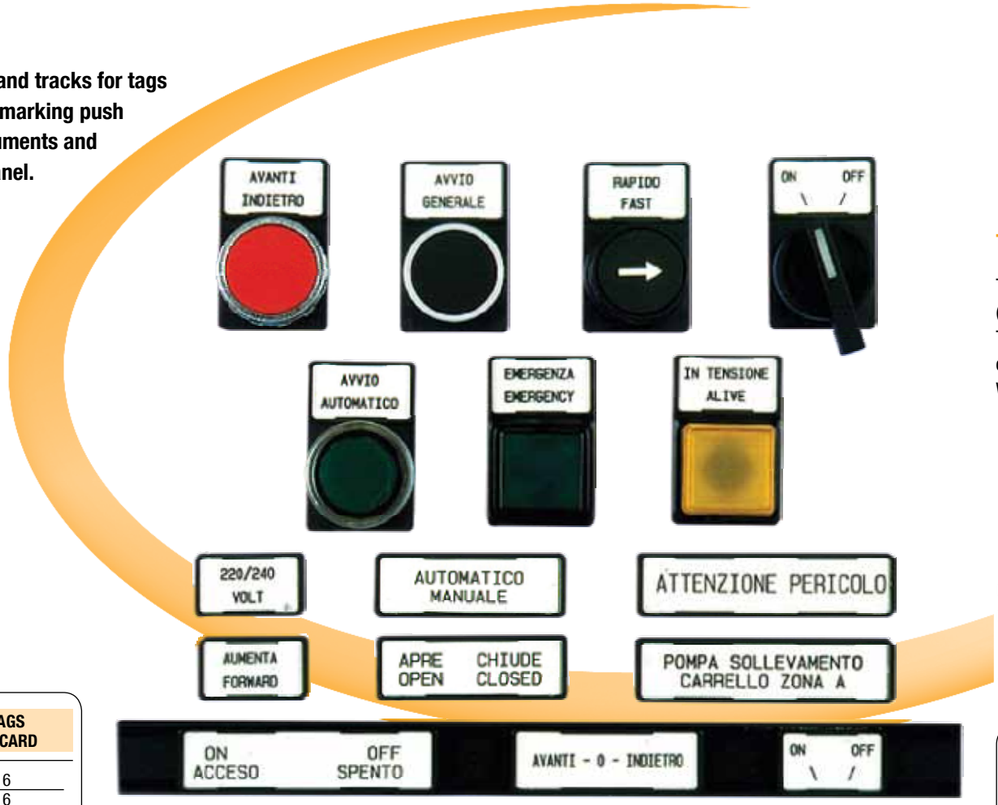

ACS TAGS	
TEMPERATURE RANGE	-40 to 140° C
MATERIAL	POLYCARBONATE
SELF-EXTINGUISHING	UL94V0

CODE	DESCRIPTION	COLOUR	PACK	#TAGS PER CARD
T1527B	Tag 15x27 mm	White*	480 pieces	16
T1527G	Tag 15x27 mm	Yellow*	480 pieces	16
T1527A	Tag 15x27 mm	Silver*	480 pieces	16
T1549B	Tag 15x49 mm	White*	240 pieces	8
T1549A	Tag 15x49 mm	Silver*	240 pieces	8
T1567B	Tag 15x67 mm	White*	120 pieces	4
T1567A	Tag 15x67 mm	Silver*	120 pieces	4
T1517B	Tag 15x17 mm	White*	720 pieces	24
T1517A	Tag 15x17 mm	Silver*	720 pieces	24
T0827B	Tag 8x27 mm	White	480 pieces	16

*da applicare con Guida per Targhette Quadro

CODE	DESCRIPTION	PACK
T1527V	Slide 15x27 mm - Protection	480 pieces
T1549V	Slide 15x49 mm - Protection	240 pieces
T1567V	Slide 15x67 mm - Protection	120 pieces
T0827V	Slide 8x27 mm - Protection	480 pieces

CARDBOARD VERSION

Manual or typewriter marking.
Cardboard and Protective slide.



CODE	DESCRIPTION	COLOUR	PACK
T1527C	Cardboard 15x27 (#18 sheets of 28 pc)	White	500 pieces
T1549C	Cardboard 15x49 (#18 sheets of 14 pc)	White	250 pieces
T1567C	Cardboard 15x67 (#9 sheets of 14 pc)	White	120 pieces

ACS PLOTTER AND ACS PRINTER MARKING VERSION

ACS Tags + Slide
Computerised Marking
MATRIX Software -SAGN60 Ink

CARRIER MODEL 15

In clear PVC.
Used with FL clips to identify large cables, hoses, etc.



Code TU1527 closes with 1 clip, while the other 2 with 2 clips.

TRACK FOR PANEL TAGS AND TAG CARRIER

TRACK FOR PANEL TAGS

To be used with tag
(T1517B - T1527B - T1549B - T1567B)
The tags are mounted directly
on the track.
Writing protected by the clear cover.

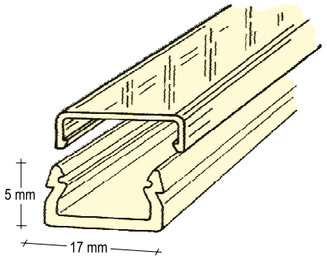

TRACK WITH HOLES, ADHESIVE TRACK, COVER FOR TRACKS*

Gray, rigid PVC track with holed or adhesive base.
Clear rigid PVC cover.
Track dimensions: height 6.5 mm, width 11 mm.

*** see also page 35**

TRACK	
TEMPERATURE RANGE	-40 to 80° C
MATERIAL	PVC
SELF-EXTINGUISHING	UL94V0

DESCRIPTION	CODE	PACK
Adhesive track – Length 1 m	**GDTAAD**	25 pieces
Adhesive track – Length 430 mm	**GDT43A**	50 pieces
Adhesive track – Length 630 mm	**GDT63A**	50 pieces
Adhesive track – Length 650 mm	**GDT65A**	50 pieces
Non-adhesive track, 1 m	**GDTANA**	25 pieces
Clear cover, Length 1 m	**GDTACO**	25 pieces
Clear cover, Length 430	**GDCO43**	50 pieces
Clear cover, Length 630	**GDCO63**	50 pieces
Clear cover, Length 650	**GDCO65**	50 pieces
Track for Special Tags	**GDTASP**	-
Special clear cover	**GDCOSP**	-

DESCRIPTION	CODE	PACK
Carrier Mod.15 – Length 27 mm for tag 15x27	**TU1527**	500 pieces
Carrier Mod.15 – Length 49 mm for tag 15x49	**TU1549**	250 pieces
Carrier Mod.15 – Length 67 mm for tag 15x67	**TU1567**	125 pieces

TAG HOLDERS FOR PUSH BUTTONS

Panel tags holders for push buttons / lights / selectors

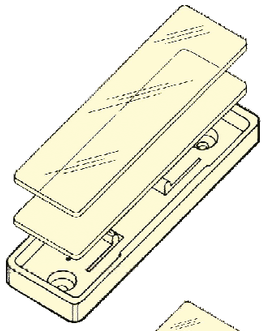

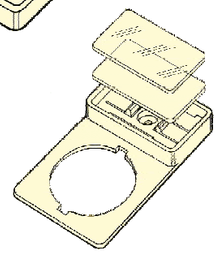

These mount with double-sided adhesive and recessed screws or on tracks
Marking can be removed or replaced
The marked tag and the protective slide are snap-in
Recessed screw hole and housing
With or without positioning adhesive
Black



TAG HOLDERS FOR PUSH BUTTONS LIGHTS SELECTORS

DESCRIPTION	CODE	PACK
Tag holder diam.22 for push buttons (for tag T1527B)	PTAR22	250 pieces
Tag holder diam.22 for Adhesive Push buttons (for tag T1527B)	PTAR2A	250 pieces
Tag holder diam.22 for Push buttons (for tag T1527B)	PTAR24	250 pieces
Tag holder diam.22 for Telemecanique push buttons (for tag T0827B)	PT827T	250 pieces
Tag holder diam.22 for Telemecanique push buttons Adhesive (for tag T0827B)	PT827T.A	250 pieces
Tag holder diam.22 for push buttons (for tag T0827B)	PT0827	250 pieces

TAG HOLDERS FOR PUSH BUTTONS LIGHTS SELECTORS

DESCRIPTION	CODE	PACK
TBlack tag holder 17 x 30 mm Non-Adhesive (for tag T1527B)	P1730N	250 pieces
Black tag holder 17 x 30 mm Adhesive (for tag T1527B)	P1730A	250 pieces
Black tag holder 17 x 52 mm Non-Adhesive (for tag T1549B)	P1572N	250 pieces
Black tag holder 17 x 52 mm Adhesive (for tag T1549B)	P1572A	250 pieces
Tag holder 17 x 70 mm Non-Adhesive (for tag T1567B)	P1770N	250 pieces
Tag holder 17 x 70 mm Adhesive (for tag T1567B)	P1770A	250 pieces

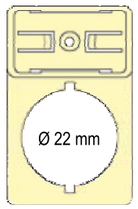

PTAR22
dim. 30x48 mm

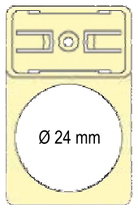

PTAR24
dim. 30x48 mm

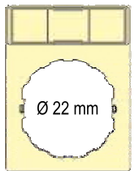

PT827T
dim. 30x40 mm

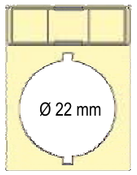

PT082T
dim. 30x40 mm



dim. 30x17 mm



dim. 52x17 mm



dim. 70x17 mm

TRACK FOR TAG HOLDERS

Panel tags holders for push buttons / lights / selectors

TRACK FOR PANEL TAGS HOLDERS

Black rigid track with or without adhesive, pre-set for fastening with screws or rivets.
The panel tags holders snap into place in any position.
To be used with tag holders (P1730N – P1752N – P1770N)
SEE ALSO PAGE 95





TRACK	
TEMPERATURE RANGE	-40 to 80° C
MATERIAL	PVC
SELF-EXTINGUISHING	UL94V0



DESCRIPTION	CODE	PACK
Self-tapping screws 2.2 x 6.5 (TC) for Tags	VITITA	100 pieces
Track for tag holders 1 m Adhesive	PTBIAN	25 pieces

PANEL TAGS KITS

Kits packaged for small consumption.
Available in manual marking or typewriter marking versions and in plotter marking version.
ACS PLOTTER AND ACS PRINTER



CARDBOARD VERSION

DESCRIPTION	CODE	#TAGS PER PACK
48 Push button tag holders, Diam. 22 48 Cards, 48 Slides	PTKIT1	1 kit
48 Adhesive Tag holders, 17 x 30 48 Cards, 48 Slides,100 screws	PTKIT2	1 kit
48 Adhesive Tag holders, 17 x 52 48 Cards, 48 Slides 100 screws	PTKIT3	1 kit
48 Adhesive Tag holders, 17 x 70 48 Cards, 48 Slides 100 screws	PTKIT4	1 kit

ACS PLOTTER AND ACS PRINTER VERSION

DESCRIPTION	CODE	#TAGS PER PACK
48 Push button tag holders, Diam. 22 48 Tags, 48 Slides	PTKITA	1 kit
48 Adhesive Tag holders, 17 x 30 48 Tags, 48 Slides 100 screws	PTKITB	1 kit
48 Adhesive Tag holders, 17 x 52 48 Tags, 48 Slides 100 screws	PTKITC	1 kit
48 Adhesive Tag holders, 17 x 70 48 Tags, 48 Slides 100 screws	PTKITD	1 kit

NAME PLATES FOR PANEL



KIT 1 – Dimensions 115x80 mm

Name plates for panels, composed of two polycarbonate components which overlap and attach on together.
The white part is writeable with an ACS PLOTTER, JET ID and JET ID BASIC with MATRIX software, or using any vector graphics program you already own, allowing you to place your company logo, necessary data and fields, with different font sizes.
The white tag also includes two countersunk holes to accommodate the screw or rivet.

NAME PLATE 1

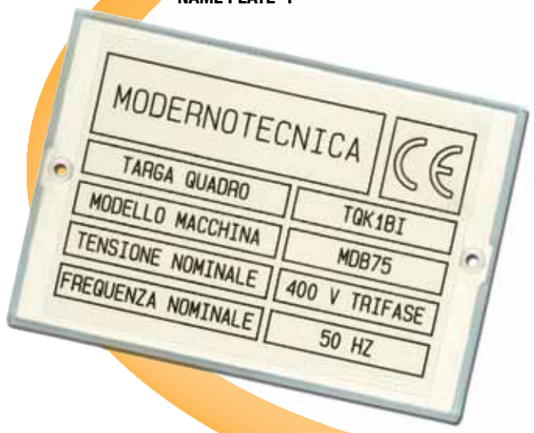

ACS TAGS	
TEMPERATURE RANGE	-40 TO 140°c
MATERIAL	POLYCARBONATE
SELF-EXTINGUISHING	UL94V0

ACS PLOTTER, JET ID AND JET ID BASIC

DESCRIPTION	CODE	PACK
Kit 1 with 10 white name plates and 10 clear covers	TQK1BI	1 kit
1 White name plates	TQ1BIA	20 pieces
1 clear cover	TQ1TRA	10 pieces
Kit 2 with 10 white name plates and 10 clear covers	TQK2BI	1 kit
2 White name plates	TQ2BIA	20 pieces
2 clear cover	TQ2TRA	10 pieces
BASE FOR NAME PLATE 1 AND 2 for Plotter and JET ID Basic	SAEKTQ	1 piece
Printer base for tag 1 and 2	PRIPTQ	1 piece



KIT 2 – Dimensions 100x60 mm

ACS ADHESIVE TAGS

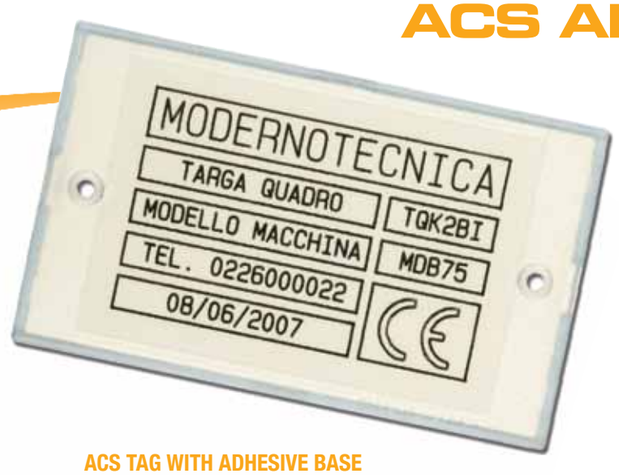

Name plate 2

The transparent part attaches to the white part, the right and left edges of the slide are matte to hide the head of the screw or rivet and give a cleaner line to the tag.
It is also possible to insert a polyester sheet, printable with a commercially available laser printer, between the tag and slide.
This solution offers limitless possibilities to customers' graphics needs.

ACS TAG WITH ADHESIVE BASE

ACS tag printable with ACS Plotter and JET ID E JET ID BASIC. The lower part of the tag is adhesive for rapid use inside panels.



CODE	DESCRIPTION	PACK	#TAGS PER TRAY
SA911A	Dimensions 9x11 mm White Adhesive Base	1400 pieces	44
SA915A	Dimensions 9x15 mm White Adhesive Base	1400 pieces	44
SA920A	Dimensions 9x20 mm White Adhesive Base	600 pieces	20
SAG92A	Dimensions 9x20 mm Yellow Adhesive Base	600 pieces	20
SA935A	Dimensions 9x35 mm White Adhesive Base	360 pieces	12
SAG93A	Dimensions 9x35 mm Yellow Adhesive Base	360 pieces	12
1517AD	Dimensions 15x17 mm White Adhesive Base	720 pieces	24
1527AD	Dimensions 15x27 mm White Adhesive Base	480 pieces	16
1549AD	Dimensions 15x49 mm White Adhesive Base	240 pieces	8
1567AD	Dimensions 15x67 mm White Adhesive Base	120 pieces	4

CODE	DESCRIPTION	DIMENSIONS OF	COLOUR	PACK	# LABELS PER SHEET
SQA67W	Adhesive PVC tags	67x15 mm	white	15 sheets	8
SQA67Y	Adhesive PVC tags	67x15 mm	yellow	15 sheets	8
SQA67M	Adhesive PVC tags	67x15 mm	silver	15 sheets	8
SQA18W	Adhesive PVC tags	27x18 mm	white	15 sheets	14
SQA18Y	Adhesive PVC tags	27x18 mm	yellow	15 sheets	14
SQA18M	Adhesive PVC tags	27x18 mm	silver	15 sheets	14
SQA17W	Adhesive PVC tags	17x15 mm	white	35 sheets	32
SQA17Y	Adhesive PVC tags	17x15 mm	yellow	35 sheets	32
SQA17M	Adhesive PVC tags	17x15 mm	silver	35 sheets	32
SQA50W	Adhesive PVC tags	50x15 mm	white	13 sheets	10
SQA50Y	Adhesive PVC tags	50x15 mm	yellow	13 sheets	10
SQA50M	Adhesive PVC tags	50x15 mm	silver	13 sheets	10
SQA27W	Adhesive PVC tags	27x15 mm	white	9 sheets	24
SQA27Y	Adhesive PVC tags	27x15 mm	yellow	9 sheets	24
SQA27M	Adhesive PVC tags	27x15 mm	silver	9 sheets	24
SQN20W	PVC modular sheets	125x20 mm	white	5 sheets	10
SQN20Y	PVC modular sheets	125x20 mm	yellow	5 sheets	10
SQN20M	PVC modular sheets	125x20 mm	silver	5 sheets	10
SQN15W	PVC modular sheets	125x15 mm	white	5 sheets	13
SQN15Y	PVC modular sheets	125x15 mm	yellow	5 sheets	13
SQN15M	PVC modular sheets	125x15 mm	silver	5 sheets	13
SMN11W	Strips for terminal blocks	130x11 mm	white	10 sheets	7
SMN11Y	Strips for terminal blocks	130x11 mm	yellow	10 sheets	7
SMN11M	Strips for terminal blocks	130x11 mm	silver	10 sheets	7
SMN06W	Strips for terminal blocks	130x6.3 mm	white	6 sheets	12
SMN06W	Strips for terminal blocks	130x6.3 mm	yellow	6 sheets	12
SMN06W	Strips for terminal blocks	130x6.3 mm	silver	6 sheets	12

ADHESIVE PVC TAGS

Tags with thickness 0,3 mm with adhesive 3M468
(codes from SQA67W to SQA27M)

PVC MODULAR STRIPS

Strips with thickness 0,3 mm with adhesive 3M468
(codes from SQN20W to SQN15M)

PVC STRIPS FOR TERMINAL BLOCKS

Strips with thickness 0.33 mm with adhesive 3M468 (codes from SMN11W to SMN06M)

SMN11W - SMN11Y - SMN11M identify 24 terminal blocks with thickness 5, suitable for ILME series CTF10L/CTL24L multi-polar connectors

SMN06W - SMN06Y - SMN06M identify Phoenix series ST terminal blocks and terminal block batteries Wago series 280 and Entrelec series ADO

PANEL FRONT ID

ACSI Engraving

LAMINATED SHEETS THICKNESS 0.8 BLACK / WHITE

DESCRIPTION	CODE	PACK
Laminated sheets N/B mm 200 x 140 – Non-adhesive	C2014N	24 sheets
Laminated sheets N/B mm 200 x 140 –Adhesive	C2014A	24 sheets
Laminated sheets N/B mm 300 x 610 – Non-adhesive	C08NLA	4 sheets
Laminated sheets N/B mm 300 x 610 –Adhesive	C08ALA	4 sheets

LAMINATED SHEETS THICKNESS 1.6 BLACK / WHITE

DESCRIPTION	CODE	PACK
Laminated sheets N/B mm 200 x 140 – Non-adhesive	C0000N	24 sheets
Laminated sheets N/B mm 200 x 140 –Adhesive	C0000A	24 sheets
Laminated sheets N/B mm 300 x 610 – Non-adhesive	C16NLA	4 sheets
Laminated sheets N/B mm 300 x 610 –Adhesive	C16ALA	4 sheets

ACSI ENGRAVING

Bi-laminated for engraving white lettering on a black background, adhesive or non-adhesive or cut into sheets, strips or tags. Black lettering on a white background available upon request.



LAMINATED SHEETS THICKNESS 1.6 BLACK / WHITE

DESCRIPTION	CODE	PACK
Laminated sheets mm 15 x 610 – Non-adhesive	C15NST	80 strips
Laminated sheets mm 20 x 610 – Non-adhesive	C20NST	60 strips
Laminated sheets mm 15 x 610 – Adhesive	C15AST	80 strips
Laminated sheets mm 20 x 610 – Adhesive	C20AST	60 strips



PANEL FRONT ID

ACSI Engraving

DESCRIPTION	CODE	PACK
Format mm 40 x 200 with 12 self-adhesive strips of format mm 430 x 15 each	43015A	1 sheet 12 strips
Format mm 230 x 230 with 14 self-adhesive strips of format mm 215 x 15 each	21515A	1 sheet 14 strips

For writing with plotter, use Plate: SA4070
Pen: 0.50 mm SAGN60 ink
We caution that writing with a Plotter and ink is suitable only for applications where the guarantee of engraved writing is not required.

STRIPS PACK LAMINATED SHEETS

White bi-laminated strips.
3M bi-adhesive type 467
Resistance to temperature: 150°C
Strips are cut from a single sheet.
They can be applied directly or inserted into a GDT43A channel plus a GDC043 cover.



T.C.S. TARGA COMPUTER SYSTEM

Bi-laminated white rounded adhesive tag sheets.
Laminated sheets 200x300 mm, thickness 0.8 mm.
3M HI Performance Adhesive.
Resistance to temperature 150 C°.
For pantograph engraving
For writing with a plotter, use pen 0.5 mm and SAGN60 ink. (We caution that writing with a Plotter and ink is suitable only for applications where the guarantee of engraved writing is not required.)

DESCRIPTION	CODE	PACK
Format 17.0 x 9.0 – 255 tags per sheet	FR1709	2 sheets
Format 22.0 x 22.0 – 84 tags per sheet	FR2222	2 sheets
Format 27.0 x 12.5 – 120 tags per sheet	FR2712	2 sheets
Format 27.0 x 16.0 – 100 tags per sheet	FR2716	2 sheets
Format 27.0 x 18.0 – 90 tags per sheet	FR2718	2 sheets
Format 27.0 x 27.0 – 60 tags per sheet	FR2727	2 sheets
Format 45.0 x 19.0 – 56 tags per sheet	FR4519	2 sheets
Format 70.0 x 35.0 – 20 tags per sheet	FR7035	2 sheets
Minimum 25 sheets for other formats (cost and delivery to be defined)	FRSPEC	25 sheets

BMP™21 PRINTER

Handheld Printer

BMP™21
LABEL PRINTER

BMP™21 - HANDHELD PRINTER

**The BMP™21 is a label machine that improves productivity and increases the level of accuracy and quality for a safer, more efficient work environment.
This printer is a labelling tool specifically designed for environments such as industrial environments, electrical plants, installations and data networks.
With this machine, you can print a label knowing that it will remain glued and legible for a long time.**

Superior quality and long life labels
- Labels adhere to any surface: smooth, curved, rough and very rough even in extreme temperatures.
- Labels understandable and accurate at all times
- Various types of labels to suit all types of application: cables, wires, terminal blocks, patch panels and more
- These vinyl labels last up to 10 years outdoors in extreme conditions

Robust and durable printer
- Durable design created for industrial environments
- Large LCD display
- Can be used with one hand
- Left-handed or standard cutting device activation
- Magnet and strap band for one-handed use
- Thermal transfer printing at 203 dpi
- Flashlight optional for non-illuminated environments



BMP™21 PRINTER

Handheld Printer

CHARACTERISTICS AND ADVANTAGES

- Serialization of data, symbols and bar codes.
- Access to 80 different symbols, including 48 general identification symbols, 19 electrical symbols and 13 datacom symbols.
- Internal memory for storing, retrieving and deleting label files
- Unit for holding labels as long as needed
- Optional flashlight for use in non-illuminated or narrow areas

PRODUCT DESCRIPTION

- One-handed operation
- Left-handed or standard cutting device activation
- Print on a variety of materials including high performance vinyl, heat shrink sleeves, self-laminating labels
- Six languages (English, Spanish, German, French, Italian and Dutch)
- 203 dpi
- Large LCD display
- Built-in buffer
- Bar code: 3 of 9 - 128
- Built-in memory
- Powered with 6 AA 1.5 Volt batteries
- Accessories: magnet, hard carrying case, multi-function kit, power supply

The multi-function kit includes
_Pliers
_Band
_Flashlight
_Case
Magnet





BRADY WHEN PERFORMANCE MATTERS MOST™ MT

BMP™21 PRINTER

Handheld Printer

CONSUMABLES

Type of material
- B-499 – Nylon
- B-595 – High-performance vinyl
- B-342 – PermaSleeve, heat shrink sleeve
- B-427 – Self-laminating labels for wires and cables
- B-461 – Self-laminating labels for tubes, medical sector



APPLICATIONS

Applications for DATACOMM
- patch panel
- faceplates
- data cables
- fibre optic cables
- active equipment

Electrical applications:
- Cable and wire identification
- Electrical panel interior and exterior
- Terminal blocks
- Identification of instrumentation and equipment

Applications for general labelling:
- Identification of equipment
- Labelling of shelves and containers
- Identification of assets
- Safety labelling or direction indication labelling
- Calibration labels





BMP™21	CODE	DESCRIPTION	TEXT COLOUR	WIDTH MM	LENGTH MM	
Printer						
BMP21-PRINTER	**110889***	BMP21 printer				
BMP21-HC	**110890**	BMP21 hard case				
BMP21-MAGNET	**110891**	Magnet for BMP21				
BMP21-TOOL	**110892**	Multi-function accessory				
BMP21-AC EUR	**110416**	EUR Power supply				
Nylon						
M21-375-499	**110893**	Nylon B499	Black on white	9.5	4.87	
M21-500-499	**110894**	Nylon B499	Black on white	12.7	4.87	
M21-750-499	**110895**	Nylon B499	Black on white	19.0	4.87	
Polyester						
M21-375-423	**110896**	White polyester B423	Black on white	9.5	6.40	
M21-500-423	**110897**	White polyester B423	Black on white	12.7	6.40	
M21-750-423	**110898**	White polyester B423	Black on white	19.0	6.40	
M21-375-43	**110899**	Clear polyester B430	Black on Transparent	9.5	6.40	
M21-500-430	**110900**	Clear polyester B430	Black on Transparent	12.7	6.40	
M21-750-430	**110901**	Clear polyester B430	Black on Transparent	19.0	6.40	
M21-375-461	**110931**	White polyester B461	Black on white	9.5	6.40	
M21-500-461	**110932**	White polyester B461	Black on white	12.7	6.40	
M21-750-461	**110933**	White polyester B461	Black on white	19.0	6.40	
M21-375-488	**110934**	White polyester B488	Black on white	9.5	6.40	
M21-500-488	**110935**	White polyester B488	Black on white	12.7	6.40	
M21-750-488	**110936**	White polyester B488	Black on white	19.0	6.40	
Permasleeve™						**Ø FILO min-max MM**
M21-125-C-342	**110923**	Permasleeve Heat Shrink Sleeve	Black on White	5.9	2.13	1.17-2.79
M21-187-C-342	**110924**	Permasleeve Heat Shrink Sleeve	Black on White	8.5	2.13	1.57-3.81
M21-250-C-342	**110925**	Permasleeve Heat Shrink Sleeve	Black on White	11.1	2.13	2.39-5.46
M21-375-C-342	**110926**	Permasleeve Heat Shrink Sleeve	Black on White	16.3	2.13	3.18-8.13
Self-laminating Vinyl						**max Ø filo MM**
M21-750-427	**110927**	Self-laminating Vinyl B427	Black on White	19.0	4.26	7
M21-1000-427	**110928**	Self-laminating Vinyl B427	Black on White	25.4	4.26	6
M21-1250-427	**110929**	Self-laminating Vinyl B427	Black on White	30.4	4.26	8
M21-1500-427	**110930**	Self-laminating Vinyl B427	Black on White	38.1	4.26	10
Vinyl						
M21-375-595-WT	**110902**	Vinyl for indoor/outdoor B580	Black on White	9.5	6.40	
M21-500-595-WT	**110903**	Vinyl for indoor/outdoor B580	Black on White	12.7	6.40	
M21-750-595-WT	**110904**	Vinyl for indoor/outdoor B580	Black on White	19.0	6.40	
M21-375-595-YL	**110905**	Vinyl for indoor/outdoor B580	Black on Yellow	9.5	6.40	
M21-500-595-YL	**110906**	Vinyl for indoor/outdoor B580	Black on Yellow	12.7	6.40	
M21-750-595-YL	**110907**	Vinyl for indoor/outdoor B580	Black on Yellow	19.0	6.40	
M21-375-595-BL	**110908**	Vinyl for indoor/outdoor B580	White on Blue	9.5	6.40	
M21-500-595-BL	**110909**	Vinyl for indoor/outdoor B580	White on Blue	12.7	6.40	
M21-750-595-BL	**110910**	Vinyl for indoor/outdoor B580	White on Blue	19.0	6.40	
M21-375-595-GN	**110911**	Vinyl for indoor/outdoor B580	White on Green	9.5	6.40	
M21-500-595-GN	**110912**	Vinyl for indoor/outdoor B580	White on Green	12.7	6.40	
M21-500-595-GN	**110913**	Vinyl for indoor/outdoor B580	White on Green	19.0	6.40	
M21-375-595-OR	**110914**	Vinyl for indoor/outdoor B580	Black on Orange	9.5	6.40	
M21-500-595-OR	**110915**	Vinyl for indoor/outdoor B580	Black on Orange	12.7	6.40	
M21-750-595-OR	**110916**	Vinyl for indoor/outdoor B580	Black on Orange	19.0	6.40	
M21-375-595-RD	**110917**	Vinyl for indoor/outdoor B580	White on Red	9.5	6.40	
M21-500-595-RD	**110918**	Vinyl for indoor/outdoor B580	White on Red	12.7	6.40	
M21-750-595-RD	**110919**	Vinyl for indoor/outdoor B580	White on Red	19.0	6.40	

*supplied in blister packs with a roll of M21-375-499 labels. Batteries not included.

BRADY WHEN PERFORMANCE MATTERS MOST™ MT

71 PRINTER

Handheld Printer

BMP™71 PRINTER

Handheld Printer

BMP™ 71
LABEL PRINTER



BMP™71, "A smart printer to print it all"

BMP™71 - HANDHELD PRINTER

BMP™71 is the most advanced Brady handheld printer for the identification of cables and wires in the telecommunications, structured wiring and networking, electrical and electro-mechanical sectors, for safety printing solutions (warning signs and pipe identification) in the process industry and for the printing of laboratory applications.

BMP71 is supplied in a hard carrying case with a battery pack, charger/ AC adapter, USB cable, TLS/HandiMark label roll adapter, cleaning kit, product CD (containing user manual, printer driver and tutorial), a quick start guide, M71-R6000 black ribbon, M71-31-423 die-cut labels and M71C-2000-580-WT ribbon.
Also available in combination with software packages.

BMP71	CODE	DESCRIPTION
BMP71-QWERTY-EU	710599	BMP71 printer EU version - keyboard: QWERTY
BMP71-QWERTY-EU + LM + MW	710639	BMP71 printer EU version - keyboard: QWERTY + LabelMark + Markware
BMP71-QWERTY-EU + MW	710634	BMP71 printer EU version - keyboard: QWERTY + Markware
BMP71-QWERTY-EU +LM	710629	BMP71 printer EU version - keyboard: QWERTY + LabelMark

MAIN PRINTER FEATURES



– Large full colour graphic LCD screen
– WYSIWYG interface
– Easy to load materials – insert and print
– A single printer for all applications
– Computer style keyboard, with choice of 4 different button layouts
– Independent operation
– Possibility of PC connection and use with Brady LabelMark™ and MarkWare™ software packages
– Quick print
– Printer can be used on site with long life battery
– Handle to easily carry the printer anywhere you need it
– Automatic font sizing
– Multilingual user interface
– All European character sets embedded in the printer
– Built-in bar code
– Automatic insertion of time/date
– over 500 graphic elements
– Applications for special labels
– Guided procedures for electrical, networking and safety labels

ACCESSORIES

BMP71	CODE	DESCRIPTION
M71-AC-EU	710612	European AC adapter BM71
M71-ADAPT	114887	Material roll adapters TLS/HM BMP71
M71-BATT	114885	Backup battery BMP71
M71-CLEAN	114886	Cleaning kit MBP71
M71-HC	114881	Hard case BMP71
M71-QC-EU	710614	European fast battery charger BM71
M71-SC	114882	Soft case BMP71

BRADY WHEN PERFORMANCE MATTERS MOST™ MT

71 PRINTER

Handheld Printer

MAIN MATERIAL FEATURES

- Smart cell Technology, which allows automatic recognition of all the materials and ribbons
- Widest variety of materials available on the market for standard and custom labels
- Can print on die-cut labels in continuous rolls, including PermaSleeves™, self-laminating labels and engraved EPREP labels (Engraved Plate Replacement)
- Label widths up to 50.80 mm
- Label lengths up to 101.60 cm
- Prints TLS2200® and HandiMark™ labels, including those in bulk packaging

APPLICATIONS

DATACOM SECTOR LABELLING APPLICATIONS:

- Identification of cables and wires, including self-laminating labels
- Patch panel
- Rack identification
- User point identification
- Identification of active equipment and instrumentation

LABELLING APPLICATIONS FOR THE ELECTRICAL SECTOR:

- Identification of cables and wires, including self-laminating labels
- Indoor and outdoor patch panels
- Terminal boards
- Nameplates and specifications
- Identification of tools and equipment

GENERAL IDENTIFICATION LABELLING APPLICATIONS:

- Identification of equipment
- Labels for containers and shelves
- Identification of goods
- Identification of safety/instructions
- Lean identification
- Container identification
- Calibration labels

SAFETY APPLICATIONS:

- Safety signs
- Identification of pipelines











BMP™71 PRINTER

Handheld Printer

TYPE	MATERIAL	OPERATING TEMPERATURE	APPLICATION	FEATURES	
B-109	Non-adhesive polyethylene, white or yellow	from -40° to +49°	Card for labelling bands for corrugated cables and wires	Anti-tear material, halogen-free	M71-R4300 M71-R6200
B-342	Polyolefin heat shrink, white or yellow	from -40° to +130°	Identification of wires and cables	Heat shrink shrining ratio 3:1, MIL and UL approval	M71-R4300 M71-R6600
B-412	Tag in polypropylene	from -40° to +100°	ID of assets, products, wires and cables	Designed for situations in which tensile strength is required	M71-R6200 M71-R4300
B-423	Polyester with adhesive permanent acrylic	from -40° to +120°	ID electronic PCB and components, bar code labels, name plates and outlets		M71-R6000 M71-R6900 (colours*)
B-425	Polypropylene with acrylic adhesive	from -40° to +100°	Wire and cable markers, P and T labels.	Excellent resistance to abrasion and smudging	M71-R4300 M71-R6900 (colours*)
B-427	Self-laminating vinyl, white plus protection	from -40° to +70°	Wires and cables	Optimal resistance to abrasion and solvents thanks to protective film	M71-R4300 M71-R6900 (colours*)
B -430	Transparent polyester with acrylic adhesive	from -70° to +100°	Name plates, general communications outlets	Highly adhesive, ideal for highly structured surfaces permanent and other surfaces on which adherence is difficult; translucent	M71-R6000 M71-R6900 (colours*)
B-486	Metallic polyester	from -40° to +120°	Nameplates and assets	Ultra-aggressive adhesive, matte UL/CSA	M71-R4300 M71-R6200
B-595	High-performance vinyl with acrylic adhesive permanen	from -40° to +82°	Safety identification, pipe marking	Average outdoor duration 8-10 years	M71-R6000 M71-R440D-WT M71-R6900 (colours*)
B-7593	Polyester foam adhesive, various colours	from -40° to +100°	Push button marking panel front	Optimal resistance to solvents, does not require tag holder	M71-R6000 M71-R440D-WT M71-R6900 (colours*)
B-7599	Polyethylene, yellow	max 50°	Insert for wire marking, does not require sleeve	Anti-tear material, halogen-free	M71-R6200
B-7643	Polyether tag polyurethane thermoplastic	from -40° to +90°	Wire and cable marking	Halogen-free, more colours available	M71-R6000 M71-R6900 (colours*)

These materials have dissipated static adhesives

These materials are UL recognised

These materials are CSA approved

Halogen-free (DIN VDE 0472/parts 815)

*Ribbon R-6900 is available in red, green, magenta, yellow and blue.

RIBBON	CODE	COLOUR	WIDTH (mm)	LENGTH (mm)	SPECIAL PROPERTIES
M71-R4300	114548	Black	50.80	46	High environmental resistance against smearing and chemicals. Reliable and accurate print quality to maximise bar code readability.
M71-R4400-WT	114550	White	50.80	46	High density ribbon with excellent solvent resistance, high heat and scratch resistance.
M71-R6000	114547	Black	50.80	46	High density ribbon with excellent solvent resistance, high heat and scratch resistance.
M71-R6200	114549	Black	50.80	46	Designed for labelling in difficult environmental situations. Excellent chemical, thermal and abrasion resistance.
M71-R6400	114556	Black	50.80	46	High density ribbon with excellent solvent resistance, high heat and scratch resistance.
M71-R6600	114557	Black	50.80	46	High density ribbon with excellent solvent resistance, high heat resistance and excellent stain resistance.
M71-R6800-WT	114558	White	50.80	46	High environmental resistance against smearing and chemicals. Reliable and accurate print quality to maximise bar code readability.
M71-R6900-BL	114552	Blue	50.80	46	High density ribbon with excellent solvent resistance, high heat and scratch resistance.
M71-R6900-GN	114553	Green	50.80	46	High density ribbon with excellent solvent resistance, high heat and scratch resistance.
M71-R6900-MA	114554	Magenta	50.80	46	High density ribbon with excellent solvent resistance, high heat and scratch resistance.
M71-R6900-RD	114551	Red	50.80	46	High density ribbon with excellent solvent resistance, high heat and scratch resistance.
M71-R6900-YL	114555	Yellow	50.80	46	High density ribbon with excellent solvent resistance, high heat and scratch resistance.

BRADY WHEN PERFORMANCE MATTERS MOST™ MT

71 PRINTER

Handheld Printer

BMP™71 PRINTER

Handheld Printer

• B-342 PERMASLEEVE – POLYOLEFIN: shrinking ratio 3:1, self-extinguishing, compliant with requirements of SAE AMS-DTL-23053/5 class 1, SAE-AS-81531, method MIL-STD-202 215K, UL224 recognised, pending acceptance by CSA

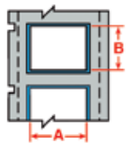

BMP71	CODE	COLOUR	WIDTH SHEETH A (mm)	HEIGHT SHEETH B (mm)	LABELS PER ROLL	MIN. DIAMETER OF WIRE (mm)	MAX DIAMETER OF WIRE (mm)
Permasleeve™							
BM71-1000-175-342	115007	White	44.83	42.16	500	11.43	24.13
BM71-125-1-342	115010	White	25.78	5.97	1000	1.17	2.79
BM71-125-1-342-YL	142699	Yellow	25.78	5.97	1000	1.17	2.79
BM71-125-175-342	115008	White	44.83	5.97	1000	1.17	2.79
BM71-125-175-342YL	115009	Yellow	44.83	5.97	1000	1.17	2.79
BM71-187-1-342	115088	White	25.78	8.51	1000	1.57	3.81
BM71-187-1-342YL	115013	Yellow	25.78	8.51	1000	1.57	3.81
BM71-187-175-342	115011	White	44.83	8.51	1000	1.57	3.81
BM71-187-175-342YL	115012	Yellow	44.83	8.51	1000	1.57	3.81
BM71-250-1-342	115016	White	25.78	11.15	1000	2.39	5.46
BM71-250-175-342	115014	White	44.83	11.15	1000	2.39	5.46
BM71-250-175-342YL	115015	Yellow	44.83	11.15	1000	2.39	5.46
BM71-375-1-342	115018	White	25.78	16.38	1000	3.18	8.13
BM71-375-175-342	115017	White	44.83	16.38	1000	3.18	8.13
BM71-500-1-342	115021	White	25.78	21.62	1000	4.75	11.43
BM71-500-1-342YL	115022	Yellow	25.78	21.62	1000	4.75	11.43
BM71-500-175-342	115019	White	44.83	21.62	1000	4.75	11.43
BM71-500-175-342YL	115020	Yellow	44.83	21.62	1000	4.75	11.43
BM71-94-1-342	115005	White	25.78	4.62	2500	0.58	2.03
BM71-94-1-342YL	115006	Yellow	25.78	4.62	2500	0.58	2.03
BM71-94-175-342	115003	White	44.83	4.62	2500	0.58	2.03
BM71-94-175-342YL	115004	Yellow	44.83	4.62	2500	0.58	2.03
BM71C-125-342	115118	White	15.24 m	5.97	1 (cont.)	1.17	2.79
BM71C-187-342	115119	White	15.24 m	8.51	1 (cont.)	1.57	3.81
BM71C-250-342	115120	White	15.24 m	11.15	1 (cont.)	2.39	5.46
BM71C-375-342	115121	White	15.24 m	16.38	1 (cont.)	3.18	8.13
BM71C-500-342	115122	White	15.24 m	21.62	1 (cont.)	4.75	11.43
BM71C-1000-342	115123	White	15.24 m	42.16	1 (cont.)	11.43	24.13
M71-1000-1-342	114927	White	25.78	42.16	50	11.43	24.13
M71-1000-1-342YL	114928	Yellow	25.78	42.16	50	11.43	24.13
M71-1000-175-342	114929	White	44.83	42.16	50	11.43	24.13
M71-1000-175-342YL	114930	Yellow	44.83	42.16	50	11.43	24.13
M71-125-1-342	115085	White	25.78	5.97	100	1.17	2.79
M71-125-1-342YL	114940	Yellow	25.78	5.97	100	1.17	2.79
M71-125-175-342	114941	White	44.83	5.97	100	1.17	2.79
M71-125-175-342YL	114942	Yellow	44.83	5.97	100	1.17	2.79
M71-187-1-342	115087	White	25.78	8.51	100	1.57	3.81
M71-187-1-342YL	114948	Yellow	25.78	8.51	100	1.57	3.81
M71-187-175-342	115084	White	44.83	8.51	100	1.57	3.81
M71-187-175-342YL	114949	Yellow	44.83	8.51	100	1.57	3.81
M71-250-1-342	115086	White	25.78	11.15	100	2.39	5.46
M71-250-1-342YL	114957	Yellow	25.78	11.15	100	2.39	5.46
M71-250-175-342	115083	White	44.83	11.15	100	2.39	5.46
M71-250-175-342YL	114958	Yellow	44.83	11.15	100	2.39	5.46
M71-375-1-342	114978	White	25.78	16.38	100	3.18	8.13
M71-375-1-342YL	114979	Yellow	25.78	16.38	100	3.18	8.13
M71-375-175-342	114980	White	44.83	16.38	100	3.18	8.13
M71-375-175-342YL	114981	Yellow	44.83	16.38	100	3.18	8.13

BMP71	CODE	COLOUR	WIDTH SHEETH A (mm)	HEIGHT SHEETH B (mm)	LABELS PER ROLL	MIN. DIAMETER OF WIRE (mm)	MAX DIAMETER OF WIRE (mm)
Permasleeve™							
M71-500-1-342	114984	White	25.78	21.62	100	4.75	11.43
M71-500-1-342YL	114985	Yellow	25.78	21.62	100	4.75	11.43
M71-500-175-342	114986	White	44.83	21.62	100	4.75	11.43
M71-500-175-342YL	114987	Yellow	44.83	21.62	100	4.75 1	1.43
M71-94-1-342	114995	White	25.78	4.62	100	0.58	2.03
M71-94-1-342YL	114996	Yellow	25.78	4.62	100	0.58	2.03
M71-94-175-342	114997	White	44.83	4.62	100	0.58	2.03
M71-94-175-342YL	114998	Yellow	44.83	4.62	100	0.58	2.03





• B-109 POLYETHYLENE: Provides extreme tensile strength and excellent performance at low temperatures; meets the requirements of DIN VDE 0472/part 815

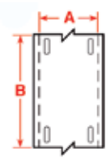

• B-7599 POLYETHYLENE: Yellow polyethylene coated tag suitable for permanent marking of terminals, electrical components and fibre optics installations

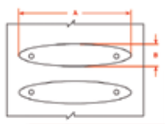

BMP71	CODE	COLOUR	WIDTH SHEETH A (mm)	HEIGHT SHEETH B (mm)	LABELS PER ROLL	DIAMETER OF WIRE (mm)
Polyethylene						
BM71-12-109	114867	White	19.05	76.20	1000	
BM71-60-109	622231	White	12.00	50.00	1000	
M71-12-109	114731	White	19.05	76.20	100	
M71-60-109	114988	White	12.00	50.00	100	
BM71R-1-7599-YL	622202	Yellow	22.90	5.20	2500	0.25–0.75
BM71R-2-7599-YL	622203	Yellow	23.00	5.20	2500	0.75–1.5
BM71R-3-7599-YL	622204	Yellow	25.00	5.70	2500	1.5–2.5
BM71R-4-7599-YL	622205	Yellow	26.00	7.00	2500	2.5–3.5
BM71R-5-7599-YL	622206	Yellow	41.00	11.00	2500	3.5–4.5

71 PRINTER

Handheld Printer

• B-7593 EPREP - EXPANDED LAMINATED POLYETHYLENE:

BRADY EPREP labels are innovative, specially designed to replace engraved tags and suitable for the identification of electrical components, patch panels, push buttons, breakers, etc.

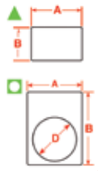

BMP71	CODE	COLOUR	WIDTH A (mm)	HEIGHT B (mm)	LABELS PER ROLL	DIAMETER D (mm)	DIAGRAM
Expanded laminated polyethylene							▲
BM71E-6-7593-SL	622215	Silver	45.00	15.00	500		▲
BM71E-6-7593-WT	622216	White	45.00	15.00	500		▲
M71EP-1-7593-SL	622218	Silver	27.00	8.00	250		▲
M71EP-1-7593-WT	622219	White	27.00	8.00	250		▲
M71EP-2-7593-SL	622220	Silver	27.00	12.50	250		▲
M71EP-2-7593-WT	622221	White	27.00	12.50	250		▲
M71EP-3-7593-SL	622222	Silver	27.00	15.00	150		▲
M71EP-3-7593-WT	622223	White	27.00	15.00	150		▲
M71EP-4-7593-SL	622224	Silver	27.00	18.00	150		▲
M71EP-4-7593-WT	622225	White	27.00	18.00	150		▲
M71EP-5-7593-BK	622207	Black	30.00	40.00	100	24.00	○
M71EP-5-7593-GN	622208	Green	30.00	40.00	100	24.00	○
M71EP-5-7593-RD	622209	Red	30.00	40.00	100	24.00	○
M71EP-5-7593-SL	622210	Silver	30.00	40.00	100	24.00	○
M71EP-5-7593-WT	622211	White	30.00	40.00	100	24.00	○
M71EP-5-7593-YL	622212	Yellow	30.00	40.00	100	24.00	○
M71EP-6-7593-BK	622213	Black	45.00	15.00	100		▲
M71EP-6-7593-RD	622214	Red	45.00	15.00	100		▲
M71EP-6-7593-YL	622217	Yellow	45.00	15.00	100		▲
M71EP-7-7593-SL	622226	Silver	35.00	18.00	100		▲
M71EP-7-7593-WT	622227	White	35.00	18.00	100		▲
M71EP-7-7593-YL	622228	Yellow	35.00	18.00	100		▲
M71EP-8-7593-SL	622229	Silver	48.00	19.00	125		▲
M71EP-8-7593-WT	622230	White	48.00	19.00	125		▲



BMP™71 PRINTER

Handheld Printer

• B-427 VINYL: resistant to water, oil, solvents and abrasion

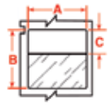

BMP71	CODE	COLOUR	WIDTH LABEL A (mm)	LABEL HEIGHT B (mm)	WRITE-ON HEIGHT C (mm)	LABELS PER ROLL	MIN. DIAMETER WIRE (mm)	MAX DIAMETER WIRE (mm)
Self-laminating Vinyl								
BM71-11-427	114871	White	19.05	12.70	9.53	5000	3.00	3.00
BM71-23-427	114874	White	25.40	101.60	25.40	1000	8.00	24.00
BM71-29-427	115032	White	38.10	12.70	12.70	5000	4.00	8.00
BM71-31-427	114876	White	38.10	25.40	12.70	2500	4.00	8.00
BM71-34-427	114879	White	38.10	152.40	38.10	500	12.00	17.00
M71-11-427	115103	White	19.05	12.70	9.53	500	3.00	3.00
M71-21-427	115101	White	25.40	63.50	19.05	100		
M71-21-427-YL	114951	Yellow	25.40	63.50	19.05	100		
M71-23-427	115089	White	25.40	101.60	25.40	100	8.00	24.00
M71-31-427	115100	White	38.10	25.40	12.70	250	4.00	8.00



• B-423 PERMANENT GLOSS POLYESTER

• B-428 PERMANENT METALLISED POLYESTER

• B-430 PERMANENT CLEAR POLYESTER

• B-486 METALLISED POLYESTER

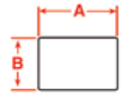

BMP71	CODE	COLOUR	WIDTH A (mm)	HEIGHT B (mm)	LABELS PER ROLL
Polyester					
M71-17-423	115111	White	25.40	12.70	500
M71-19-423	115113	White	25.40	25.40	250
M71-20-423	114775	White	50.80	12.70	100
M71-37-423	114823	White	76.20	48.26	100
M71-38-423	114826	White	101.60	48.26	100
M71-38-428	114827	Silver	101.60	48.26	100
M71C-500-430	104294	Clear glossy	12.70	15.24 m	1 (cont.)
M71-17-486	114749	Silver	25.40	12.70	500
M71-20-486	114779	Silver	50.80	25.40	100
M71-37-486	114825	Silver	76.20	48.26	100

- **B-595 INTERIOR / EXTERIOR VINYL:**
- **Brady vinyl ribbon for indoor/outdoor adheres well to pipes, walls, equipment, windows and most clean and dry surfaces.**
- **It adapts well to irregular, curved or rough surfaces and even resists grease, oil and most industrial chemicals.**
- **Average outdoor life 8–10** years with temperatures from -40+°C to 82+°C, can be applied to a temperature of -18+° C.**

BMP71	CODE	COLOUR	WIDTH A (mm)	LENGTH B (mm)
Indoor/Outdoor vinyl				
M71C-1000-595-BK	142341	Black	25.40	15.24
M71C-1000-595-BL	142342	Blue	25.40	15.24
M71C-1000-595-BR	142343	Brown	25.40	15.24
M71C-1000-595-CL	142344	Clear	25.40	15.24
M71C-1000-595-GD	142345	Gold	25.40	15.24
M71C-1000-595-GN	142346	Green	25.40	15.24
M71C-1000-595-GY	142347	Gray	25.40	15.24
M71C-1000-595-LB	142378	Light blue	25.40	15.24
M71C-1000-595-OC	142384	Ochre	25.40	15.24
M71C-1000-595-OR	142348	Orange	25.40	15.24
M71C-1000-595-PK	142381	Pink	25.40	15.24
M71C-1000-595-PL	142349	Purple	25.40	15.24
M71C-1000-595-RD	142350	Red	25.40	15.24
M71C-1000-595-SB	142387	Pale blue	25.40	15.24
M71C-1000-595-TN	142390	Beige	25.40	15.24
M71C-1000-595-WT	142351	White	25.40	15.24
M71C-1000-595-YL	142352	Yellow	25.40	15.24
M71C-2000-595-BK	142353	Black	50.80	15.24
M71C-2000-595-BL	142354	Blue	50.80	15.24
M71C-2000-595-BR	142355	Brown	50.80	15.24
M71C-2000-595-CL	142356	Clear	50.80	15.24
M71C-2000-595-GD	142357	Gold	50.80	15.24
M71C-2000-595-GN	142358	Green	50.80	15.24
M71C-2000-595-GY	142359	Gray	50.80	15.24
M71C-2000-595-LB	142377	Light blue	50.80	15.24
M71C-2000-595-OC	142383	Ochre	50.80	15.24
M71C-2000-595-OR	142360	Orange	50.80	15.24
M71C-2000-595-PK	142380	Pink	50.80	15.24
M71C-2000-595-PL	142361	Purple	50.80	15.24
M71C-2000-595-RD	142362	Red	50.80	15.24
M71C-2000-595-SB	142386	Pale blue	50.80	15.24
M71C-2000-595-TN	142389	Beige	50.80	15.24
M71C-2000-595-WT	142363	White	50.80	15.24
M71C-2000-595-YL	142364	Yellow	50.80	15.24
M71C-500-595-BK	142365	Black	12.70	15.24
M71C-500-595-BL	142366	Blue	12.70	15.24
M71C-500-595-BR	142367	Brown	12.70	15.24
M71C-500-595-CL	142368	Clear	12.70	15.24
M71C-500-595-GD	142369	Gold	12.70	15.24
M71C-500-595-GN	142370	Green	12.70	15.24
M71C-500-595-GY	142371	Gray	12.70	15.24
M71C-500-595-LB	142379	Light blue	12.70	15.24
M71C-500-595-OC	142385	Ochre	12.70	15.24
M71C-500-595-OR	142372	Orange	12.70	15.24
M71C-500-595-PK	142382	Pink	12.70	15.24
M71C-500-595-PL	142373	Purple	12.70	15.24
M71C-500-595-RD	142374	Red	12.70	15.24
M71C-500-595-SB	142388	Pale blue	12.70	15.24
M71C-500-595-TN	142391	Beige	12.70	15.24
M71C-500-595-WT	142375	White	12.70	15.24
M71C-500-595-YL	142376	Yellow	12.70	15.24

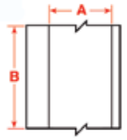



**** The average outdoor durability expectations of the product depend on user definition of malfunction, climatic conditions, mounting techniques and material colour. The estimated outdoor durability between 8 and 10 years is only for vinyl labels: Ribbon life may vary. For harsh environments and long-term exposure over time to the wind and rain, polyester film is recommended.**

- **B-7643: polyester polyurethane halogen-free tag material.**

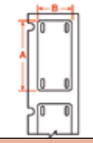

BMP71	CODE	COLOUR	WIDTH A (mm)	HEIGHT B (mm)	LABELS PER ROLL
HEATEX CABLE MARKERS					
BM71H-1-7643-WT	622236	White	60.00	10.00	250
BM71H-1-7643-YL	622237	Yellow	60.00	10.00	250
BM71H-2-7643-WT	622238	White	75.00	10.00	250
BM71H-2-7643-YL	622239	Yellow	75.00	10.00	250
BM71H-3-7643-WT	622240	White	75.00	25.00	250
BM71H-3-7643-YL	622241	Yellow	75.00	25.00	250

- **B-412 SEMI-RIGID POLYPROPYLENE TAG**
- **B-425 POLYPROPYLENE**

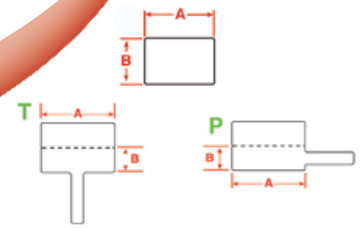

BMP71	CODE	WIDTH A (mm)	HEIGHT B (mm)	LABELS PER ROLL	DIAGRAM
Polypropylene					
M71C-230-412	114954	5.84	15.24 m	1 (cont.)	
M71C-375-412	115124	9.53	15.24 m	1 (cont.)	
M71C-500-412	104280	12.70	15.24 m	1 (cont.)	
M71C-625-412	104277	15.88	15.24 m	1 (cont.)	
M71C-785-412	115125	19.94	15.24 m	1 (cont.)	
M71FP-1-425	114705	30.00	10.00	250	P
M71FP-2-425	114926	30.00	10.00	250	P
M71FT-1-425	114706	44.45	12.70	250	T



LIST OF MATERIALS FOR TLS2200 PRINTER

TYPE	MATERIAL	OPERATING TEMPERATURE	APPLICATION	FEATURES
B-109	Non-adhesive polyethylene, white or yellow	from 40° to +49°	Card for labelling bands for corrugated cables and wires	Anti-tear material, halogen-free
B-342	Heat shrink polyolefin, white or yellow	from -40° to +130°	Cable and wire identification	Heat shrink, shrink ratio 3:1, MIL and UL approval
B-412				
B-423				
B-427	Self-laminating vinyl, white plus clear protection	from -40° to +70°	Wires and cables	Optimal resistance to abrasion and solvents thanks to the protective film
B-439	Continuous roll of vinyl, various colours	from -40° to +40°	General identification	Available in various colours, in three heights
B-486	Metallized polyester matte	from -40° to +120°	Nameplates and assets	Ultra-aggressive adhesive, UL/CSA
B-499	Nylon, yellow	from -40° to +90°	Electrical components (PLC, contactors, etc.)	Good resistance to oils, and temperatures, UL/CSA
B-7593	Adhesive polyester foam, various colours	from -40° to +100°	Front push button marking panel	Optimal resistance to solvents, does not require tag holder
B-7599	Polyethylene, yellow	max 50°	Insert for wire marking, does not require sleeve	Anti-tear material, halogen-free
B-7696	Non-adhesive coloured vinyl white	from -18° to +74°	Rigid insert for marking wires, requires sleeve ADEMARK	Optimal resistance to tearing, UL94V/0

With a ribbon, it is possible to print about 2.5 rolls of standard labels in rolls

RIBBONS

	DESCRIPTION	CODE
R-4310	Black ribbon	018558
R-6210*	Black ribbon	018560
*Ribbon supplied with printer		
R-6010	Black ribbon	018559
R-4410W	White ribbon	018705
R-4410B	Blue ribbon	018706
R-4410RD	Red ribbon	018704

TABLE FOR DEFINING WHICH RIBBON TO USE BASED ON LABEL MATERIAL

TYPE	MATERIAL	SERIES 4310 BLACK	SERIES 6210 BLACK	SERIES 6010 BLACK	SERIES 4410 COLOUR
B-109	Non-adhesive polyethylene	Suggested	Acceptable		
B-342	Heat shrink polyolefin	Suggested			
B-427	Self-laminating vinyl	Suggested	Acceptable		
B-439	Colour adhesive vinyl		Acceptable	Suggested	Acceptable
B-486	Metallized matte polyester	Suggested			
B-499	Nylon	Suggested	Acceptable		
B-7593	Polyester foam			Suggested	Acceptable
B-7599	Polyethylene, yellow	Suggested			
B-7696	Rigid non-adhesive vinyl			Suggested	

Self-laminating wire marker labels

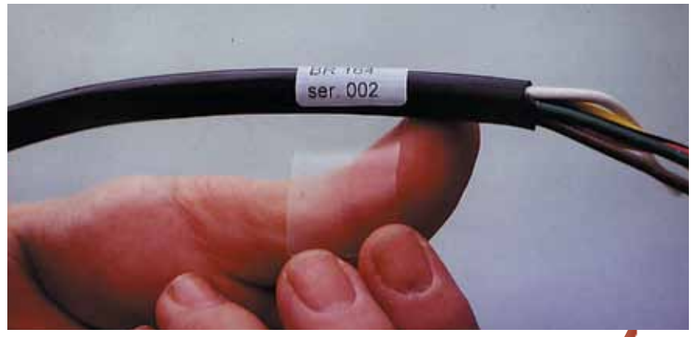

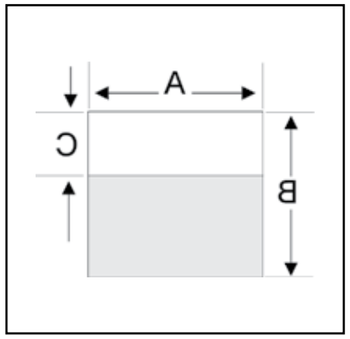

The articles coming in BULK packs have a description that begins with the letter B



Apply the printed area on the wire

Wrap the transparent area around the wire, covering the printed area

Once applied, the clear laminated area will permanently protect the text on the wire

SELF-LAMINATING WIRE MARKER LABELS IN SELF-LAMINATING VINYL B-427

DESCRIPTION	CODE	LABEL DIMENSIONS (AXB)	PRINT AREA HEIGHT (C)	WIRE DIAMETER	PACK	
PTL-11-427	018346	12.70 x 19.05 mm	9.53 mm	from 0.50 to 4 mm	500 pieces	
BPTL-11-427	018746	12.70 x 19.05 mm	9.53 mm	from 0.50 to 4 mm	5,000 pieces	BULK
PTL-29-427	018415	12.70 x 38.10 mm	12.70 mm	from 4mm to 8mm	500 pieces	
BPTL-29-427	018766	12.70 x 38.10 mm	12.70 mm	from 4 mm to 8mm	5,000 pieces	BULK
PTL-31-427	018428	25.40 x 38.10 mm	12.70 mm	from 4 mm to 8mm	250 pieces	
BPTL-31-427	018768	25.40 x 38.10 mm	12.70 mm	from 4mm to 8mm	250 pieces	BULK
PTL-21-427	018380	25.40 x 63.50 mm	19.05 mm	from 8 mm to 14mm	100 pieces	
BPTL-21-427	018762	25.40 x 63.50 mm	19.05 mm	from 8 mm to 14mm	1000 pieces	BULK
PTL-23-427	018389	25.40 x 101.60 mm	25.40 mm	from 14 mm to 25mm	100 pieces	
BPTL-23-427	018763	25.40 x 101.60 mm	25.40 mm	from 14 mm to 25mm	1,000 pieces	BULK
PTL-34-427	018436	38.10 x 152.40 mm	38.10 mm	from 25 mm to 37 mm	50 pieces	
BPTL-34-427	018771	38.10 x 152.40 mm	38.10 mm	from 25 mm to 37 mm	500 pieces	BULK

TLS 2200™ CONSUMABLES

Rigid insert





To be used with Ademark carriers from page 93 to page 93

TLS2200®
THERMAL LABELING SYSTEM

WIRE IDENTIFICATION WITH TYPE B-7696 NON-ADHESIVE VINYL INSERT TO BE USED WITH ADEMARK CARRIERS

DESCRIPTION	CODE	INSERT HEIGHT	LABEL LENGTH	PACK
BPTLRDS-10x4.4-7696	620559	4.4 mm	10 mm	2,500 pieces
BPTLRDS-12x4.4-7696	620560	4.4 mm	12 mm	2,500 pieces
BPTLRDS-16x4.4-7696	620561	4.4 mm	16 mm	2,500 pieces
BPTLRDS-23x4.4-7696	620562	4.4 mm	23 mm	2,500 pieces
BPTLRDS-30x4.4-7696	620563	4.4 mm	30 mm	2,500 pieces
PTLRDS-10x4.4-7696	620623	4.4 mm	10 mm	250 pieces
PTLRDS-12x4.4-7696	620624	4.4 mm	12 mm	250 pieces
PTLRDS-16x4.4-7696	620625	4.4 mm	16 mm	250 pieces
PTLRDS-23x4.4-7696	620626	4.4 mm	23 mm	250 pieces
PTLRDS-30x4.4-7696	620627	4.4 mm	30 mm	250 pieces

TLS 2200™ CONSUMABLES

Permasleeve Heat Shrink Sleeve



Features:

- Material: polyolefin B-342
- Shrink ratio: 3:1
- Self-extinguishing
- Compliant with AMS-DTL-23053/5 Class 1, SAE AS-81531, MIL-STD-202; method 215 and UL 224
- Colours: white and yellow



WIRE IDENTIFICATION WITH PERMASLEEVE HEAT SHRINK SLEEVE IN HEAT SHRINK POLYOLEFIN B-342 WHITE - LENGTH 25.78 MM

DESCRIPTION	CODE	DIMENSIONS OF	WIRE DIAMETER	PACK
PSPT-094-1W	018456	25.78 x 4.62 mm	from 0.58 to 2.03 mm	100 pieces
BPSPT-094-1W	018774	25.78 x 4.62 mm	from 0.58 to 2.03 mm	2.500 pieces
PSPT-125-1W	018457	25.78 x 5.96 mm	from 1.17 to 2.79 mm	100 pieces
BPSPT-125-1W	018776	25.78 x 5.96 mm	from 1.17 to 2.79 mm	1,000 pieces
PSPT-187-1W	018458	25.78 x 8.50 mm	from 1.57 to 3.81 mm	100 pieces
BPSPT-187-1W	018777	25.78 x 8.50 mm	from 1.57 to 3.81 mm	1,000 pieces
PSPT-250-1W	018459	25.78 x 11.50 mm	from 2.39 to 5.46 mm	100 pieces
BPSPT-250-1W	018780	25.78 x 11.50 mm	from 2.39 to 5.46 mm	1,000 pieces
PSPT-375-1W	018460	25.78 x 16.38 mm	from 3.18 to 8.13 mm	100 pieces
BPSPT-375-1W	018782	25.78 x 16.38 mm	from 3.18 to 8.13 mm	1,000 pieces
PSPT-500-1W	018461	25.78 x 21.61 mm	from 4.75 to 11.43 mm	100 pieces
BPSPT-500-1W	018787	25.78 x 21.61 mm	from 4.75 to 11.43 mm	1,000 pieces
PSPT-1000-1W	018462	25.78 x 42.16 mm	from 11.43 to 24.13 mm	50 pieces

Sleeve in pieces available upon request

WIRE IDENTIFICATION WITH PERMASLEEVE HEAT SHRINK SLEEVE IN HEAT SHRINK POLYOLEFIN B-342 WHITE - LENGTH 44.83 MM

DESCRIPTION	CODE	DIMENSIONS OF	WIRE DIAMETER	PACK
PSPT-094-175W	018463	44.83 x 4.62 mm	from 0.58 to 2.03 mm	100 pieces
BPSPT-094-175W	018773	44.83 x 4.62 mm	from 0.58 to 2.03 mm	2,500 pieces
PSPT-125-175W	018464	44.83 x 5.96 mm	from 1.17 to 2.79 mm	100 pieces
BPSPT-125-175W	018775	44.83 x 5.96 mm	from 1.17 to 2.79 mm	1,000 pieces
PSPT-187-175W	018465	44.83 x 8.50 mm	from 1.57 to 3.81 mm	100 pieces
BPSPT-187-175W	018778	44.83 x 8.50 mm	from 1.57 to 3.81 mm	1,000 pieces
PSPT-250-175W	018466	44.83 x 11.50 mm	from 2.39 to 5.46 mm	100 pieces
BPSPT-250-175W	018779	44.83 x 11.50 mm	from 2.39 to 5.46 mm	1,000 pieces
PSPT-375-175W	018467	44.83 x 16.38 mm	from 3.18 mm to 8.13 mm	100 pieces
BPSPT-375-175W	018781	44.83 x 16.38 mm	from 3.18 mm to 8.13 mm	1,000 pieces
PSPT-500-175W	018468	44.83 x 21.61 mm	from 4.75 mm to 11.43 mm	100 pieces
BPSPT-500-175W	018786	44.83 x 21.61 mm	from 4.75 mm to 11.43 mm	1,000 pieces
PSPT-1000-175W	018469	44.83 x 42.16 mm	from 11.43 mm to 24.13 mm	50 pieces
BPSPT-1000-175W	018788	44.83 x 42.16 mm	from 11.43 mm to 24.13 mm	500 pieces

Cut-length sleeves available upon request

TLS 2200™ CONSUMABLES

Permasleeve Heat Shrink Sleeve

TERMINAL BLOCK IDENTIFICATION IN MATERIAL B-430

DESCRIPTION	CODE	LABELS PER ROLL	DIMENSIONS LABEL A (mm)	DIMENSIONS LABEL B (mm)	RANGE OF CABLE DIAMETER (mm) MIN	RANGE OF CABLE DIAMETER (mm) MAX	AWG DIAM.*
Yellow, shrink ratio 3:1							
PSPT-094-1-YL	018480	100	25.78	4.62	0.58	2.03	28-18
PSPT-125-1-YL	018481	100	25.78	5.96	1.17	2.79	22-16
PSPT-187-1-YL	018482	100	25.78	8.50	1.57	3.81	18-12
PSPT-250-1-YL	018483	100	25.78	11.15	2.39	5.46	16-10
PSPT-375-1-YL	018484	100	25.78	16.38	3.18	8.13	12-6
PSPT-500-1-YL	018485	100	25.78	21.61	4.75	11.43	8-1
PSPT-1000-1-YL	018486	50	25.78	42.16	11.43	24.13	1-500

***Based on protection measurements by the National Electrical Code of THHN Wire**
Note: labels are listed in order of width, height, material

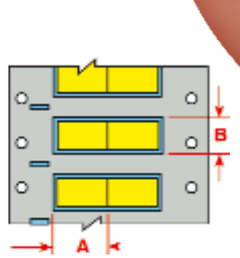



TERMINAL BLOCK IDENTIFICATION IN MATERIAL B-430

DESCRIPTION	CODE	LABELS PER ROLL	DIMENSIONS LABEL A (mm)	DIMENSIONS LABEL B (mm)	RANGE OF CABLE DIAMETER (mm) MIN	RANGE OF CABLE DIAMETER (mm) MAX	AWG DIAM.*
25.78 mm Sleeve width							
Yellow, shrink ratio 3:1							
PSPT-094-1-YL	018480	100	25.78	4.62	0.58	2.03	28-18
PSPT-125-1-YL	018481	100	25.78	5.96	1.17	2.79	22-16
PSPT-187-1-YL	018482	100	25.78	8.50	1.57	3.81	18-12
PSPT-250-1-YL	018483	100	25.78	11.15	2.39	5.46	16-10
PSPT-375-1-YL	018484	100	25.78	16.38	3.18	8.13	12-6
PSPT-500-1-YL	018485	100	25.78	21.61	4.75	11.43	8-1
PSPT-1000-1-YL	018486	50	25.78	42.16	11.43	24.13	1-500

***Based on protection measurements by the National Electrical Code of THHN Wire**
Note: labels are listed in order of width, height, material

TLS 2200™ CONSUMABLES

Permasleeve Heat Shrink Sleeve

TERMINAL BLOCK IDENTIFICATION IN MATERIAL B-430

DESCRIPTION	CODE	SLEEVES PER ROLL	SLEEVE DIMENSIONS A (mm)	B (mm)	RANGE OF CABLE DIAMETER MIN (mm)	AWG DIAM.	MAX CHARACTERS PER LINE OF FONT: APPROX.*	MAX LINES OF TEXT PER FONT: 2	2
44.83 mm Sleeve width									
Yellow, shrinkage ratio 3:1									
PSPT-094-175-YL	018487	100	44.83	4.62	0.58	2.03	28-18	41	1
PSPT-125-175-YL	018488	100	44.83	5.96	1.17	2.79	22-16	41	1
BPSPT-125-175-YL	217030	1000	44.83	5.96	1.17	2.79	22-16	22	1
PSPT-187-175-YL	018489	100	44.83	8.50	1.57	3.81	18-12	41	3
BPSPT-187-175-YL	217031	1000	44.83	8.50	1.57	3.81	18-12	22	2
PSPT-250-175-YL	018490	100	44.83	11.15	2.39	5.46	16-10	41	3
BPSPT-250-175YL	217032	1000	44.83	11.15	2.39	5.46	16-10	22	3
PSPT-375-175-YL	018491	100	44.83	16.38	3.18	8.13	12-6	41	5
PSPT-500-175-YL	018492	100	44.83	21.61	4.75	11.43	8-1	41	7
PSPT-1000-175-YL	018493	50	44.83	42.16	11.43	24.13	1-500	41	16

***Based on protection measurements by the National Electrical Code of THHN Wire**
Note: labels are listed in order of width, height, material

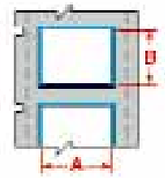



TLS 2200™ CONSUMABLES

Labels for terminal block marking

TERMINAL BLOCK IDENTIFICATION IN MATERIAL B-430

CODE	DESCRIPTION	DIMENSIONS	PACKAGE	MATERIAL	RIBBON
F10046	PTL-9x4,5-430	9x4,5 mm	1 roll = 750 label	Transparent polyester	R-6010

IDENTIFICATION FOR B-430 MATERIAL TERMINAL BLOCKS

1. Print the adhesive label
2. Position the label on the terminal block tag



TLS 2200™ CONSUMABLES

Non-adhesive continuous rolls

B-412 WHITE POLYPROPYLENE



CONTINUOUS ROLL FOR PATCH PANELS AND COMPONENTS POLYPROPYLENE B-412

REFERENCE	CODE	LABELS PER ROLL	MATERIAL	LABEL COLOUR	LABEL HEIGHT A (mm)	LENGTH PER ROW PER FONT B (mm)
PTL-55-412	018742	Cont.	Polypropylene	White	5.84	15 m
PTL-56-412	018611	Cont.	Polypropylene	White	9.53	15.24 m
PTL-57-412	018610	Cont.	Polypropylene	White	12.70	15.24 m
PTL-58-412	018743	Cont.	Polypropylene	White	13.59	15.24 m
PTL-59-412	018744	Cont.	Polypropylene	White	19.97	15.24 m

B-430 CLEAR POLYESTER



PATCH PANEL IDENTIFICATION - CONTINUOUS ROLL RIBBON IN ADHESIVE B-430 CLEAR POLYESTER

ORDER REFERENCE	CODE	LABELS PER ROLL	MATERIAL	COLOUR	LABEL WIDTH A (mm)	HEIGHT LABEL B (mm)
12.70 mm Sleeve width						
PTL-8-430	018332	Cont.	Polyester	Transparent	12.70	15.24 m

BRADY WHEN PERFORMANCE MATTERS MOST™ MT

TLS 2200™ CONSUMABLES

Non-Adhesive "Rapido" WIRE MARKER CARD



TLS2200® THERMAL LABELING SYSTEM

BANDS OF CABLES OR CONDUITS WITH NON-ADHESIVE B-109 POLYETHYLENE CARD

(White or yellow)

DESCRIPTION	CODE	DIMENSIONS OF	COLOUR	PACK
PTL-60-109	217004	12 x 50 mm	White	100 pieces
PTL-12-109	018347	19.05 x 76.20 mm	White	100 pieces
PTL-12-109-YL	217064	19.05 x 76.20 mm	Yellow	100 pieces
BPTL-12-109	018784	19.05 x 76.20 mm	White	1,000 pieces

'RAPIDO' SYSTEM
No sleeve required






WIRE IDENTIFICATION WITH "RAPIDO" SYSTEM - YELLOW IN B-109 POLYETHYLENE

DESCRIPTION	CODE	DIMENSIONS	WIRE DIAMETER	PACK
BPTL-01-7599-YL	620002	22.9 x 5.2 mm	0.25 – 0.75 mm	2,500 pieces
BPTL-02-7599-YL	620003	23 x 5.2 mm	0.75 – 1. 5 mm	2,500 pieces
BPTL-03-7599-YL	620004	25 x 5.7 mm	1.5 – 2.5 mm	2,500 pieces
BPTL-04-7599-YL	620005	26 x 7 mm	2.5 – 3.5 mm	2,500 pieces
BPTL-05-7599-YL	620006	41 x 11 mm	3.5 – 4. 5 mm	2,500 pieces

Available also in BULK packs

TLS 2200™ CONSUMABLES

EPREP Series Engraved Plate Replacement Labels



EPREP SERIES ENGRAVED PLATE REPLACEMENT LABELS IN ADHESIVE POLYESTER FOAM B-7593

These tags are specific for front panel indelible marking, with industrial adhesive suitable for textured surfaces, available in various colours.

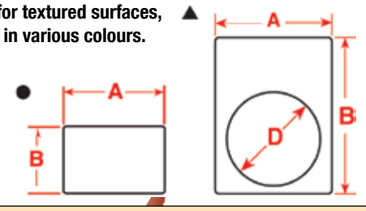



DIAGRAM	DESCRIPTION	CODE	PACK	COLOUR	DIMENSION (AXB mm)	DIMENSIONS (D mm)
○	PTLEP-01-7593-WT	802255	250 pieces	White	27 x 8	
○	PTLEP-01-7593-SV	802256	250 pieces	Silver	27 x 8	
○	PTLEP-01-7593-BK	802257	250 pieces	Black	27 x 8	
○	PTLEP-01-7593-RD	802258	250 pieces	Red	27 x 8	
○	PTLEP-01-7593-GR	802259	250 pieces	Green	27 x 8	
○	PTLEP-01-7593-YL	802260	250 pieces	Yellow	27 x 8	
○	PTLEP-02-7593-WT	802261	250 pieces	White	27 x 12,.5	
○	PTLEP-02-7593-SV	802262	250 pieces	Silver	27 x 12.5	
○	PTLEP-01-7593-BK	802263	250 pieces	Black	27 x 12.5	
○	PTLEP-02-7593-RD	802264	250 pieces	Red	27 x 12.5	
○	PTLEP-02-7593-GR	802265	250 pieces	Green	27 x 12.5	
○	PTLEP-02-7593-YL	802266	250 pieces	Yellow	27 x 12.5	
○	PTLEP-03-7593-WT	802267	150 pieces	White	27 x 15	
○	PTLEP-03-7593-SV	802268	150 pieces	Silver	27 x 15	
○	PTLEP-03-7593-BK	802269	150 pieces	Black	27 x 15	
○	PTLEP-03-7593-RD	802270	150 pieces	Red	27 x 15	
○	PTLEP-03-7593-GR	802271	150 pieces	Green	27 x 15	
○	PTLEP-03-7593-YL	802272	150 pieces	Yellow	27 x 15	
○	PTLEP-04-7593-WT	802273	150 pieces	White	27 x 18	
○	PTLEP-04-7593-SV	802274	150 pieces	Silver	27 x 18	
○	PTLEP-04-7593-BK	802275	150 pieces	Black	27 x 18	
○	PTLEP-04-7593-RD	802276	150 pieces	Red	27 x 18	
○	PTLEP-04-7593-GR	802277	150 pieces	Green	27 x 18	
○	PTLEP-04-7593-YL	802278	150 pieces	Yellow	27 x 18	
△	PTLEP-05-7593-WT	802279	100 pieces	White	30 x 40	24-fanfolded
△	PTLEP-05-7593-SV	802280	100 pieces	Silver	30 x 40	24-fanfolded
△	PTLEP-05-7593-BK	802281	100 pieces	Black	30 x 40	24-fanfolded
△	PTLEP-05-7593-RD	802282	100 pieces	Red	30 x 40	24-fanfolded
△	PTLEP-05-7593-GR	802283	100 pieces	Green	30 x 40	24-fanfolded
△	PTLEP-05-7593-YL	802284	100 pieces	Yellow	30 x 40	24-fanfolded
○	PTLEP-06-7593-BK	620391	100 pieces	Black	45 x 15	24-fanfolded
○	PTLEP-06-7593-RD	802282	100 pieces	Red	45 x 15	24-fanfolded
○	BPTLEP-06-7593-WT	805538	500 pieces	White	45 x 15	
○	PTLEP-06-7593-YL	805539	100 pieces	Yellow	45 x 15	24-fanfolded
○	BPTLEP-06-7593-SV	805788	500 pieces	Silver	45 x 15	
○	PTLEP-07-7593-WT	620367	100 pieces	White	35 x 18	
○	PTLEP-07-7593-SV	620368	100 pieces	Silver	35 x 18	
○	PTLEP-07-7593-BK	620369	100 pieces	White	35 x 18	
○	PTLEP-07-7593-YL	620370	100 pieces	Yellow	35 x 18	
○	PTLEP-07-7593-WT	620454	100 pieces	White	48 x 19	
○	PTLEP-07-7593-SV	620455	100 pieces	White	48 x 19	
○	PTLEP-07-7593-BK	620456	100 pieces	White	48 x 19	
○	PTLEP-07-7593-YL	620457	100 pieces	White	48 x 19	



TLS 2200™ CONSUMABLES

Component identification
Labels for Name Plates

COMPONENT IDENTIFICATION (PLC, CONTACTORS, ETC.) WITH YELLOW NYLON LABELS IN NYLON B-499

DESCRIPTION	CODE	DIMENSIONS (mm)	PACK
PTL-47-499-YL	217000	20x8	750 pieces
PTL-67-499-YL	217052	15x9	750 pieces
PTL-41-499-YL	620429	16x5	750 pieces

LABEL FOR NAME PLATES IN METALLIZED POLYESTER B-486

DESCRIPTION	CODE	DIMENSIONS (mm)	COLOUR	PACK
PTL-17-486	018728	25.4 x 12.7	Metallic gray Matte	500 pieces
PTL-20-486	018730	50.8 x 25.4	Metallic gray Matte	100 pieces
PTL-37-486	018722	76,2 x 48,26	Metallic gray Matte	100 pieces
PTL-38-486	018723	101.6 x 48.26	Metallic gray Matte	100 pieces

LABEL FOR NAME PLATES IN WHITE POLYESTER B-423

ORDER REFERENCE	CODE	PIECES PER PACK	MATERIAL	COLOUR	LABEL WIDTH (mm)	LABEL HEIGHT (mm)
PTL-19-423	018372	250	Polyester	White	25.40	25.40
PTL-17-423	018363	500	Polyester	White	25.40	12.70
PTL-20-423	018375	100	Polyester	White	50.80	25.40
PTL-37-423	018443	100	Polyester	White	76.20	48.26
PTL-38-423	018448	100	Polyester	White	101.60	48.26

EPREP – MATERIAL B-7593

CODE	DESCRIPTION	WIDTH	HEIGHT	COLOUR	PIECES	FORMAT
622130	PTLEP-09-7593-WT	25	75	White	100	in continuous module
622131	PTLEP-09-7593-YT	25	75	Yellow	100	in continuous module
622132	PTLEP-10-7593-WT	25	100	White	100	in continuous module
622133	PTLEP-10-7593-YT	25	100	Yellow	100	in continuous module

HOW TO PRINT EPREP IN FANFOLDED PACKS WITH THE TLS2200 PRINTER

1 
Install the guide (contained in the pack)

2 
In the related housing, install the core with the microchip (contained in the pack)

3 
Drag the labels through the feeder

4 
Type text

5 
Your label is ready



TLS 2200™ CONSUMABLES

Continuous vinyl rolls - Custom labels upon customer request

B-439 VINYL CONTINUOUS ROLLS

DESCRIPTION	CODE	HEIGHT	LENGTH	COLOUR
PTL-8-439	018629	12.7 mm	15 metres	White
PTL-8-439-BK	011187	12.7 mm	15 metres	Black
PTL-8-439-BL	011177	12.7 mm	15 metres	Blue
PTL-8-439-GN	011176	12.7 mm	15 metres	Green
PTL-8-439-OR	018630	12.7 mm	15 metres	Orange
PTL-8-439-RD	018679	12.7 mm	15 metres	Red
PTL-8-439-YL	018631	12.7 mm	15 metres	Yellow
PTL-42-439	018617	25.4 mm	15 metres	White
PTL-42-439-BK	011188	25.4 mm	15 metres	Black
PTL-42-439-BL	011179	25.4 mm	15 metres	Blue
PTL-42-439-GN	011178	25.4 mm	15 metres	Green
PTL-42-439-OR	018623	25.4 mm	15 metres	Orange
PTL-42-439-RD	018680	25.4 mm	15 metres	Red
PTL-42--439-YL	018625	25.4 mm	15 metres	Yellow
PTL-43-439	018620	48.26 mm	15 metres	White
PTL-43-439-BK	011189	48.26 mm	15 metres	Black
PTL-43-439-BL	011181	48.26 mm	15 metres	Blue
PTL-43-439-GN	011180	48.26 mm	15 metres	Green
PTL-43-439-OR	018624	48.26 mm	15 metres	Orange
PTL-43-439-RD	018681	48.26 mm	15 metres	Red
PTL-43--439-YL	018626	48.26 mm	15 metres	Yellow

Items sold in single packages

CUSTOM LABELS

We create labels based on Customer requests, with or without pre-printed logo, in various sizes and shapes. Contact our Sales Department for further information



BRADY WHEN PERFORMANCE MATTERS MOST™ MT

THERMAL TRANSFER PRINTER BBP11

BBP11 PRINTER

Features:
- a single button for operation
- Double-hull construction
- Three communication interfaces
- 101 mm printing width
- standard ethernet10/100 connection
- external roll holder support (for rolls with 76 mm core)
- 2 MB flash memory; 8 MB sDrAM, expandable to 4 GB
- 300 dpi resolution

Applications:
- General identification
- Name Plates
- Cable and wire identification

Pack contents:
- printer
- power supply
- USB cable
- Quick start guide
- Product CD
- software included
  Instructions for installing thermal drivers

Consumables:
- Labels
76 mm core (require an external support)
- ribbons
12.7 mm core, ink wound externally

Compatible consumables same as printable with the BP Pr

The BBP11 prints on the following materials:
- Self-laminating
- Polyester
- Heat shrink sleeves (permasleeve/heatex)
- EPREP



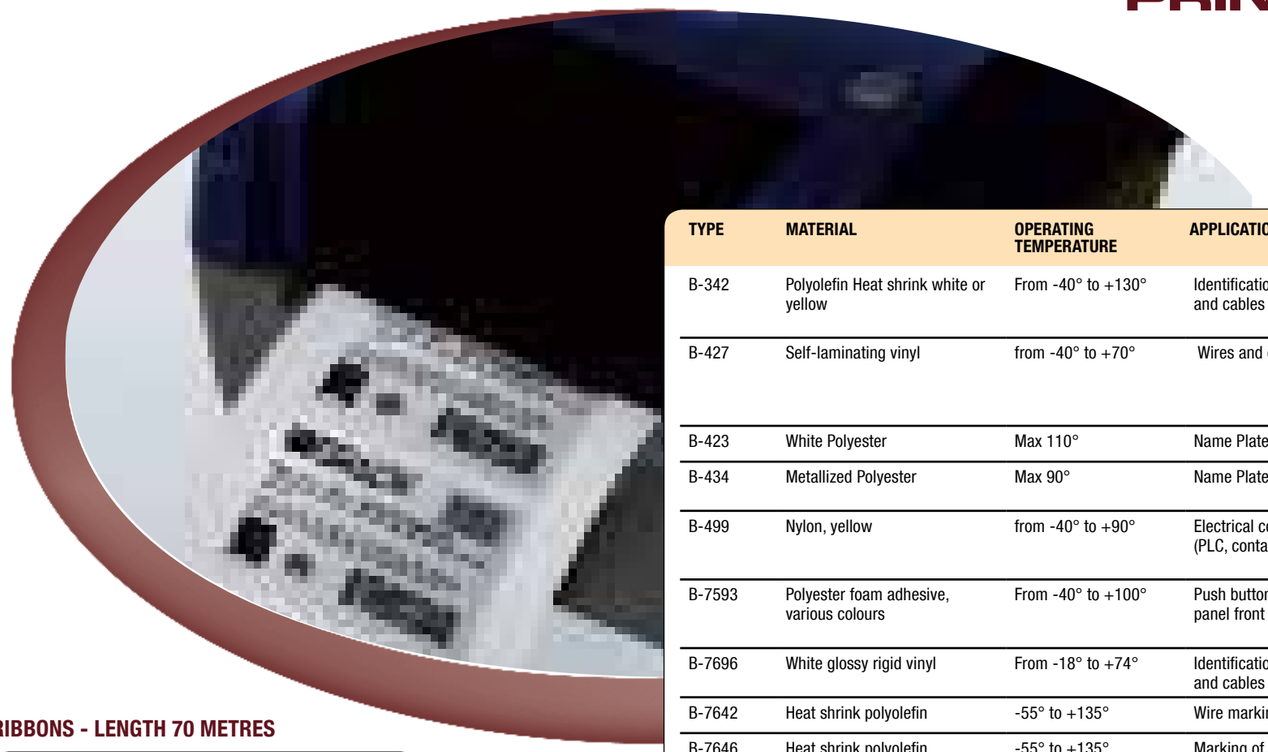

RIBBONS - LENGTH 70 METRES

CODE	DESCRIPTION	MATERIAL
804447	R-7942 110mm x 70m	Wax
804448	R-7942 85mmx70m	Wax
804449	R-7953 110mmx70m	Wax/Resin
804450	R-7953 65mmx70m	Wax/Resin
804451	R-7953 85mmx70m	Wax/Resin
804452	R-7964 110mmx70m	Wax
804453	R-7964 65mmx70m	Wax
804454	R-7950 B 110mmx70m	Wax/Resin
804455	R-7950 G 110mmx70m	Wax/Resin
804456	R-7950 R110 110mmx70m	Wax/Resin
804457	R-7940 110mmx70m	Wax
804458	R-7940 35mmx70m	Wax
804459	R-7940 65mmx70m	Wax
804460	R-7940 85mmx70m	Wax
804461	R-7990 B 110mmx70m	Resin
804462	R-7990 G 110mmx70m	Resin
804463	R-7990 R 110mmx70m	Resin
804464	R-7990 W 110mmx70m	Resin
804465	R-7950 110mmx70m	Wax/Resin
804466	R-7950 35mmx70m	Wax/Resin
804467	R-7950 65mmx70m	Wax/Resin
804468	R-7950 85mmx70m	Wax/Resin
804469	R-7960 110mmx70m	Resin
804470	R-7960 35mmx70m	Resin
804471	R-7960 65mmx70m	Resin
804472	R-7960 85mmx70m	Resin
804473	R-6000 110mmx70m	Resin
804474	R-6000 65mmx70m	Resin

THERMAL TRANSFER PRINTER BBP11

MATERIALS LIST

TYPE	MATERIAL	OPERATING TEMPERATURE	APPLICATION	FEATURES	RIBBON
B-342	Polyolefin Heat shrink white or yellow	From -40° to +130°	Identification of wires and cables	Heat shrink shrink ratio 3:1 MIL and UL approval	Series 7950
B-427	Self-laminating vinyl	from -40° to +70°	Wires and cables	Optimal resistance to abrasion and to solvents thanks to the protective film	Series 7950
B-423	White Polyester	Max 110°	Name Plates		Series 6000
B-434	Metallized Polyester	Max 90°	Name Plates	Suitable for rough surfaces	Series 6000
B-499	Nylon, yellow	from -40° to +90°	Electrical components (PLC, contactors, etc.)	Good resistance to oils and temperatures, UL/ CSA	Series 7961
B-7593	Polyester foam adhesive, various colours	From -40° to +100°	Push button marking panel front	Optimal resistance to solvents does not requi-re tag holder coloured	Series 6000
B-7696	White glossy rigid vinyl	From -18° to +74°	Identification of wires and cables	UL94V0	Series 6000
B-7642	Heat shrink polyolefin	-55° to +135°	Wire marking	Flame retardant	Series 7950
B-7646	Heat shrink polyolefin	-55° to +135°	Marking of cables and wires	Diesel resistant	Series 6600
B-7641	Heat shrink polyolefin	-30° to +105°	Marking of cables and wires	Halogen-free flame retardant	Series 6000

TYPE	MATERIAL	OPERATING TEMPERATURE	COLOUR	FINISH	APPLICATION	RIBBON
B-424	white paper	From -40° to +50°C	White	Matte	bar code and general ID	Series 7950
B-423	polyester	From -70° to +110°C	White	Glossy	PBC electronics and components, bar codes and name plates	Series 6000
B-483	polyester	From -40° to +120°C	White	Glossy	General ID	Series 6000
B-486	polyester metallized	From -40° to +120°C	Silver	Matte	Name Plates Electrical component ID	Series 7950



ORDER CODE

CODE	DESCRIPTION	
361061	BBP11-C	Cutter
361062	BBP11-SK	External keyboard
361064	BBP11-VP	Film peeler
361065	BBP11-U	3” external roll holder support*
361079	BBP11	carrying case
361077	BBP11-34L Printer	83 mm x 300 metres
R-4407W	White ribbon	110 mm x 300 metres
R-6602	Black ribbon	83 mm x 300 metres

* ROLL HOLDER MUST BE ORDERED SEPARATELY

BRADY MT WHEN PERFORMANCE MATTERS MOST™

BP PRECISION 300 PLUS PRINTER

The BP PRECISION 300 PLUS BRADY printer is the professional solution for label printing in the electrical, electro-mechanical and electronic sectors.
This printer is suitable for production needs and is distinguished by its absolute simplicity of use.





FEATURES

Flexibility and simplicity of use
Extreme simplicity in changing labels and ribbons

WIDE RANGE OF PRINT MATERIALS

Wide range of print material, from labels to rating plates to heat shrink sleeves to wire marker rigid inserts

SIMPLE TO CALIBRATE

Possibility of frequent changes of material while maintaining precision printing of labels and avoiding label waste

LARGE DISPLAY

4-line back-lit display

PUNCHER



DESCRIPTION	CODE
BP-PR300Plus: Printer 300 dpi	360542
* Cutter Cu4: Cutter	360007
Cutter Tray Cu4: Cutter Tray	360008
PUNCHER PCU/4	360923

*The cutter is not built into the machine.

SPECIFICATIONS

- Print resolution 300 dpi
- Print speed: from 50.8 to 254.00 mm/s
- Minimum label height: 5mm
- Maximum printing width: 105.6 mm
- Use: 14 hours per day, 5 days per week
- Connections: serial, USB, network card (parallel is available on request)
- Processor frequency: 32 Bit Motorola 64 Hz
- RAM: 16 M with expansion up to 512 M with flash card
- Printing width: 11.4 cm
- Software included

BP PRECISION 300 PLUS PRINTER



LIST OF MATERIALS FOR BP PRECISION PRINTER

TYPE	MATERIAL	OPERATING TEMPERATURE	APPLICATION	FEATURES	RIBBON
B-342	Polyolefin Heat shrink white or yellow	From -40° to +130°	identification of wires and cables	Heat shrink shrink ratio 3:1 MIL and UL approval	Series 4300
B-427YL	Self-laminating vinyl	from -40° to +70°	Wires and cables	Optimal resistance to abrasion and to solvents thanks to the protective film	Series 4300
B-423YL	White Polyester	Max 110°	Name Plates		Series 6000
B-434YL	Metallized Polyester	Max 90°	Name Plates	Suitable for rough surfaces	Series 6000
B-499YL	Nylon, yellow	from -40° to +90°	Electrical components (PLC, contactors, etc.)	Good resistance to oils and temperatures, UL/ CSA	Series 4300
B-7593	Polyester foam adhesive, various colours	From -40° to +100°	Push button marking panel front	Optimal resistance to solvents does not require tag holder	Series 6000 Series 4400
B-7696	White glossy rigid vinyl	From -18° to +74°	Identification of wires and cables	UL94V0	Series 6000
B-7642	Heat shrink polyolefin	-55° to +135°	Wire marking	Flame retardant	Series 6000
B-7646	Heat shrink polyolefin	-55° to +135°	Wire marking	Diesel resistant	Series 6000
B-7641	Heat shrink polyolefin	-55° to +105°	Marking of cables and wires	Halogen-free flame retardant	Series 6000

TYPE	MATERIAL	OPERATING TEMPERATURE	COLOUR	FINISH	APPLICATION	RIBBON
B-424	white paper	From -40° to +50°C	White	Matte	bar code and general ID	Series 4300
B-423	polyester	From -70° to +110°C	White	Glossy	PBC electronics and components, bar codes and name plates	Series 6000
B-483	polyester	From -40° to +120°C	White	Glossy	General ID	Series 6000
B-486	polyester metallized	From -40° to +120°C	Silver	Matte	Name Plates Electrical component ID	Series 4300

HIGH PERFORMANCE RIBBONS

DESCRIPTION			CODE
R-4302	Black ribbon	60 mm x 300 metres	035244
R-4300	Black ribbon	83 mm x 300 metres	035243
R-6002	Black ribbon	83 mm x 300 metres	055753
R-6006	Black ribbon	40 mm x 300 metres	055754
R-6007	Black ribbon	110 mm x 300 metres	01391
R-4402W	White ribbon	83 mm x 300 metres	035266
R-4407W	White ribbon	110 mm x 300 metres	035264
R-6602	Black ribbon	83 mm x 300 metres	110196

WIRE AND CABLE MARKING

Self-laminating wire marker labels

SELF-LAMINATING WIRE MARKER LABELS IN AUTO-LAMINATING VINYL B-427

Self-adhesive labels in B-427 material, specific for application on wires and cables, with writeable area plus transparent protection overlaminate.





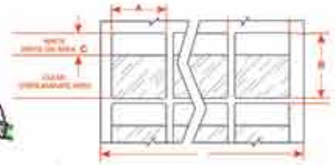



Apply the printed area on the wire



Wrap the transparent area around the wire, covering the printed area



Once applied, the transparent laminated area will permanently protect the text on the wire

DESCRIPTION	CODE	LABEL per row	DIMENSIONS OF label AxB	HEIGHT print area height C	WIDTH support D	PACK	Wire DIAMETER mm
THT-80-427-5	030545	4	12.70 x 19.05 mm	9.53 mm	63.5	5,000 pieces	Max 3 mm
THT-56-427-10	030249	4	19.05 x 23.81 mm	9.52 mm	85.09	10,000 pieces	Max 4 mm
THT-8-427-10	030111	5	12.70 x 36.50 mm	12.70 mm	85.09	10,000 pieces	Max 7 mm
THT-9-427-10	030112	3	25.4 x 36.50 mm	12.70 mm	85.09	10,000 pieces	Max 7 mm
THT-73-427-10	030347	4	19.05 x 44.45 mm	12.70 mm	85.09	10,000 pieces	Max 10 mm
THT-75-427-3	030349	2	25.4 0 x 57.15 mm	19.05 mm	58.42	3,000 pieces	Max 12 mm
THT-10-427-3	030113	3	25.4 0 x 95.25 mm	25.4 mm	85.09	3,000 pieces	Max 22 mm
THT-81-427-1	030546	2	50.8 x 152.4 mm	38.10 mm	55.88	1,000 pieces	Max 36 mm
THT-82-427-.5	030547	1	50.8 x 152.4 mm	25.40 mm	55.88	500 pieces	Max 40 mm
THT-83-427-.5	030548	1	50.8 x 177.8 mm	38.10 mm	55.88	500 pieces	Max 44 mm

WIRE AND CABLE MARKING

Rigid inserts to be used with sleeves



WIRE IDENTIFICATION TO BE USED WITH INSERT AND SLEEVE

Non-adhesive rigid insert Material B-7696, to be printed and then inserted into Ademark series sleeves.

Use R-6002 ribbon

DESCRIPTION	CODE	INSERT LENGTH	INSERT HEIGHT	PACK	SUPPORT WIDTH
THTRDS-12x4.4-7696	620565	12 mm	4.4 mm	8,000 pieces	84mm
THTRDS-16x4.4-7696	620566	16 mm	4.4 mm	6,000 pieces	84mm
THTRDS-23x4.4-7696	620567	23 mm	4.4 mm	4,000 pieces	84mm
THTRDS-30x4.4-7696	620568	30 mm	4.4 mm	4,000 pieces	84mm



PERMASLEEVE SERIES HEAT SHRINK

WIRE MARKING WITH PERMASLEEVE SERIES HEAT SHRINK SLEEVE

DESCRIPTION	CODE	PACK	DIMENSIONS mm A x B	Wire DIAMETER mm
3PS-094-2WT	032510	2,500 sleeves	50.8 x 4.6	0.58 – 2.03
3PS-125-2WT	032507	2,500 sleeves	50.8 x 6	1.17 – 2.79
3PS-187-2WT	032511	2,500 sleeves	50.8 x 8.5	1.57 – 3.81
3PS-250-2WT	032508	2,500 sleeves	50.8 x 11.5	2.39 – 5.46
3PS-375-2WT	032512	1,000 sleeves	50.8 x 16.4	3.18 – 8.13
3PS-500-2WT	032509	500 sleeves	50.8 x 21.6	4.75 – 11.43

DESCRIPTION	CODE	PACK	DIMENSIONS mm A x B	Wire DIAMETER mm
3PS-094-2-YL	032501	2,500 sleeves	50.8x4.6	0.58-2.03
3PS-125-2-YL	032502	2,500 sleeves	50.8x6	1.17-2.79
3PS-187-2-YL	032503	2,500 sleeves	50.8x8.5	1.57-3.81
3PS-250-2-YL	032504	2,500 sleeves	50.8x11.5	2.39-5.48
3PS-375-2-YL	032505	1,000 sleeves	50.8x16.4	3.18-8.13
3PS-500-2-YL	032506	500 sleeves	50.8x21.6	4.75-11.43

FEATURES:

- Heat shrink tube in polyolefin B-342
- Shrink 3:1
- Colours white or yellow
- Insulating
- Approved MIL-DTL-23053/5 Class 1, MIL-M-81531, MIL-STD-202F method 215 and 1
- 40° to +130°
- For wires and cables from 0.58 mm to 11.43 mm of external diameter
- Printable on both sides
- Length 50 mm

WIRE AND CABLE MARKING

Heatex Series heat shrink sleeves

WIRE IDENTIFICATION WITH HEATEX SERIES HEAT SHRINK SLEEVES IN HEAT SHRINK POLYOLEFIN B-7642

Features:

- Heat shrink tube in polyolefin
- Shrink 2:1
- Colours white or yellow
- Insulating
- Approved MIL-DTL-23053/5 Class 1, MIL-M-81531, MIL-STD-202F method 215 and UL224
- for wires and cables from 1.2 mm to 50.8 mm of external diameter
- Printable on both sides
- Sleeve length 12 mm, 19 mm, 22 mm, 25 mm, 38 mm, 44 mm and 50 mm
- Operating temperature: -55° + 135°



DESCRIPTION	CODE	LENGTH mm	SLEEVE HEIGHT mm	EXTERNAL diam WIRE MIN-MAX	WALL THICKNESS (mm)	PACK
HS-2.4x12.5-B7642-WT	620221	12.5	3.76	1.2-2.4	0.51+/-0.07	4000 sleeves
HS-2.4x12.5-B7642-YL	620160	12.5	3.76	1.2-2.4	0.51+/-0.07	4000 sleeves
HS-2.4x19-B7642-YL	620161	19	3.76	1.2-2.4	0.51+/-0.07	2000 sleeves
HS-2.4x19 -B7642-WT	620222	19	3.76	1.2-2.4	0.51+/-0.07	2000 sleeves
HS-2.4x22-B7642-WT	620223	22	3.76	1.2-2.4	0.51+/-0.07	2000 sleeves
HS-2.4x22-B7642-YL	620162	22	3.76	1.2-2.4	0.51+/-0.07	2000 sleeves
HS-2.4x25-B7642-WT	620224	25	3.76	1.2-2.4	0.51+/-0.07	2000 sleeves
HS-2.4x25-B7642-YL	620163	25	3.76	1.2-2.4	0.51+/-0.07	2000 sleeves
HS-2.4x38-B7642-WT	620225	38	3.76	1.2-2.4	0.51+/-0.07	1000 sleeves
HS-2.4x38-B7642-YL	620164	38	3.76	1.2-2.4	0.51+/-0.07	1000 sleeves
HS-2.4x44-B7642-WT	620226	44	3.76	1.2-2.4	0.51+/-0.07	1000 sleeves
HS-2.4x44-B7642-YL	620165	44	3.76	1.2-2.4	0.51+/-0.07	1000 sleeves
HS-2.4x50-B7642-WT	620227	50	3.76	1.2-2.4	0.51+/-0.07	1000 sleeves
HS-2.4x50-B7642-YL	620166	50	3.76	1.2-2.4	0.51+/-0.07	1000 sleeves
HS-3.2x12.5-B7642-WT	620228	12.5	5	1.6-3.2	0.51+/-0.07	4000 sleeves
HS-3.2x12.5-B7642-YL	620167	12.5	5	1.6-3.2	0.51+/-0.07	4000 sleeves
HS-3.2x19-B7642-WT	620229	19	5	1.6-3.2	0.51+/-0.07	2000 sleeves
HS-3.2x19-B7642-YL	620168	19	5	1.6-3.2	0.51+/-0.07	2000 sleeves
HS-3.2x22-B7642-WT	620230	22	5	1.6-3.2	0.51+/-0.07	2000 sleeves
HS-3.2x22-B7642-YL	620169	22	5	1.6-3.2	0.51+/-0.07	2000 sleeves
HS-3.2x25-B7642-WT	620231	25	5	1.6-3.2	0.51+/-0.07	2000 sleeves
HS-3.2x25-B7642-YL	620170	25	5	1.6-3.2	0.51+/-0.07	2000 sleeves
HS-3.2x38-B7642-WT	620232	38	5	1.6-3.2	0.51+/-0.07	1000 sleeves
HS-3.2x38-B7642-YL	620171	38	5	1.6-3.2	0.51+/-0.07	1000 sleeves

Ribbon to be used R-6200

WIRE AND CABLE MARKING

Heatex Series heat shrink sleeves



DESCRIPTION	CODE	LENGTH mm	SLEEVE HEIGHT mm	EXTERNAL diam WIRE MIN-MAX	WALL THICKNESS (mm)	PACK
HS-3.2x44-B7642-WT	620233	44	5	1.6-3.2	0.51+/-0.07	1000 sleeves
HS-3.2x44-B7642-YL	620172	44	5	1.6-3.2	0.51+/-0.07	1000 sleeves
HS-3.2x50-B7642-WT	620234	50	5	1.6-3.2	0.51+/-0.07	1000 sleeves
HS-3.2x50-B7642-YL	620173	50	5	1.6-3.2	0.51+/-0.07	1000 sleeves
HS-4.8x12.5-B7642-WT	620235	12.5	7.53	2.4-4.8	0.51+/-0.07	4000 sleeves
HS-4.8x12.5-B7642-YL	620174	12.5	7.53	2.4-4.8	0.51+/-0.07	4000 sleeves
HS-4.8x19-B7642-WT	620236	19	7.53	2.4-4.8	0.51+/-0.07	2000 sleeves
HS-4.8x19-B7642-YL	620175	19	7.53	2.4-4.8	0.51+/-0.07	2000 sleeves
HS-4.8x22-B7642-WT	620237	22	7.53	2.4-4.8	0.51+/-0.07	2000 sleeves
HS-4.8x22-B7642-YL	620176	22	7.53	2.4-4.8	0.51+/-0.07	2000 sleeves
HS-4.8x25-B7642-WT	620238	25	7.53	2.4-4.8	0.51+/-0.07	2000 sleeves
HS-4.8x25-B7642-YL	620177	25	7.53	2.4-4.8	0.51+/-0.07	2000 sleeves
HS-4.8x38-B7642-WT	620239	38	7.53	2.4-4.8	0.51+/-0.07	1000 sleeves
HS-4.8x38-B7642-YL	620178	38	7.53	2.4-4.8	0.51+/-0.07	1000 sleeves
HS-4.8x44-B7642-WT	620241	44	7.53	2.4-4.8	0.51+/-0.07	1000 sleeves
HS-4.8x44-B7642-YL	620179	44	7.53	2.4-4.8	0.51+/-0.07	1000 sleeves
HS-4.8x50-B7642-WT	620240	50	7.53	2.4-4.8	0.51+/-0.07	1000 sleeves
HS-4.8x50-B7642-YL	620180	50	7.53	2.4-4.8	0.51+/-0.07	1000 sleeves
HS-6.4x12.5-B7642-WT	620242	12.5	10.04	3.2-6.4	0.64-0.07	4000 sleeves
HS-6.4x12.5-B7642-YL	620181	12.5	10.04	3.2-6.4	0.64-0.07	4000 sleeves
HS-6.4x19-B7642-WT	620243	19	10.04	3.2-6.4	0.64-0.07	2000 sleeves
HS-6.4x19-B7642-YL	620182	19	10.04	3.2-6.4	0.64-0.07	2000 sleeves
HS-6.4x22-B7642-WT	620244	22	10.04	3.2-6.4	0.64-0.07	2000 sleeves
HS-6.4x22-B7642-YL	620183	22	10.04	3.2-6.4	0.64-0.07	2000 sleeves
HS-6.4x25-B7642-WT	620245	25	10.04	3.2-6.4	0.64-0.07	2000 sleeves
HS-6.4x25-B7642-YL	620184	25	10.04	3.2-6.4	0.64-0.07	2000 sleeves
HS-6.4x38-B7642-WT	620246	38	10.04	3.2-6.4	0.64-0.07	1000 sleeves
HS-6.4x38-B7642-YL	620185	38	10.04	3.2-6.4	0.64-0.07	1000 sleeves
HS-6.4x44-B7642-WT	620247	44	10.04	3.2-6.4	0.64-0.07	1000 sleeves

Ink ribbon to be used R-6200

WIRE AND CABLE MARKING

Heatex Series heat shrink sleeve

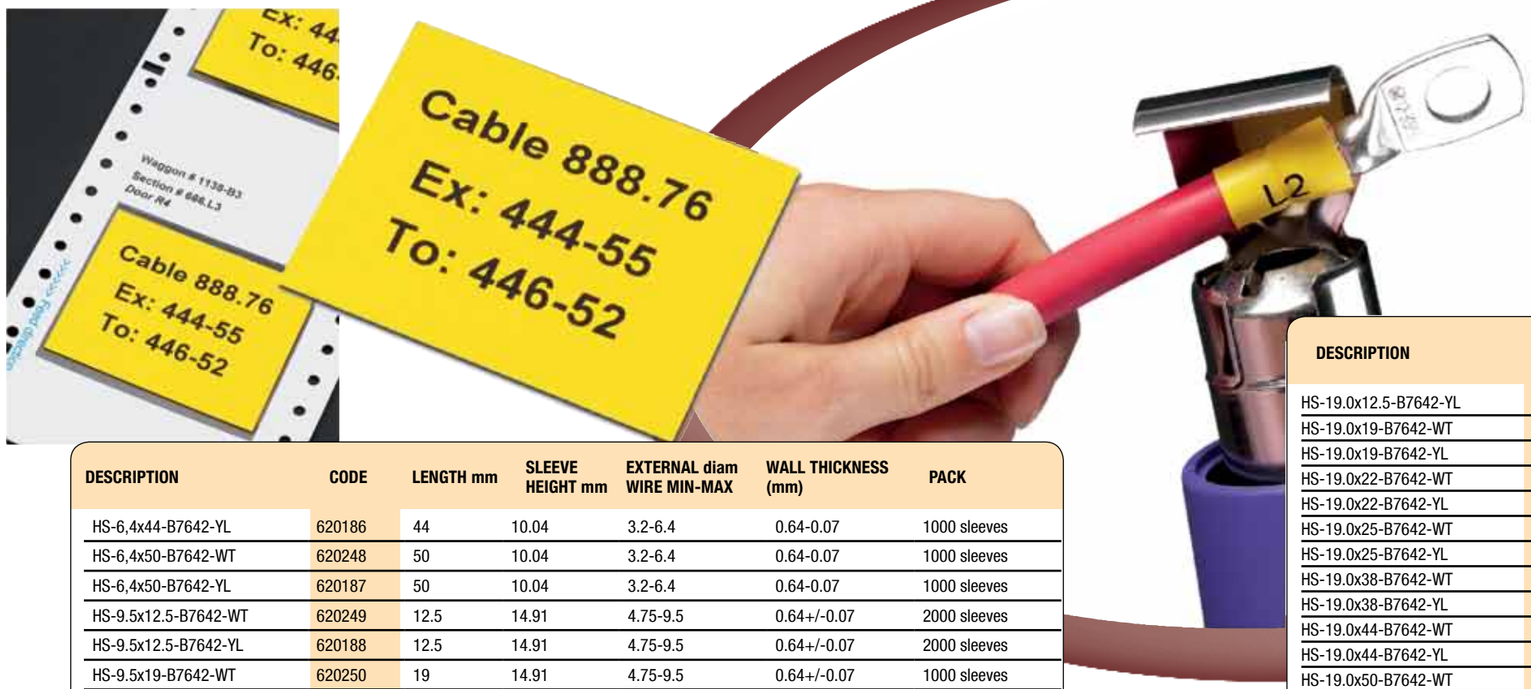

DESCRIPTION	CODE	LENGTH mm	SLEEVE HEIGHT mm	EXTERNAL diam WIRE MIN-MAX	WALL THICKNESS (mm)	PACK
HS-6,4x44-B7642-YL	620186	44	10.04	3.2-6.4	0.64-0.07	1000 sleeves
HS-6,4x50-B7642-WT	620248	50	10.04	3.2-6.4	0.64-0.07	1000 sleeves
HS-6,4x50-B7642-YL	620187	50	10.04	3.2-6.4	0.64-0.07	1000 sleeves
HS-9.5x12.5-B7642-WT	620249	12.5	14.91	4.75-9.5	0.64+/-0.07	2000 sleeves
HS-9.5x12.5-B7642-YL	620188	12.5	14.91	4.75-9.5	0.64+/-0.07	2000 sleeves
HS-9.5x19-B7642-WT	620250	19	14.91	4.75-9.5	0.64+/-0.07	1000 sleeves
HS-9.5x19-B7642-YL	620189	19	14.91	4.75-9.5	0.64+/-0.07	1000 sleeves
HS-9.5x22-B7642-WT	620251	22	14.91	4.75-9.5	0.64+/-0.07	1000 sleeves
HS-9.5x22-B7642-YL	620190	22	14.91	4.75-9.5	0.64+/-0.07	1000 sleeves
HS-9.5x25-B7642-WT	620252	25	14.91	4.75-9.5	0.64+/-0.07	1000 sleeves
HS-9.5x25-B7642-YL	620191	25	14.91	4.75-9.5	0.64+/-0.07	1000 sleeves
HS-9.5x38-B7642-WT	620253	38	14.91	4.75-9.5	0.64+/-0.07	500 sleeves
HS-9.5x38-B7642-YL	620192	38	14.91	4.75-9.5	0.64+/-0.07	500 sleeves
HS-9.5x44-B7642-WT	620254	44	14.91	4.75-9.5	0.64+/-0.07	500 sleeves
HS-9.5x44-B7642-YL	620193	44	14.91	4.75-9.5	0.64+/-0.07	500 sleeves
HS-9.5x50-B7642-WT	620255	50	14.91	4.75-9.5	0.64+/-0.07	500 sleeves
HS-9.5x50-B7642-YL	620194	50	14.91	4.75-9.5	0.64+/-0.07	500 sleeves
HS-12.7x12.5-B7642-WT	620256	12.5	19.93	6.35-12.7	0.64+/-0.07	2000 sleeves
HS-12.7x12.5-B7642-YL	620195	12.5	19.93	6.35-12.7	0.64+/-0.07	2000 sleeves
HS-12.7x19-B7642-WT	620257	19	19.93	6.35-12.7	0.64+/-0.07	1000 sleeves
HS-12.7x19-B7642-YL	620196	19	19.93	6.35-12.7	0.64+/-0.07	1000 sleeves
HS-12.7x22-B7642-WT	620258	22	19.93	6.35-12.7	0.64+/-0.07	1000 sleeves
HS-12.7x22-B7642-YL	620197	22	19.93	6.35-12.7	0.64+/-0.07	1000 sleeves
HS-12.7x25-B7642-WT	620259	25	19.93	6.35-12.7	0.64+/-0.07	1000 sleeves
HS-12.7x25-B7642-YL	620198	25	19.93	6.35-12.7	0.64+/-0.07	1000 sleeves
HS-12.7x38-B7642-WT	620260	38	19.93	6.35-12.7	0.64+/-0.07	500 sleeves
HS-12.7x38-B7642-YL	620199	38	19.93	6.35-12.7	0.64+/-0.07	500 sleeves
HS-12.7x44-B7642-WT	620261	44	19.93	6.35-12.7	0.64+/-0.07	500 sleeves
HS-12.7x44-B7642-YL	620200	44	19.93	6.35-12.7	0.64+/-0.07	500 sleeves
HS-12.7x50-B7642-WT	620262	50	19.93	6.35-12.7	0.64+/-0.07	500 sleeves
HS-12.7x50-B7642-YL	620201	50	19.93	6.35-12.7	0.64+/-0.07	500 sleeves
HS-19x12.5-B7642-WT	620263	12.5	29.98	9.5-19	0.76+/-0.07	2000 sleeves

Ink ribbon to be used R-6200

CABLE AND WIRE MARKING

Heatex Series heat shrink sleeve

DESCRIPTION	CODE	LENGTH mm	SLEEVE HEIGHT mm	EXTERNAL diam WIRE MIN-MAX	WALL THICKNESS (mm)	PACK
HS-19.0x12.5-B7642-YL	620202	12.5	29.98	9.5-19	0.76+/-0.07	2000 sleeves
HS-19.0x19-B7642-WT	620264	19	29.98	9.5-19	0.76+/-0.07	1000 sleeves
HS-19.0x19-B7642-YL	620203	19	29.98	9.5-19	0.76+/-0.07	1000 sleeves
HS-19.0x22-B7642-WT	620265	22	29.98	9.5-19	0.76+/-0.07	1000 sleeves
HS-19.0x22-B7642-YL	620204	22	29.98	9.5-19	0.76+/-0.07	1000 sleeves
HS-19.0x25-B7642-WT	620266	25	29.98	9.5-19	0.76+/-0.07	1000 sleeves
HS-19.0x25-B7642-YL	620205	25	29.98	9.5-19	0.76+/-0.07	1000 sleeves
HS-19.0x38-B7642-WT	620267	38	29.98	9.5-19	0.76+/-0.07	500 sleeves
HS-19.0x38-B7642-YL	620206	38	29.98	9.5-19	0.76+/-0.07	500 sleeves
HS-19.0x44-B7642-WT	620268	44	29.98	9.5-19	0.76+/-0.07	500 sleeves
HS-19.0x44-B7642-YL	620207	44	29.98	9.5-19	0.76+/-0.07	500 sleeves
HS-19.0x50-B7642-WT	620269	50	29.98	9.5-19	0.76+/-0.07	500 sleeves
HS-19.0x50-B7642-YL	620208	50	29.98	9.5-19	0.76+/-0.07	500 sleeves
HS-24.5x12.5-B7642-WT	620270	12.5	39.87	12.7-25.4	0.89+/-0.12	1200 sleeves
HS-24.5x12.5-B7642-YL	620209	12.5	39.87	12.7-25.4	0.89+/-0.12	1200 sleeves
HS-24.5x19-B7642-WT	620271	19	39.87	12.7-25.4	0.89+/-0.12	600 sleeves
HS-24.5x19-B7642-YL	620210	19	39.87	12.7-25.4	0.89+/-0.12	600 sleeves
HS-24.5x25-B7642-WT	620272	25	39.87	12.7-25.4	0.89+/-0.12	600 sleeves
HS-24.5x25-B7642-YL	620211	25	39.87	12.7-25.4	0.89+/-0.12	600 sleeves
HS-24.5x38-B7642-WT	620273	38	39.87	12.7-25.4	0.89+/-0.12	300 sleeves
HS-24.5x38-B7642-YL	620212	38	39.87	12.7-25.4	0.89+/-0.12	300 sleeves
HS-24.5x44-B7642-WT	620274	44	39.87	12.7-25.4	0.89+/-0.12	300 sleeves
HS-24.5x44-B7642-YL	620213	44	39.87	12.7-25.4	0.89+/-0.12	300 sleeves
HS-24.5x50-B7642-WT	620275	50	39.87	12.7-25.4	0.89+/-0.12	300 sleeves
HS-24.5x50-B7642-YL	620214	50	39.87	12.7-25.4	0.89+/-0.12	300 sleeves
HS-38.1x38-B7642-WT	620276	38	59.81	19.5-38.1	1.02+/-0.12	100 sleeves
HS-38.1x38-B7642-YL	620215	38	59.81	19.5-38.1	1.02+/-0.12	100 sleeves
HS-38.1x50-B7642-WT	620277	50	59.81	19.5-38.1	1.02+/-0.12	100 sleeves
HS-38.1x50-B7642-YL	620216	50	59.81	19.5-38.1	1.02+/-0.12	100 sleeves
HS-38.1x75-B7642-WT	620278	75	59.81	19.5-38.1	1.02+/-0.12	100 sleeves
HS-38.1x75-B7642-YL	620217	75	59.81	19.5-38.1	1.02+/-0.12	100 sleeves
HS-50.8x38-B7642-WT	620279	38	79.75	25.4-50.8	1.14+/-0.17	100 sleeves
HS-50.8x38-B7642-YL	620218	38	79.75	25.4-50.8	1.14+/-0.17	100 sleeves
HS-50.8x50-B7642-WT	620280	50	79.75	25.4-50.8	1.14+/-0.17	100 sleeves
HS-50.8x50-B7642-YL	620219	50	79.75	25.4-50.8	1.14+/-0.17	100 sleeves
HS-50.8x75-B7642-WT	620281	75	79.75	25.4-50.8	1.14+/-0.17	100 sleeves
HS-50.8x75-B7642-YL	620220	75	79.75	25.4-50.8	1.14+/-0.17	100 sleeves
HS-12.7x50-B7642-YL	620201	50	19.93	6.35-12.7	0.64+/-0.07	500 sleeves
HS-19x12.5-B7642-WT	620263	12.5	29.98	9.5-19	0.76+/-0.07	2000 sleeves
HS-12.7x50-B7642-WT	620262	50	19.93	6.35-12.7	0.64+/-0.07	500 sleeves
HS-12.7x50-B7642-YL	620201	50	19.93	6.35-12.7	0.64+/-0.07	500 sleeves
HS-19x12.5-B7642-WT	620263	12.5	29.98	9.5-19	0.76+/-0.07	2000 sleeves

Ribbon to be used R-6200

BRADY MT WHEN PERFORMANCE MATTERS MOST

WIRE AND CABLE MARKING

Heatex Series heat shrink sleeve

Features:

- Shrink ratio 2:1
- Halogen free
- Colours yellow or white
- Material: B-7641
- Printing with BP Precision and BBP11 thermal printers
- Printable on one side or both sides

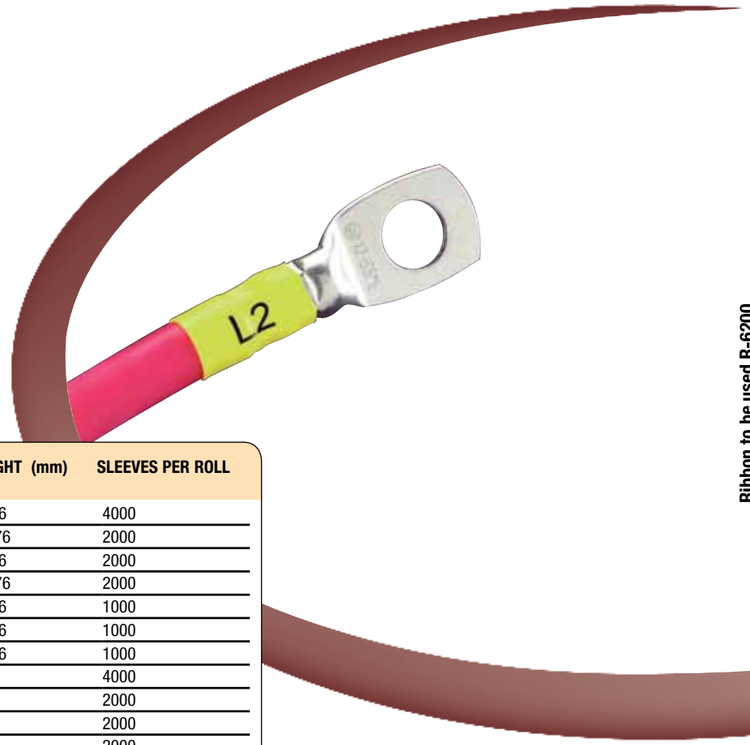

YELLOW - PRINTING ON ONE SIDE

Ribbon to be used R-6200

DESCRIPTION	CODE	MIN/MAX RANGE OF WIRE DIAMETER (mm)	LENGTH (mm)	HEIGHT (mm)	SLEEVES PER ROLL
ZHS-2.4X12.5-B7641-YL	620007	1.2 - 2.4	12.50	3.76	4000
ZHS-2.4X19.0-B7641-YL	620008	1.2 - 2.4	19.00	3.76	2000
ZHS-2.4X22-B7641-YL	620009	1.2 - 2.4	22.00	3.76	2000
ZHS-2.4X25-B7641-YL	620010	1.2 - 2.4	25.00	3.76	2000
ZHS-2.4X38-B7641-YL	620011	1.2 - 2.4	38.00	3.76	1000
ZHS-2.4X44-B7641-YL	620012	1.2 - 2.4	44.00	3.76	1000
ZHS-2.4X50-B7641-YL	620013	1.2 - 2.4	50.00	3.76	1000
ZHS-3.2X12.5-B7641-YL	620014	1.6 - 3.2	12.50	5	4000
ZHS-3.2X19-B7641-YL	620015	1.6 - 3.2	19.00	5	2000
ZHS-3.2X22-B7641-YL	620016	1.6 - 3.2	22.00	5	2000
ZHS-3.2X25-B7641-YL	620017	1.6 - 3.2	25.00	5	2000
ZHS-3.2X38-B7641-YL	620018	1.6 - 3.2	38.00	5	1000
ZHS-3.2X44-B7641-YL	620019	1.6 - 3.2	44.00	5	1000
ZHS-3.2X50-B7641-YL	620020	1.6 - 3.2	50.00	5	1000
ZHS-4.8X12.5-B7641-YL	620021	2.4 - 4.8	12.50	7.53	4000
ZHS-4.8X19-B7641-YL	620022	2.4 - 4.8	19.00	7.53	2000
ZHS-4.8X22-B7641-YL	620023	2.4 - 4.8	22.00	7.53	2000
ZHS-4.8X25-B7641-YL	620024	2.4 - 4.8	25.00	7.53	2000
ZHS-4.8X38-B7641-YL	620025	2.4 - 4.8	38.00	7.53	1000
ZHS-4.8X44-B7641-YL	620026	2.4 - 4.8	44.00	7.53	1000
ZHS-4.8X50-B7641-YL	620027	2.4 - 4.8	50.00	7.53	1000
ZHS-6.4X12.5-B7641-YL	620028	3.2 - 6.4	12.50	10.04	4000
ZHS-6.4X19-B7641-YL	620029	3.2 - 6.4	19.00	10.04	2000
ZHS-6.4X22-B7641-YL	620030	3.2 - 6.4	22.00	10.04	2000
ZHS-6.4X25-B7641-YL	620031	3.2 - 6.4	25.00	10.04	2000
ZHS-6.4X38-B7641-YL	620032	3.2 - 6.4	38.00	10.04	1000
ZHS-6.4X44-B7641-YL	620033	3.2 - 6.4	44.00	10.04	1000
ZHS-6.4X50-B7641-YL	620034	3.2 - 6.4	50.00	10.04	1000
ZHS-9.5X12.5-B7641-YL	620035	4.75 - 9.5	12.50	14.91	2000
ZHS-9.5X19.0-B7641-YL	620036	4.75 - 9.5	19.00	14.91	1000
ZHS-9.5X22-B7641-YL	620037	4.75 - 9.5	22.00	14.91	1000
ZHS-9.5X25-B7641-YL	620038	4.75 - 9.5	25.00	14.91	1000
ZHS-9.5X38-B7641-YL	620039	4.75 - 9.5	38.00	14.91	500
ZHS-9.5X44-B7641-YL	620040	4.75 - 9.5	44.00	14.91	500
ZHS-9.5X50-B7641-YL	620041	4.75 - 9.5	50.00	14.91	500
ZHS-12.7X12.5-B7641-YL	620042	6.35 - 12.7	12.50	19.93	2000
ZHS-12.7X22-B7641-YL	620043	6.35 - 12.7	19.00	19.93	1000
ZHS-12.7X19.0-B7641-YL	620044	6.35 - 12.7	22.00	19.93	1000
ZHS-12.7X25-B7641-YL	620045	6.35 - 12.7	25.00	19.93	1000
ZHS-12.7X38-B7641-YL	620046	6.35 - 12.7	38.00	19.93	500
ZHS-12.7X44-B7641-YL	620047	6.35 - 12.7	44.00	19.93	500
ZHS-12.7X50-B7641-YL	620048	6.35 - 12.7	50.00	19.93	500
ZHS-19.0X12.5-B7641-YL	620049	9.5 - 19	12.50	29.98	2000
ZHS-19X22-B7641-YL	620050	9.5 - 19	19.00	29.98	1000

CABLE AND WIRE MARKING

Heatex Series heat shrink sleeve

Ribbon to be used R-6200

DESCRIPTION	CODE	MIN/MAX RANGE OF WIRE DIAMETER (mm)	LENGTH (mm)	HEIGHT (mm)	SLEEVES PER ROLL
ZHS-19.0X19.0-B7641-YL	620051	9.5 - 19	22.00	29.98	1000
ZHS-19X25-B7641-YL	620052	9.5 - 19	25.00	29.98	1000
ZHS-19X38-B7641-YL	620053	9.5 - 19	38.00	29.98	500
ZHS-19X44-B7641-YL	620054	9.5 – 19	44.00	29.98	500
ZHS-19X50-B7641-YL	620055	9.5 - 19	50.00	29.98	500
ZHS-25.4X12.5-B7641-YL	620056	12.7 - 25.4	12.50	39.87	1200
ZHS-25.4X19.0-B7641-YL	620058	12.7 - 25.4	19.00	39.87	600
ZHS-25.4X25.0-B7641-YL	620060	12.7 - 25.4	25.00	39.87	600
ZHS-25.4X38-B7641-YL	620057	12.7 - 25.4	38.00	39.87	300
ZHS-25.4X44-B7641-YL	620059	12.7 - 25.4	44.00	39.87	300
ZHS-25.4X50-B7641-YL	620061	12.7 - 25.4	50.00	39.87	300
ZHS-38.1X38-B7641-YL	620062	19.05 - 38.1	38.00	59.81	100
ZHS-38.1X50-B7641-YL	620063	19.05 - 38.1	50.00	59.81	100
ZHS-38.1X75-B7641-YL	620064	19.05 - 38.1	75.00	59.81	100
ZHS-50.8X50-B7641-YL	620142	19.05 - 38.1	50.00	79.75	100

WHITE - PRINTING ON ONE SIDE

Ribbon to be used R-6200

DESCRIPTION	CODE	MIN/MAX RANGE OF WIRE DIAMETER (mm)	LENGTH (mm)	HEIGHT (mm)	SLEEVES PER ROLL
ZHS-12.7X19.0-B7641-WT	620101	6.35 - 12.7	19.00	19.93	1000
ZHS-12.7X22-B7641-WT	620102	6.35 - 12.7	22.00	19.93	1000
ZHS-12.7X25-B7641-WT	620103	6.35 - 12.7	25.00	19.93	1000
ZHS-12.7X38-B7641-WT	620104	6.35 - 12.7	38.00	19.93	500
ZHS-12.7X44-B7641-WT	620105	6.35 - 12.7	44.00	19.93	500
ZHS-12.7X50-B7641-WT	620106	6.35 - 12.7	50.00	19.93	500
ZHS-19.0X12.5-B7641-WT	620107	9.5 - 19	12.50	29.98	2000
ZHS-19.0X19.0-B7641-WT	620108	9.5 - 19	19.00	29.98	1000
ZHS-19X22-B7641-WT	620109	9.5 - 19	22.00	29.98	1000
ZHS-19X25-B7641-WT	620110	9.5 – 19	25.00	29.98	1000
ZHS-19X38-B7641-WT	620111	9.5 - 19	38.00	29.98	500
ZHS-19X44-B7641-WT	620112	9.5 - 19	44.00	29.98	500
ZHS-19X50-B7641-WT	620113	9.5 - 19	50.00	29.98	500
ZHS-25.4X12.5-B7641-WT	620114	12.7 - 25.4	12.50	39.87	1200
ZHS-25.4X19.0-B7641-WT	620115	12.7 - 25.4	19.00	39.87	600
ZHS-25.4X25.0-B7641-WT	620116	12.7 - 25.4	25.00	39.87	600
ZHS-25.4X38-B7641-WT	620117	12.7 - 25.4	38.00	39.87	300
ZHS-25.4X44-B7641-WT	620118	12.7 - 25.4	44.00	39.87	300
ZHS-25.4X50-B7641-WT	620119	12.7 - 25.4	50.00	39.87	300
ZHS-38.1X38-B7641-WT	620120	19.05 - 38.1	38.00	59.81	100
ZHS-38.1X50-B7641-WT	620121	19.05 - 38.1	50.00	59.81	100
ZHS-38.1X75-B7641-WT	620122	19.05 - 38.1	75.00	59.81	100
ZHS-50.8X38.0-B7641-WT	620123	19.05 - 38.1	38.00	79.75	100
ZHS-50.8X50.0-B7641-WT	620124	19.05 - 38.1	50.00	79.75	100
ZHS-50.8X75.0-B7641-WT	620125	19.05 - 38.1	75.00	79.75	100
ZHS-25.4X25.0-B7641-YL	620060	12.7 - 25.4	25.00	39.87	600
ZHS-25.4X38-B7641-YL	620057	12.7 - 25.4	38.00	39.87	300
ZHS-25.4X44-B7641-YL	620059	12.7 - 25.4	44.00	39.87	300

WIRE AND CABLE MARKING

Heatex Series heat shrink sleeve

WHITE - PRINTING ON ONE SIDE

DESCRIPTION	CODE	MIN/MAX RANGE OF WIRE DIAMETER (mm)	LENGTH (mm)	HEIGHT (mm)	SLEEVES PER ROLL
ZHS-12.7X19.0-B7641-WT	620101	6.35 - 12.7	19.00	19.93	1000
ZHS-12.7X22-B7641-WT	620102	6.35 - 12.7	22.00	19.93	1000
ZHS-12.7X25-B7641-WT	620103	6.35 - 12.7	25.00	19.93	1000
ZHS-12.7X38-B7641-WT	620104	6.35 - 12.7	38.00	19.93	500
ZHS-12.7X44-B7641-WT	620105	6.35 - 12.7	44.00	19.93	500
ZHS-12.7X50-B7641-WT	620106	6.35 - 12.7	50.00	19.93	500
ZHS-19.0X12.5-B7641-WT	620107	9.5 - 19	12.50	29.98	2000
ZHS-19.0X19.0-B7641-WT	620108	9.5 - 19	19.00	29.98	1000
ZHS-19X22-B7641-WT	620109	9.5 - 19	22.00	29.98	1000
ZHS-19X25-B7641-WT	620110	9.5 – 19	25.00	29.98	1000
ZHS-19X38-B7641-WT	620111	9.5 - 19	38.00	29.98	500
ZHS-19X44-B7641-WT	620112	9.5 - 19	44.00	29.98	500
ZHS-19X50-B7641-WT	620113	9.5 - 19	50.00	29.98	500
ZHS-25.4X12.5-B7641-WT	620114	12.7 - 25.4	12.50	39.87	1200
ZHS-25.4X19.0-B7641-WT	620115	12.7 - 25.4	19.00	39.87	600
ZHS-25.4X25.0-B7641-WT	620116	12.7 - 25.4	25.00	39.87	600
ZHS-25.4X38-B7641-WT	620117	12.7 - 25.4	38.00	39.87	300
ZHS-25.4X44-B7641-WT	620118	12.7 - 25.4	44.00	39.87	300
ZHS-25.4X50-B7641-WT	620119	12.7 - 25.4	50.00	39.87	300
ZHS-38.1X38-B7641-WT	620120	19.05 - 38.1	38.00	59.81	100
ZHS-38.1X50-B7641-WT	620121	19.05 - 38.1	50.00	59.81	100
ZHS-38.1X75-B7641-WT	620122	19.05 - 38.1	75.00	59.81	100
ZHS-50.8X38.0-B7641-WT	620123	19.05 - 38.1	38.00	79.75	100
ZHS-50.8X50.0-B7641-WT	620124	19.05 - 38.1	50.00	79.75	100
ZHS-50.8X75.0-B7641-WT	620125	19.05 - 38.1	75.00	79.75	100
ZHS-25.4X25.0-B7641-YL	620060	12.7 - 25.4	25.00	39.87	600
ZHS-25.4X38-B7641-YL	620057	12.7 - 25.4	38.00	39.87	300
ZHS-25.4X44-B7641-YL	620059	12.7 - 25.4	44.00	39.87	300

Ink ribbon to be used R-6200



CABLE AND WIRE MARKING

Heatex Series heat shrink sleeve

YELLOW AND WHITE - PRINTING ON BOTH SIDES

DESCRIPTION	CODE	MIN/MAX RANGE OF WIRE DIAMETER (mm)	LENGTH (mm)	HEIGHT (mm)	SLEEVES PER ROLL
ZHSDS-2.4X25-B7641-YL	620126	1.2 - 2.4	25.00	3.76	2000
ZHSDS-2.4X50-B7641-YL	620127	1.2 - 2.4	50.00	3.76	1000
ZHSDS-3.2X25-B7641-YL	620128	1.6 - 3.2	25.00	5.0	2000
ZHSDS-3.2X50-B7641-YL	620129	1.6 - 3.2	50.00	5.0	1000
ZHSDS-4.8X25-B7641-YL	620130	2.4 - 4.8	25.00	7.53	2000
ZHSDS-4.8X50-B7641-YL	620131	2.4 - 4.8	50.00	7.53	1000
ZHSDS-6.4X25-B7641-YL	620132	3.2 - 6.4	25.00	10.04	2000
ZHSDS-6.4X50-B7641-YL	620133	3.2 - 6.4	50.00	10.04	1000
ZHSDS-9.5X25-B7641-YL	620134	4.75 - 9.5	25.00	14.91	1000
ZHSDS-9.5X50-B7641-YL	620135	4.75 - 9.5	50.00	14.91	500
ZHSDS-12.7X25-B7641-YL	622008	6.35 - 12.7	25.00	19.93	1000
ZHSDS-12.7X50-B7641-YL	620136	6.35 - 12.7	50.00	19.93	500
ZHSDS-19X25-B7641-YL	620137	9.5 - 19	25.00	29.98	1000
ZHSDS-19X50-B7641-YL	620138	9.5 - 19	50.00	29.98	500
ZHSDS-25.4X50-B7641-YL	620139	12.7 - 25.4	50.00	39.87	300
ZHSDS-38.1X50-B7641-YL	620140	19.05 - 38.1	50.00	59.81	100
ZHSDS-50.8X50-B7641-YL	620141	25.4 - 50.8	50.00	79.75	100
ZHSDS-2.4X25-B7641-WT	620143	1.2 - 2.4	25.00	3.76	2000
ZHSDS-2.4X50-B7641-WT	620144	1.2 - 2.4	50.00	3.76	1000
ZHSDS-3.2X25-B7641-WT	620145	1.6 - 3.2	25.00	5.0	2000
ZHSDS-3.2X50-B7641-WT	620146	1.6 - 3.2	50.00	5.0	1000
ZHSDS-4.8X25-B7641-WT	620147	2.4 - 4.8	25.00	7.53	2000
ZHSDS-4.8X50-B7641-WT	620148	2.4 - 4.8	50.00	7.53	1000
ZHSDS-6.4X25-B7641-WT	620149	3.2 - 6.4	25.00	10.04	2000
ZHSDS-6.4X50-B7641-WT	620150	3.2 - 6.4	50.00	10.04	1000
ZHSDS-9.5X25-B7641-WT	620151	4.75 - 9.5	25.00	14.91	1000
ZHSDS-9.5X50 -B7641-WT	620152	4.75 - 9.5	50.00	14.91	500
ZHSDS-12.7X25-B7641-WT	620153	6.35 - 12.7	25.00	19.93	1000
ZHSDS-12.7X50-B7641-WT	620154	6.35 - 12.7	50.00	19.93	500
ZHSDS-19X25-B7641-WT	620155	9.5 - 19	25.00	29.98	1000
ZHSDS-19X50-B7641-WT	620156	9.5 - 19	50.00	29.98	500
ZHSDS-25.4X50-B7641-WT	620157	12.7 - 25.4	50.00	39.87	300
ZHSDS-38.1X50-B7641-WT	620158	19.05 - 38.1	50.00	59.81	100
ZHSDS-50.8X50-B7641-WT	620159	25.4 - 50.8	50.00	79.75	100

BRADY MT WHEN PERFORMANCE MATTERS MOST™

WIRE AND CABLE MARKING

Diesel Resistant heat shrink Sleeves

MATERIAL: B-7646

Material B-7646 meets the requirements imposed by the following standards:
- NF F 00-608 type A and H
- SAE AS-81531 (ex MIL-M-81531) (mark permanence)
- MIL-STD-202 method 215K (resistance to solvents)

B-7646 is a yellow, heat shrink material with a shrink ratio 3:1, used to identify cables and wires in applications which involve long periods of exposure to organic fluids and oils.
- The colour yellow responds to railway sector demands
- Printable on 2 sides
- Available in 5 sizes
- Recommended ribbon: series R-6600
- Compatible with BP Precision printer

-2S	1 pre-cutting	2 sleeves 25 mm in width each
-3S	2 pre-cutting	3 sleeves 16.67 mm in width each
-4S	3 pre-cutting	4 sleeves 12.5 mm in width each

DESCRIPTION	CODE	MIN/MAX RANGE OF WIRE DIAMETER (mm)	LENGTH (mm)	QUANTITY PER ROLL
Diesel Resistant Sleeves				
3:1DPS-3,2x50-B7646-YL	620611	1.2 - 3.2	50	2500
3:1DPS-4,8x50-B7646-YL	620612	1.5 - 4.8	50	2500
3:1DPS-6,4x50-B7646-YL	620613	1.8 - 6.4	50	2500
3:1DPS-9,5x50-B7646-YL	620614	3.0 - 9.5	50	1000
3:1DPS-12.7x50-B7646-YL	620615	3.8 - 12.7	50	500
Perforated Diesel Resistant Sleeves				
3:1DPS-3.2x50-B7646-YL-2S	621992	1.2 - 3.2	25	5000
3:1DPS-3.2x50-B7646-YL-3S	621993	1.2 - 3.2	16.67	7500
3:1DPS-3.2x50-B7646-YL-4S	621994	1.2 - 3.2	12.5	10000
3:1DPS-4.8x50-B7646-YL-2S	621995	1.5 - 4.8	25	5000
3:1DPS-4.8x50-B7646-YL-3S	621996	1.5 - 4.8	16.67	7500
3:1DPS-4.8x50-B7646-YL-4S	621997	1.5 - 4.8	12.5	10000
3:1DPS-6.4x50-B7646-YL-2S	621998	1.8 - 6.4	25	5000
3:1DPS-6.4x50-B7646-YL-3S	621999	1.8 - 6.4	16.67	7500
3:1DPS-6.4x50-B7646-YL-4S	622000	1.8 - 6.4	12.5	10000
3:1DPS-9.5x50-B7646-YL-2S	622001	3.0 - 9.5	25	2000
3:1DPS-9,5x50-B7646-YL-3S	622002	3.0 - 9.5	16.67	3000
3:1DPS-9.5x50-B7646-YL-4S	622003	3.0 - 9.5	12.5	4000
3:1DPS-12.7x50-B7646-YL-2S	621989	3.8 - 12.7	25	1000
3:1DPS-12,7x50-B7646-YL-3S	621990	3.8 - 12.7	16.67	1500
3:1DPS-12.7x50-B7646-YL-4S	621991	3.8 - 12.7	12.5	2000



CABLE AND WIRE MARKING

Heatex series heat shrink sleeves in continuous roll

Features:

Compatible with BP-PR Plus printer.
Can be cut or punched exactly to the length necessary thanks to the BR PR accessories.
Material: heat shrink polyolefin with shrink ratio 2:1 in compliance with RoHS directive requirements. Reference ribbon: R-6002
B-7641 halogen-free
B-7642 standard

DESCRIPTION	CODE	ROLL LENGHT	WIRE DIAMETER min (mm)
2:1TPFR-12.7MMX60M-B7642-WT	620500	60M	6.35
2:1TPFR-12.7MMX60M-B7642-YL	620501	60M	6.35
2:1TPFR-19MMX60M-B7642-WT	620502	60M	9.5
2:1TPFR-19MMX60M-B7642-YL	620503	60M	9.5
2:1TPFR-25.4MMX60M-B7642-WT	620504	60M	12.7
2:1TPFR-25,4MMX60M-B7642-YL	620505	60M	12.7
2:1TPFR-3.2MMX100M-B7642-WT	620506	100M	1.6
2:1TPFR-3.2MMX100M-B7642-YL	620507	100M	1.6
2:1TPFR-38.1MMX60M-B7642-WT	620508	60M	19
2:1TPFR-38.1MMX60M-B7642-YL	620509	60M	19
2:1TPFR-4.8MMX100M-B7642-WT	620510	100M	2.4
2:1TPFR-4.8MMX100M-B7642-YL	620511	100M	2.4
2:1TPFR-6.4MMX100M-B7642-WT	620512	100M	3.2
2:1TPFR-6.4MMX100M-B7642-YL	620513	100M	3.2
2:1TPFR-9.5MMX60M-B7642-WT	620514	60M	4.8
2:1TPFR-9.5MMX60M-B7642-YL	620515	60M	4.8
2:1ZHTPFR-12.7MMX50M-B7641-WT	620520	50M	6.35
2:1ZHTPFR-12.7MMX50M-B7641-YL	620521	50M	6.35
2:1ZHTPFR-19MMX50M-B7641-WT	620522	50M	9.5
2:1ZHTPFR-2.4MMX50M-B7641-WT	620523	50M	1.2
2:1ZHTPFR-2.4MMX50M-B7641-YL	620524	50M	1.2
2:1ZHTPFR-25.4MMX30M-B7641-WT	620525	30M	12.7
2:1ZHTPFR-25.4MMX30M-B7641-YL	620526	30M	12.7
2:1ZHTPFR-3.2MMX100M-B7641-WT	620527	100M	1.6
2:1ZHTPFR-3.2MMX100M-B7641-YL	620528	100M	1.6
2:1ZHTPFR-38.1MMX50M-B7641-WT	620529	50M	19
2:1ZHTPFR-38.1MMX50M-B7641-YL	620530	50M	19
2:1ZHTPFR-4.8MMX100M-B7641-WT	620531	100M	2.4
2:1ZHTPFR-4.8MMX100M-B7641-YL	620532	100M	2.4
2:1ZHTPFR-50.8MMX50M-B7641-WT	620533	50M	25.4
2:1ZHTPFR-50.8MMX50M-B7641-YL	620534	50M	25.4
2:1ZHTPFR-6.4MMX100M-B7641-WT	620535	100M	3.2
2:1ZHTPFR-6.4MMX100M-B7641-YL	620536	100M	3.2
2:1ZHTPFR-9.5MMX50M-B7641-WT	620537	50M	4.8
2:1ZHTPFR-9.5MMX50M-B7641-YL	620538	50M	4.8





NAMEPLATE TAGS

For Roll System



COLOUR KEY:

WT = White
BO = Black
SV = Metallic gray
YL = Yellow
GR = Green
RD = Red

MATERIAL: ADHESIVE POLYESTER FOAM B-7593

DESCRIPTION	CODE	PACK	WIDTH mm (A)	HEIGHT mm (B)	DIAMETER mm (D)	RIBBON
THTEP-01-7593-BK	805858	2500 tags	27	8		R- 6006
THTEP-01-7593-SV	805803	2500 tags	27	8		R- 6006
THTEP-01-7593-WT	805796	2500 tags	27	8		R- 6006
THTEP-02-7593-BK	805859	2000 tags	27	12.5		R- 6006
THTEP-02-7593-SV	805804	2500 tags	27	12.5		R- 6006
THTEP-02-7593-WT	805797	2000 tags	27	15		R- 6006
THTEP-03-7593-BK	805860	1500 tags	27	15		R- 6006
THTEP-03-7593-SV	805806	1500 tags	27	15		R- 6006
THTEP-03-7593-WT	805798	1500 tags	27	15		R- 6006
THTEP-04-7593-BK	805861	1500 tags	27	18		R- 6006
THTEP-04-7593-SV	805807	1500 tags	27	18		R- 6006
THTEP-04-7593-WT	805799	1500 tags	27	18		R- 6006
THTEP-05-7593-BK	805862	750 tags	30	40	24	R- 6006
THTEP-05-7593-GR	805801	750 tags	30	40	24	R- 6006
THTEP-05-7593-RD	805800	750 tags	30	40	24	R- 6006
THTEP-05-7593-SV	805865	750 tags	30	40	24	R- 6006
THTEP-05-7593-WT	805864	750 tags	30	40	24	R- 6006
THTEP-06-7593-BK	805863	1500 tags	45	15		R- 6002
THTEP-06-7593-SV	805808	1500 tags	45	15		R- 6002
THTEP-06-7593-WT	805802	1500 tags	45	15		R- 6002
THTEP-07-7593-BK	620373	1250 tags	35	18		R- 6006
THTEP-07-7593-SV	620372	1250 tags	35	18		R- 6006
THTEP-07-7593-WT	620371	1250 tags	35	18		R- 6006
THTEP-07-7593-YL	620374	1250 tags	35	18		R- 6006
THTEP-08-7593-BK	620460	1250 tags	48	19		R- 6002
THTEP-08-7593-SV	620459	1250 tags	48	19		R- 6002
THTEP-08-7593-WT	620458	1250 tags	48	19		R- 6002
THTEP-08-7593-YL	620461	1250 tags	48	19		R- 6002
THTEP-09-7593-BK	620432	1200 tags	69	19		R- 6002
THTEP-09-7593-SV	620431	1200 tags	69	19		R- 6002
THTEP-09-7593-WT	620430	1200 tags	69	19		R- 6002
THTEP-09-7593-YL	620433	1200 tags	69	19		R- 6002
THTEP-11-7593-BK	620440	500 tags	100	30		R- 6007
THTEP-11-7593-SV	620439	500 tags	100	30		R- 6007
THTEP-11-7593-SV	620439	500 tags	100	30		R- 6007

NAMEPLATE TAGS

For Roll System



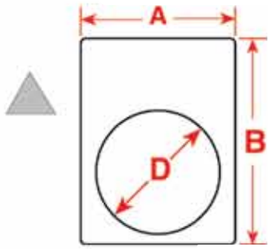

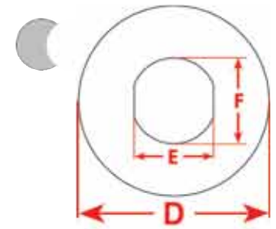

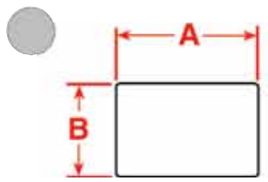

DESCRIPTION	CODE	PACK	WIDTH mm (A)	HEIGHT mm (B)	DIAMETER mm (D)	RIBBON
THTEP-11-7593-WT	620438	500 tags	100	30		R- 6007
THTEP-11-7593-YL	620441	500 tags	100	30		R- 6007
THTEP-12-7593-BK	620444	500 tags	100	50		R- 6007
THTEP-12-7593-SV	620443	500 tags	100	50		R- 6007
THTEP-12-7593-WT	620442	500 tags	100	50		R- 6007
THTEP-12-7593-YL	620445	500 tags	100	50		R- 6007
THTEP-15-7593-BK	620377	750 tags	60	30		R- 6002
THTEP-15-7593-SV	620376	750 tags	60	30		R- 6002
THTEP-15-7593-WT	620375	750 tags	60	30		R- 6002
THTEP-15-7593-YL	620378	750 tags	60	30		R- 6002
THTEP-16-7593-BK	620381	500 tags	90	45		R- 6007
THTEP-16-7593-SV	620380	500 tags	90	45		R- 6007
THTEP-16-7593-WT	620379	500 tags	90	45		R- 6007
THTEP-16-7593-YL	620382	500 tags	90	45		R- 6007
THTEP-17-7593-SV	620478	400 tags	69	150		R- 6002
THTEP-17-7593-WT	620479	400 tags	69	150		R- 6002
THTEP-18-7593-SV	620480	400 tags	69	150		R- 6002
THTEP-18-7593-WT	620481	200 tags	60	400		R- 6002
THTEP-19-7593-YL	620482	100 tags			D60, (E25,F27)	R- 6002
THTEP-19-7593-RD	622135	100 tags			D60, (E25,F27)	R- 6002
THTEP-20-7593-WT	620483	2800 tags	8	125		R- 6007

EPREP – MATERIAL B-7593

DESCRIPTION	CODE	PACK	WIDTH mm (A)	HEIGHT mm (B)
THTEP-21-7593-WT	622126	500 tags	75	25
THTEP-21-7593-YL	622127	500 tags	75	25
THTEP-22-7593-WT	622128	500 tags	100	25
THTEP-22-7593-YL	622129	500 tags	100	25

ELECTRICAL COMPONENT IDENTIFICATION AND NAME PLATES

Nylon yellow label
Polyester name plate label





COMPONENT IDENTIFICATION (PLC, CONTACTORS, ETC.) WITH WITH YELLOW LABELS IN NYLON B-499

DESCRIPTION	CODE	DIMENSIONS mm	LABELS per row	PACK	SUPPORT WIDTH
THT-20x8-B499-YL	620588	20 x 8	3	7,500 labels	71 mm
THT-15x9-B499-YL	620589	15 x 9	4	7,500 labels	73 mm
THT-16x5-B499-YL	620590	16 x 5	4	7,500 labels	77 mm

POLYESTER NAME PLATE LABEL

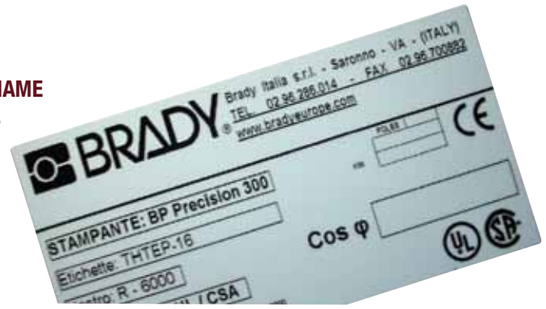

WHITE POLYESTER NAME PLATE LABEL B-423, B-434 AND B-486 METALLIC POLYESTER

DESCRIPTION	CODE	DIMENSIONS mm	COLOUR	PACK	SUPPORT WIDTH
THT-17-423-3	030131	50.8 X 25.4	White	3,000	55 mm
THT-17-434-3	030282	50.8 X 25.4	Silver gloss	3,000	55 mm
THT-19-423-3	030137	76.2 X 50.8	White	1,000	81 mm
THT-19-434-1	030284	76.2 X 50.8	Silver gloss	1,000	81 mm
THT-19-486-1	020787	76.2 X 50.8	Silver matte	1,000	81 mm
THT-55-423-1	030245	101.6 X 50.8	White	1,000	106 mm
THT-55-434-1	030287	101.6 X 50.8	Silver gloss	1,000	106 mm

LABELS FOR NAME PLATES

Polyester labels in continuous rolls

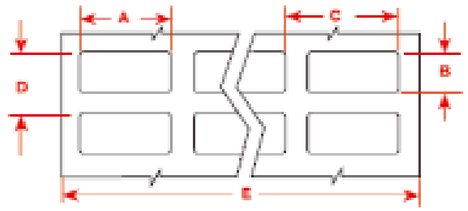

LABELS FOR HEAT TRANSFER PRINTING

Material: white and silver gloss silver polyester
Printing with BP Precision and BBP11 printers

CONTINUOUS ROLL

DESCRIPTION	CODE	MATERIAL	COLOUR	WIDTH LABEL (mm) A	LABEL HEIGHT (mm) B	RIBBON
THT-21-423	030151	Polyester	White	76.20	91.44 m	R-6002
THT-21-434	030285	Polyester Metallic	White	76.20	91.44 m	R-6002

LABELMARK PROFESSIONAL SOFTWARE





Labelmark 5 was developed specifically for creating and printing labels in the electronics industry.

Labelmark is the ideal printing solution for manufacturers of panels and automatic machines, plant engineers, installers, municipal companies and more. It is compatible with the BMP71, BP Precision 300 model printers or any other printer with Windows driver.

APPLICATIONS:

Wire and cable marking
Panel identification
Name Plates
Danger labels

Minimum system requirements:

Windows® Server 2003, Server 2008, Vista™ with SP1, XP with SP3 operating system

Pentium® 1GHz or higher processor
RAM 512 MB or higher
Hard disk with 500 MB free space
Display 1024 x 768 high colour, 32-bit or higher



LABELMARK PROFESSIONAL SOFTWARE

FEATURES:

Two Software in a single software package:
Labelmark for simple labels (alphanumeric codes), Labelmark Plus for creating more complex labels (logos, bar codes, symbols)

Text feature:
Creates and formats simple text; Find and Replace function

Creates labels in series:
Possibility of creating labels with a counter

Automatic text repetition:
Wire marker label printing

Data import:
Allows importing of data from spreadsheets (XLS) and text files (TXT).

Symbols library:
Electronic, structured wiring symbols and safety pictograms

Brady labels library
All Brady label formats entered into a special library

Applications:
Wire and cable marking
Panel identification
Name Plates
Danger labels

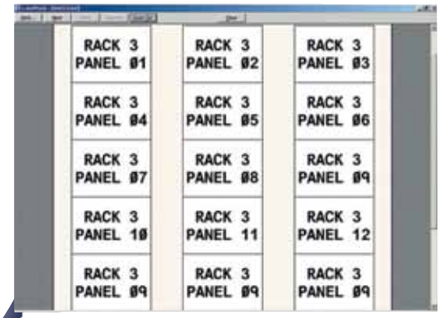

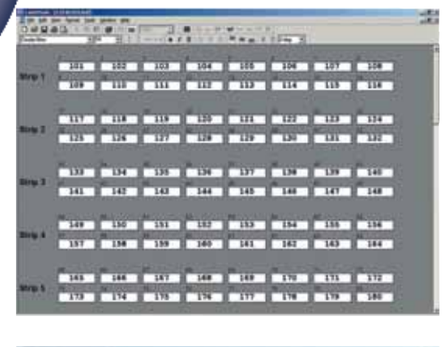



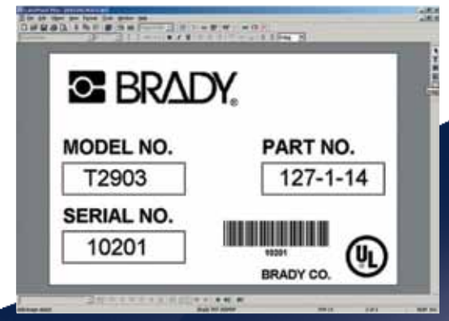

ADEMARK WIRE MARKERS	
TEMPERATURE RANGE	-30 to +80°c
MATERIAL	PVC
SELF-EXTINGUISHING	UL94V0

Ademark is a marking system which allows users to carry out all types of marking and identification necessary for panels, uniformly and quickly. Ademark Wire Marking is standardised and can be composed and inserted into various types of sleeves and tags.

ADEMARK WIRE MARKING

Ademark wire markers are modular: a single series of numbers and letters to compose any marking. Applied on adhesive strips, they can be removed quickly and inserted into sleeves.
The markers are oval with holding tabs.
The strips are composed of:
- 25 markers – width mm 3
- 30 markers – width mm 2.4
Marking: Black on White, Black on Yellow, Coloured 0-9, A-Z, a-z, + -/.= ~ Δ Y Ground International colour code



ADEMARK WIRE MARKING

DESCRIPTION	CODE	PACK
P3 Ademark Wire Markers		
Numbers from 0 to 9	from ST3W00	1,000 pieces
	to ST3W09	1,000 pieces
Letters from A to Z	from ST3WLA	1,000 pieces
	to ST3WLZ	1,000 pieces
Symbols		
+	ST3WSP	1,000 pieces
-	ST3WSM	1,000 pieces
ground	ST3WSH	1,000 pieces
/	ST3WSB	1,000 pieces
.	ST3WST	1,000 pieces
:	ST3WSD	1,000 pieces
=	ST3WSE	1,000 pieces
P 2.3 Ademark Wire Markers		
Numbers from 0 to 9	from ST2W00	1,000 pieces
	to ST2W09	1,000 pieces
Letters from A to Z	from ST2WLA	1,000 pieces
	to ST2WLZ	1,000 pieces
Symbols		
+	ST2WSP	1,000 pieces
-	ST2WSM	1,000 pieces
ground	ST2WSH	1,000 pieces
/	ST2WSB	1,000 pieces
.	ST2WST	1,000 pieces
:	ST2WSD	1,000 pieces
=	ST2WSE	1,000 pieces

For the yellow version, replace W with the letter Y

P3/P2.3 ADEMARK WIRE MARKERS

NEUTRAL	NEUTRAL	COLOUR CODE		International CODES	International CODES
ST2NNN	ST3NNN	black	N	ST2I00 N° 0	ST3I00 N° 0
ST2BBB	ST3BBB	brown	B	ST2I01 N° 1	ST3I01 N° 1
ST2RRR	ST3RRR	red	R	ST2I02 N° 2	ST3I02 N° 2
ST2OOO	ST3OOO	orange	O	ST2I03 N° 3	ST3I03 N° 3
ST2YYY	ST3YYY	yellow	Y		
ST2VVV	ST3VVV	green	V	ST2I05 N° 5	ST3I05 N° 5
ST2LLL	ST3LLL	light blue	L	ST2I06 N° 6	ST3I06 N° 6
ST2III	ST3III	purple	I	ST2I07 N° 7	ST3I07 N° 7
ST2GGG	ST3GGG	gray	G	ST2I08 N° 8	ST3I08 N° 8
ST2WWW	ST3WWW	white	W		
ST2PPP	ST3PPP	pink	P		

ADEMARK HOOK

To remove marking in the event of modifications.





ADEMARK DISTRIBUTOR

Created to contain 25 marker strips.
In rigid Nylon Black glass with removable brass and rubber feet, can be used as a reading desk or on the floor. If more than 25 markers are required, distributors can be paired. Marker searches are instant and numbers are removed very quickly. Finished strip replacement is immediate.

ADEMARK KIT

The Ademark kit is composed of:
1 beech carrying case (38x24x12.5 cm) with handle
1 Ademark Distributor
1 Tool and 1 Hook
1000 Markers for number 0-9 and for letter:
A B C R S T U V W X Y Z + - Ground
750 sleeves mod. 1
750 sleeves mod. 2
500 sleeves mod. 3

The carrying case can be supplied empty to house 49 boxes of markers, tools and distributor.

ADEMARK TOOL

DESCRIPTION	CODE	PACK
ADEMARK TOOL to compose marks		
Length 15 mm, plastic-covered handle	SAT15R	1
Length 30 mm, plastic-covered handle	SAT30R	1
HOOK for removing markers	SAUN15	1
ADEMARK DISTRIBUTOR created to contain 25 marker strips	SADIST	1
The ADEMARK KIT is composed of: Beech carrying case (38x24x12.5 cm), 1 distributor, 1 tool and 1 hook, sleeves mod. 1, 2, 3 markers A B C R S T U V W X Y Z + - Ground 0 to 9	SAKITC	1
EMPTY ADEMARK KIT	SAKITV	1





ADEMARK TOOL

In specially shaped burnished steel for composing marks and inserting them into sleeves.
The ring is inserted with the slightly angled tool and is removed by bending the tool toward the operator





ADEMARK SLEEVES

Ademark sleeves are in transparent PVC. The particular shape of the sleeves helps them to fit to cables of various diameters, minimizing inventories. Only seven types of cable sleeves with external diameter from 1.3 to 24 mm.

Can be used with Ademark wire markers, Unimark wire markers, ACS Tags, Rigid Inserts

ADEMARK SLEEVER	
TEMPERATURE RANGE	-30 to +60°c
MATERIAL	PVC
SELF-EXTINGUISHING	UL94V0

MODEL	DIAM. EXTERNAL mm	approx. SECTION mm2
Model 0	external diam. of cable mm 1.3-2.0	0.22-0.5
Model 1	external diam. of cable mm 1.8-2.5	0.5-1.5
Model 2	external diam. of cable mm 2.5-4.0	0.75-2.5
Model 3	external diam. of cable mm 4-6.5	2.5-6.0
Model 4	external diam. of cable mm 6-10	10-35
Model 5	external diam. of cable mm 9-15	25-70
Model 6	external diam. of cable mm 15-24	35-120



SLEEVE LENGTH mm 16

DESCRIPTION	CODE	PACK
Sleeve Model 0x16	SA0016	2,000 pieces
Sleeve Model 1x16	SA0116	2,000 pieces
Sleeve Model 2x16	SA0216	2,000 pieces
Sleeve Model 3x16	SA0316	1,000 pieces
Sleeve Model 4x16	SA0416	1,000 pieces
Sleeve Model 5x16	SA0516	750 pieces
Sleeve Model 6x16	SA0616	500 pieces

SLEEVE LENGTH mm 18

DESCRIPTION	CODE	PACK
Sleeve Model 0x18	SA0018	2,000 pieces
Sleeve Model 1x18	SA0118	2,000 pieces
Sleeve Model 2x18	SA0218	2,000 pieces
Sleeve Model 3x18	SA0318	1,000 pieces
Sleeve Model 4x18	SA0418	1,000 pieces
Sleeve Model 5x18	SA0518	750 pieces
Sleeve Model 6x18	SA0618	500 pieces

Special lengths available upon request

SLEEVE LENGTH mm 23

DESCRIPTION	CODE	PACK
Sleeve Model 0x23	SA0023	2,000 pieces
Sleeve Model 1x23	SA0123	2,000 pieces
Sleeve Model 2x23	SA0223	2,000 pieces
Sleeve Model 3x23	SA0323	1,000 pieces
Sleeve Model 4x23	SA0423	1,000 pieces
Sleeve Model 5x23	SA0523	500 pieces
Sleeve Model 6x23	SA0623	500 pieces

SLEEVE LENGTH mm 10

DESCRIPTION	CODE	PACK
Sleeve Model 0x10	SA0010	2,000 pieces
Sleeve Model 1x10	SA0110	2,000 pieces
Sleeve Model 2x10	SA0210	2,000 pieces
Sleeve Model 3x10	SA0310	1,000 pieces
Sleeve Model 4x10	SA0410	1,000 pieces
Sleeve Model 5x10	SA0510	1,000 pieces
Sleeve Model 6x10	SA0610	500 pieces



SLEEVE LENGTH mm 12

DESCRIPTION	CODE	PACK
Sleeve Model 0x12	SA0012	2,000 pieces
Sleeve Model 1x12	SA0112	2,000 pieces
Sleeve Model 2x12	SA0212	2,000 pieces
Sleeve Model 3x12	SA0312	1,000 pieces
Sleeve Model 4x12	SA0412	1,000 pieces
Sleeve Model 5x12	SA0512	1,000 pieces
Sleeve Model 6x12	SA0612	500 pieces

SLEEVE LENGTH mm 30

DESCRIPTION	CODE	PACK
Sleeve Model 0x30	SA0030	1,000 pieces
Sleeve Model 1x30	SA0130	1,500 pieces
Sleeve Model 2x30	SA0230	1,000 pieces
Sleeve Model 3x30	SA0330	1,000 pieces
Sleeve Model 4x30	SA0430	500 pieces
Sleeve Model 5x30	SA0530	500 pieces
Sleeve Model 6x30	SA0630	200 pieces

SLEEVES IN SKEINS

DESCRIPTION	CODE	PACK
Sleeve Model 0	SA00MT	50 metres
Sleeve Model 1	SA01MT	50 metres
Sleeve Model 2	SA02MT	50 metres
Sleeve Model 3	SA03MT	50 metres
Sleeve Model 4	SA04MT	50 metres
Sleeve Model 5	SA05MT	50 metres
Sleeve Model 6	SA06MT	50 metres

HALOGEN FREE

Can be used with
Ademark wire markers,
Unimark wire markers,
ACS wire markers,
Rigid Inserts





ADEMARK SLEEVES

The particular shape of the sleeves helps them to fit to cables of various diameters, minimizing inventories.
Only five types of cable sleeves with external diameter from 1.3 to 10 mm.

ADEMARK SLEEVES	
TEMPERATURE RANGE	-30 to +80°c
MATERIAL	PVC
SELF-EXTINGUISHING	UL94V0

MODEL	DIAM. EXTERNAL mm	approx. SECTION mm2
Model 0	external diam. of cable mm 1.3-2.0	0.22-0.5
Model 1	external diam. of cable mm 1.8-2.5	0.5-1.5
Model 2	external diam. of cable mm 2.5-4.0	0.75-2.5
Model 3	external diam. of cable mm 4-6.5	2.5-6.0
Model 4	external diam. of cable mm 6-10	10-35

SLEEVE LENGTH mm 12

DESCRIPTION	CODE	PACK
Sleeve Model 0x12	ES0012	2,000 pieces
Sleeve Model 1x12	ES0112	2,000 pieces
Sleeve Model 2x12	ES0212	2,000 pieces
Sleeve Model 3x12	ES0312	1,000 pieces
Sleeve Model 4x12	ES0412	1,000 pieces

SLEEVE LENGTH mm 18

DESCRIPTION	CODE	PACK
Sleeve Model 0x18	ES0018	2,000 pieces
Sleeve Model 1x18	ES0118	2,000 pieces
Sleeve Model 2x18	ES0218	2,000 pieces
Sleeve Model 3x18	ES0318	1,000 pieces
Sleeve Model 4x18	ES0418	1,000 pieces

SLEEVE LENGTH mm 23

DESCRIPTION	CODE	PACK
Sleeve Model 0x23	ES0023	2,000 pieces
Sleeve Model 1x23	ES0123	2,000 pieces
Sleeve Model 2x23	ES0223	2,000 pieces
Sleeve Model 3x23	ES0323	1,000 pieces
Sleeve Model 4x23	ES0423	1,000 pieces

SLEEVE LENGTH mm 30

DESCRIPTION	CODE	PACK
Sleeve Model 0x30	ES0030	1,000 pieces
Sleeve Model 1x30	ES0130	1,500 pieces
Sleeve Model 2x30	ES0230	1,000 pieces
Sleeve Model 3x30	ES0330	1,000 pieces
Sleeve Model 4x30	ES0430	500 pieces

BRADY MT WHEN PERFORMANCE MATTERS MOST™

CLIP-LOCK SLEEVES
ADHESIVE SLEEVES



CLIP-LOCK SLEEVES

**For marking pre-wired cables.
Apply onto cables and lock with a snap closure.
Suitable for Ademark markers and ACS 4x23 Tags.**

CLIP-LOCK SLEEVES FOR ADEMARK MARKERS AND ACS WIRE MARKERS 4X23

DESCRIPTION		CODE	PACK
Model 1x23	for cables 1.7 – 3.0 mm	CLIP01	1000 pieces
Model 2x23	for cables 2.5 – 3.5 mm	CLIP02	1000 pieces
Model 3x23	for cables 3.3 – 4.8 mm	CLIP03	1000 pieces
Model 4x23	for cables 4.2 – 5.6 mm	CLIP04	1000 pieces
Model 5x23	for cables 5.0 – 7.0 mm	CLIP05	1000 pieces

Material: thermoplastic elastomer (TPE), UL94 class HB
Operating temperature: -30 + 80°C,
Colour: transparent.





ADHESIVE SLEEVES

Ademark adhesive sleeves are made of white rigid PVC with a transparent part. They allow for the marking of instruments, components, etc.

ADHESIVE TAGS FOR ADEMARK WIRE MARKERS AND ACS TAGS

DESCRIPTION	CODE	PACK
Model 9x12	SATA12	1000 pieces
Model 9x16	SATA16	1000 pieces
Model 9x18	SATA18	1000 pieces
Model 9x22	SATA22	1000 pieces
Model 9x25	SATA25	1000 pieces
Upon request: special lengths	SATASP	



CLIP-CHANNEL TAGS
SLEEVES FOR CABLE TIES



CHANNEL WITH HOLES, ADHESIVE CHANNEL, COVER FOR TRACKS

**Gray, rigid PVC track with holed or adhesive base.
Transparent rigid PVC cover.
Channel dimensions: height 6.5 mm
width mm 11**

CHANNEL	
TEMPERATURE RANGE	-30 to +80°c
MATERIAL	PVC
SELF-EXTINGUISHING	UL94V0

* see also page 35



CLIP TAGS

**Made in gray rigid PVC with a number holding pocket in transparent PVC.
The tags hook directly onto the Siemens contactors and on special tracks at any point, allowing aesthetically valid marking for components in series.**

CLIP SLEEVES FOR ADEMARK WIRE MARKERS AND ACS WIRE MARKERS: 4X12, 4X18, 4X23

DESCRIPTION	CODE	PACK
Size 9 x 20 mm	SATC00	1000 pieces
Size 9 x 12.9 x 23 mm (upon request)	SATCSP	-
Channel for Clip Tags and ACS Tags: SA4265, SA920N, SA935N		
Holed bars – cm 50	SABIF0	50 pieces
Holed bars – cm 100	SABI1F	50 pieces
Adhesive bars – cm 50	SABIAD	50 pieces
Adhesive bars – cm 100	SABI1A	50 pieces
Holed/Adhesive- cm (upon request)	SABISP	-
Cover for channel – Protection for SA4265, SA920N, SA935N		
Bars – cm 50	SABIC5	50 pieces
Bars – cm 100	SABIC1	50 pieces

SLEEVES FOR CABLE TIES

Sleeves in transparent PVC, used with FL type cable ties (width up to 4.8 mm) allow for the marking of cables, cable bundles, conduits, pipes, etc.

SLEEVES FOR STRIPS	
TEMPERATURE RANGE	-30 to +60°c
MATERIAL	PVC
SELF-EXTINGUISHING	UL94V0

FOR ADEMARK MARKERS AND ACS WIRE MARKERS: 4X12, 4X18, 4X23

DESCRIPTION	CODE	PACK
Model 9 – Length mm 16	SA0916	2000 pieces
Model 9 – Coil 100 m	SA09MT	100 metres
Model 10 – Length mm 18 (1 strip)	SA1018	1000 pieces
Model 10 – Length mm 23 (1 strip)	SA1023	1000 pieces
Model 10 – Length mm 28 (1 strip)	SA1028	1000 pieces
Model 10 – Length mm 32 (2 strips)	SA1032	1000 pieces
Model 10 – Length mm 36 (2 strips)	SA1036	1000 pieces
Model 10 – Length mm 47 (2 strips)	SA1047	1000 pieces



SLEEVE MODEL 11 FOR CABLE TIES

DESCRIPTION	CODE	PACK
Length 21 mm for ACS tags 9x20 mm (SA920N) for 1 cable tie	SA1121	1,000 pieces
Length 36 mm for ACS tags 9x35 mm (SA935N) for 2 cable ties	SA1135	500 pieces

BRADY WHEN PERFORMANCE MATTERS MOST MT

Special, very elastic polyvinyl chloride ring, semi-cut to form a chain from which they can be removed one by one. Each ring is ready instantly, never over-turned, never mixed with others, never lost.

Elastic
Each size inserts into various diameter cables.

In chains - do not get lost, are always in the proper direction.
Assembly - Insuperably rapid,
Economical - Low cost, minimum installation time
Minimum encumbrance - are inserted directly onto wires without the use of sleeves.
Ease of use - Spools of 1000/500 pieces minimize waste in terms of time, as stops for supply are minimised.

NUMERIC RING CHAIN

Semi-cut, white with black marking, yellow with black marking upon request.
Numbers, Letters, Symbols: + - / . = ~ Ground or coloured.
International colour code.

RING CHAIN	PACK
from diam. 0.8 to 3 mm	5 spools from 1,000 pieces
from diam. 3.5 a 4.5 mm	5 spools from 500 pieces
diam. 6 mm	4 spools from 500 pieces

D 0.8

Ring chain D 0.8
Numbers 0 to 9
from AC0W08
to AC9W08
Letters from A to Z
from ACAW08
to ACZW08

Symbol D 0.8
AC08WP +
AC08WM -
AC08WH ground
AC08WB /
AC08WT .

Neutral D 0.8
AC08NN (black)
AC08NB (brown)
AC08NR (red)
AC08NO (orange)
AC08NY (yellow)
AC08NV (green)
AC08NL (light blue)
AC08NI (purple)
AC08NG (gray)
AC08NW (white)
AC08NP (pink)

D 1.5

Ring chain D 1.5
Numbers 0 to 9
from AC0W15
to AC9W15
Letters from A to Z
from ACAW15
to ACZW15

Symbol D 1.5
AC15WP +
AC15WM -
AC15WH ground
AC15WB /
AC15WT .

Neutral D 1.5
AC15NN (black)
AC15NB (brown)
AC15NR (red)
AC15NO (orange)
AC15NY (yellow)
AC15NV (green)
AC15NL (light blue)
AC15NI (purple)
AC15NG (gray)
AC15NW (white
AC15NP (pink

D 2.0

Ring chain D 2.0
Numbers 0 to 9
from AC02W0
to AC92W0
Letters from A to Z
from ACAW20
from ACZW20

Symbols D 2.0
AC20WP +
AC20WM +
AC20WH Ground
AC20WB /
AC20WT .

Neutral D 2.0
AC20NN (black)
AC20NB (brown)
AC20NR (red)
AC20NO (orange)
AC20NY (yellow)
AC20NV (green)
AC20NL (light blue)
AC20NI (purple)
AC20NG (gray)
AC20NW (white)
AC20NP (pink)

D 2.5

Ring chain D 2.5
Numbers 0 to 9
from AC0W25
to AC9W25
Letters from A to Z
to ACAW25
to ACZW25

Symbol D 2.5
AC25WP +
AC25WM -
AC25WH ground
AC25WB /
AC25WT .

Neutral D 2.5
AC25NN (black)
AC25NB (brown)
AC25NR (red)
AC25NO (orange)
AC25NY (yellow)
AC25NV (green)
AC25NL (light blue)
AC25NI (purple)
AC25NG (gray)
AC25NW (white)
AC25NP (pink)

D 3.0

Ring chain D 3.0
Numbers 0 to 9
from AC0W30
to AC9W30
Letters from A to Z
to ACAW30
to ACZW30

Symbol D 3.0
AC30WP +
AC30WM -
AC30WH ground
AC30WB /
AC30WT .

Neutral D 3.0
AC30NN (black)
AC30NB (brown)
AC30NR (red)
AC30NO (orange)
AC30NY (yellow)
AC30NV (green)
AC30NL (light blue)
AC30NI (purple)
AC30NG (gray)
AC30NW (white)
AC30NP (pink)

For the yellow version, replace W with the letter Y

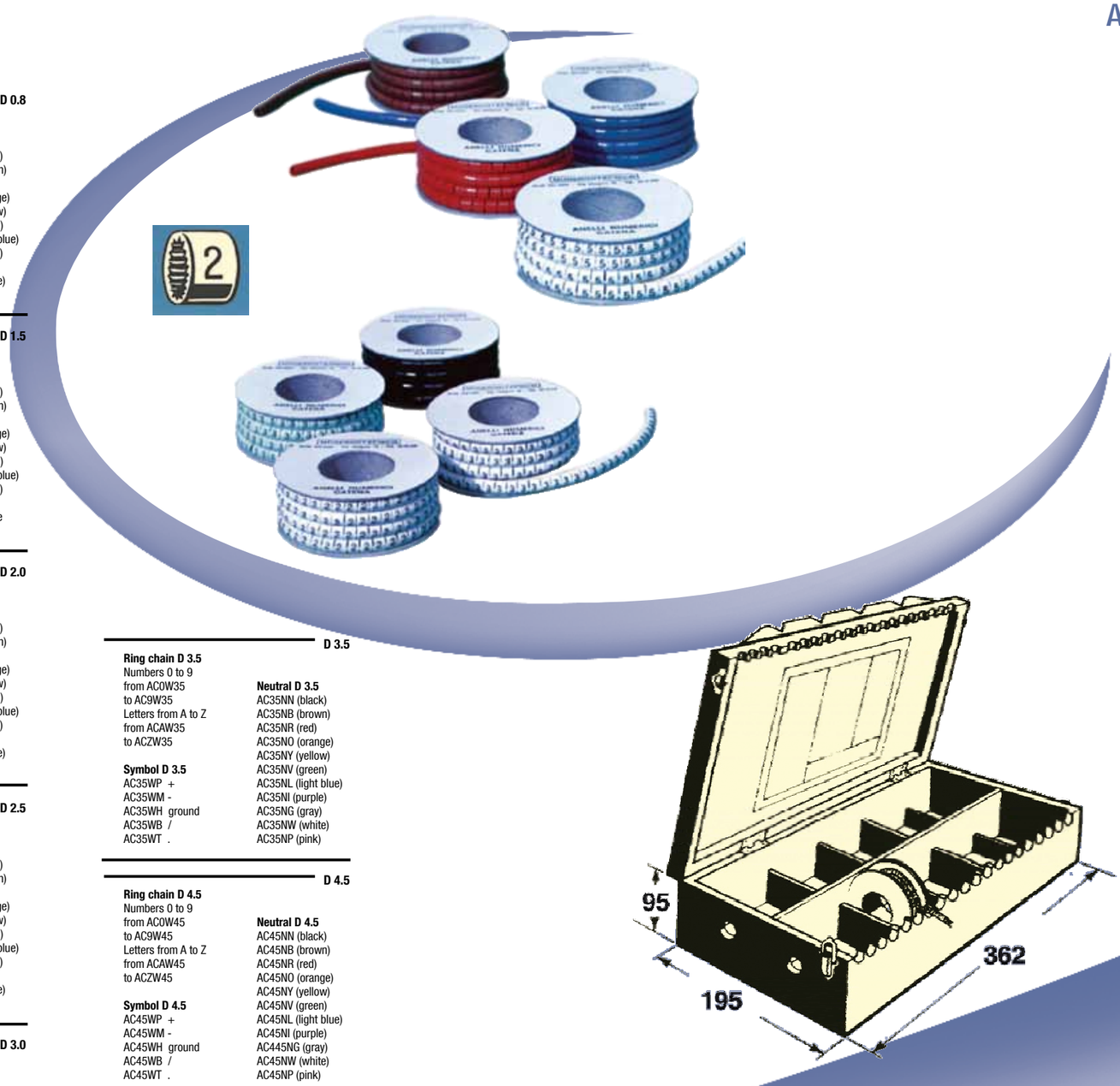

D 3.5

Ring chain D 3.5
Numbers 0 to 9
from AC0W35
to AC9W35
Letters from A to Z
from ACAW35
to ACZW35

Symbol D 3.5
AC35WP +
AC35WM -
AC35WH ground
AC35WB /
AC35WT .

Neutral D 3.5
AC35NN (black)
AC35NB (brown)
AC35NR (red)
AC35NO (orange)
AC35NY (yellow)
AC35NV (green)
AC35NL (light blue)
AC35NI (purple)
AC35NG (gray)
AC35NW (white)
AC35NP (pink)

D 4.5

Ring chain D 4.5
Numbers 0 to 9
from AC0W45
to AC9W45
Letters from A to Z
from ACAW45
to ACZW45

Symbol D 4.5
AC45WP +
AC45WM -
AC45WH ground
AC45WB /
AC45WT .

Neutral D 4.5
AC45NN (black)
AC45NB (brown)
AC45NR (red)
AC45NO (orange)
AC45NY (yellow)
AC45NV (green)
AC45NL (light blue)
AC45NI (purple)
AC445NG (gray)
AC45NW (white)
AC45NP (pink)

D 6.0

Ring chain D 6.0
Numbers 0 to 9
from AC0W60
to AC9W60
Letters from A to Z
from ACAW60
to ACZW60

Symbol D 6.0
AC60WP +
AC60WM -
AC60WH ground
AC60WB /
AC60WT .

Neutral D 6.0
AC60NN (black)
AC60NB (brown)
AC60NR (red)
AC60NO (orange)
AC60NY (yellow)
AC60NV (green)
AC60NL (light blue)
AC60NI (purple)
AC605NG (gray)
AC60NW (white)
AC60NP (pink)

REFERENCE TABLE FOR NEUTRAL RING CHAIN CODE COMPOSITION

Abbreviation + Diameter + Neutral + Colour
Example:
AC + 08 (0.5) + N + W (white)

20-PLACE CHAIN BOX

In polished beech wood.
High in order to hold 20 spools and 2 needles
Dimensions mm 195x362x95 H

DESCRIPTION	CODE	PACK
20-place chain box	ACCA20	1

MANUAL IDENTIFICATION

Index Rings - Spring rings - "Z" type Yellow Wire Markers

INDEX RINGS

Modular. Inserted by hand.
Indelible, do not dirty, do not come loose and do not rotate on the cable.
White marked in black.
Colours upon request.
Material: PVC.
Marked:
- numbers 0 to 9
- upper case letters
- conventional symbols: + - Ground.



INDEX RINGS CODE COMPOSITION	CODE
Index Rings + N + numbers + diam.	i.e. AIN345
Index Rings + L + letters + diam.	i.e. AILB45
Index Rings Number 0-9	
from 0	AIN0 + diam.
to 9	AIN9 + diam.
Index Rings Letters A – Z	
from A	AILA + diam.
to Z	AILZ + diam.

Index Rings diam. available (mm): 2 and 2.5 – 3 and 3.5 – 4 and 4.5 – 5 and 5.5 – 6 – 7 – 8

INDEX RING	PACK PER BOX
Width 4 mm - from diam. 2 to diam. 5.5 mm	1,000 pieces up to diam. 4.5 mm
Width 6 mm - from diam. 5 to diam. 8 mm	500 pieces up to diam. 6 mm

SPRING RINGS CODE COMPOSITION	CODE
Spring Rings + N + numbers + diam.	i.e. AEN311
Spring Rings + L + letters + diam.	i.e. AELB13
Spring Rings Number 0-9	
from 0	AIN0 + diam.
to 9	AIN9 + diam.
Spring Rings Letters A – Z	
from A	AELA + diam.
to Z	AELZ + diam.

Spring Rings diam. available (mm): 9 – 11 – 13 – 15 – 18 – 20

SPRING RING	PACK PER BOX
Width 6 mm - to diam. 9 mm	1,000 pieces up to diam. 13 mm
Width 8 mm - from diam. 11 to diam. 15 mm Width 10 mm - from diam. 18 to diam. 20 mm	500 pieces up to diam. 20 mm

SPRING RINGS

The elasticity of the material allows the mounting of "Spring Rings" on wires of various diameters. Assembly is carried out by hand with the special pliers.

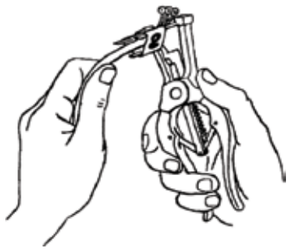

Material: Black elastic PVC.
Marks: numbers 0 to 9, upper case letters, conventional symbols: + - Ground. Flat nose pliers: Type G

Minimum: 2,000 rings per diameter and marking

MANUAL IDENTIFICATION

Index Rings - Spring rings - "Z" type Yellow Wire Markers







"Z" TYPE YELLOW WIRE MARKERS

Yellow wire marker rings in flexible PVC.
With a special shape, so each rings size can adapt to various diameter wires.
Cut in a Z shape to fit between each other, aligning the text.
Material: Flexible yellow PVC.
Marks:
- Numbers 0 to 9
- Letters A to Z,
- Symbols + - Ground.
Pack: spools.

YELLOW MARKED WITH BLACK	SPOOL PACK
Mod.0 for wires diam. mm. 1.8-2.7	1000 pc
Mod.1 for wires diam. mm. 2.2-3.5	1000 pc
Mod.2 for wires diam. mm. 2.5-4.1	1000 pc
Mod.3 for wires diam. mm. 3.2-5	1000 pc
Mod.4 for wires diam. mm. 4.3-7	500 pc
Mod.5 for wires diam. mm. 6.8-12	250 pc

Z TYPE WIRE MARKER CODE COMPOSITION	key
MZ	Z TYPE WIRE MARKER
0	MODEL
N number	S symbol L letter
MZ0GN1	model 0 number 1
MZ1GN1	model 1 number 1
MZ0GLA	model 0 letter A
MZ2GLA	model 2 letter A
MZ2GSP	

APPLICATOR CONECODE		CODE	PACK
Mod. 1	For Wire Markers model 0	MZCON1	1 piece
Mod. 2	For Wire Markers model 1	MZCON2	1 piece
Mod. 3	For Wire Markers model 2	MZCON3	1 piece
Mod. 4	For Wire Markers model 3	MZCON4	1 piece
Mod. 5	For Wire Markers model 4	MZCON5	1 piece
Mod. 6	For Wire Markers model 5	MZCON6	1 piece

BRADY MT WHEN PERFORMANCE MATTERS MOST



OPEN WIRE MARKING RINGS

Can be mounted on already connected wires and cables

Material: Polyamide 6.6
Temperature: from -30°C to +70°C

	TYPE D1	TYPE D2	TYPE D3	QTY/BOX
wire section mm2	0.5-1.5	1.5 - 2.5	4 - 6	500 pc for numbers 200 pc for letters and symbols

NUMBERS	TYPE D1 CODE	TYPE D2 CODE	TYPE D3 CODE	QTY/BOX COLOUR CODE
0	WC0ID1	WC0ID2	WC0ID3	
1	WC1ID1	WC1ID2	WC1ID3	
2	WC2ID1	WC2ID2	WC2ID3	
3	WC3ID1	WC3ID2	WC3ID3	
4	WC4ID1	WC4ID2	WC4ID3	
5	WC5ID1	WC5ID2	WC5ID3	
6	WC6ID1	WC6ID2	WC6ID3	
7	WC7ID1	WC7ID2	WC7ID3	
8	WC8ID1	WC8ID2	WC8ID3	
9	WC9ID1	WC9ID2	WC9ID3	







LETTERS	CODE	CODE	CODE	COLOUR CODE
A	WCLAD1	WCLAD2	WCLAD3	
B	WCLBD1	WCLBD2	WCLBD3	
C	WCLCD1	WCLCD2	WCLCD3	
D	WCLDD1	WCLDD2	WCLDD3	
E	WCLED1	WCLED2	WCLED3	
F	WCLFD1	WCLFD2	WCLFD3	
G	WCLGD1	WCLGD2	WCLGD3	
H	WCLHD1	WCLHD2	WCLHD3	
I	WCLID1	WCLID2	WCLID3	
J	WCLJD1	WCLJD2	WCLJD3	
K	WCLKD1	WCLKD2	WCLKD3	
L	WCLLD1	WCLLD2	WCLLD3	
M	WCLMD1	WCLMD2	WCLMD3	
N	WCLND1	WCLND2	WCLND3	
O	WCLOD1	WCLOD2	WCLOD3	
P	WCLPD1	WCLPD2	WCLPD3	
Q	WCLQD1	WCLQD2	WCLQD3	
R	WCLRD1	WCLRD2	WCLRD3	
S	WCLSD1	WCLSD2	WCLSD3	
T	WCLTD1	WCLTD2	WCLTD3	
U	WCLUD1	WCLUD2	WCLUD3	
V	WCLVD1	WCLVD2	WCLVD3	
W	WCLWD1	WCLWD2	WCLWD3	
X	WCLXD1	WCLXD2	WCLXD3	
Y	WCLYD1	WCLYD2	WCLYD3	
Z	WCLZD1	WCLZD2	WCLZD3	
SYMBOLS				
Mp	WCMPD1	WCMPD2	WCMPD3	
+	WCSPD1	WCSPD2	WCSPD3	
-	WCSMD1	WCSMD2	WCSMD3	
?	WCSGD1	WCSGD2	WCSGD3	
(	WCSAD1	WCSAD2	WCSAD3	
.	WCSFD1	WCSFD2	WCSFD3	
/	WCSBD1	WCSBD2	WCSBD3	

ADEMARK SIDE ENTRY WIRE MARKING

The system consists of a support base adhesive over which the elements necessary for marking have neatly arranged.

Material: PVC
Operating temperature: from -20° to +80°C
Complies with RoHS standard

Strips are available with marking in two widths:
- **AS3--- strips of 16 marks width 3mm**
- **AS2--- strips of 16 marks width 2.3mm**

Marking: - black on white
- black on yellow
- International colour code.
Symbols: 0-9, A-Z, a-z, + - / . = ~ Δ ⍰⍰ Ground.



NEUTRAL CODES, WITHOUT MARKING

DESCRIPTION	CODE	PACK
AD.SIDE ENTRY BROWN 2.3MM	AS2BBB	1200
AD.SIDE ENTRY GRAY 2.3MM	AS2GGG	1200
AD.SIDE ENTRY BLUE 2.3MM	AS2LLL	1200
AD.SIDE ENTRY BLACK 2.3MM	AS2NNN	1200
AD.SIDE ENTRY ORANGE 2.3MM	AS2OOO	1200
AD.SIDE ENTRY RED 2.3MM	AS2RRR	120
AD.SIDE ENTRY GREEN 2.3MM	AS2VVV	1200
AD.SIDE ENTRY WHITE 2.3MM	AS2WWW	1200
AD.SIDE ENTRY YELLOW 2.3MM	AS2YYY	1200
AD.SIDE ENTRY YELLOW 3MM	AS3YYY	1200
AD.SIDE ENTRY WHITE 3MM	AS3WWW	1200
AD.SIDE ENTRY BROWN 3MM	AS3BBB	1200
AD.SIDE ENTRY GRAY 3MM	AS3GGG	1200
AD.SIDE ENTRY BLUE 3MM	AS3LLL	1200
AD.SIDE ENTRY BLACK 3MM	AS3NNN	1200
AD.SIDE ENTRY ORANGE 3MM	AS3OOO	1200
AD.SIDE ENTRY RED 3MM	AS3RRR	1200
AD.SIDE ENTRY GREEN 3MM	AS3VVV	1200

INTERNATIONAL CODES

DESCRIPTION	CODE	PACK
AD.SIDE ENTRY BLK 3MM 0	AS3I00	1200
AD.SIDE ENTRY BRW 3MM 1	AS3I01	1200
AD.SIDE ENTRY RD 3MM 2	AS3I02	1200
AD.SIDE ENTRY OR 3MM 3	AS3I03	1200
AD.SIDE ENTRY GRN 3MM 5	AS3I05	1200
AD.SIDE ENTRY BL 3MM 6	AS3I06	1200
AD.SIDE ENTRY VIO 3MM 7	AS3I07	1200
AD.SIDE ENTRY GRY 3MM 8	AS3I08	1200
AD.SIDE ENTRY PURPLE 3MM	AS3III	1200
AD.SIDE ENTRY BLK 2.3MM 0	AS2I00	1200
AD.SIDE ENTRY BRW 2.3MM 1	AS2I01	1200
AD.SIDE ENTRY RD 2.3MM 2	AS2I02	1200
AD.SIDE ENTRY OR 2.3MM 3	AS2I03	1200
AD.SIDE ENTRY GRN 2.3MM 5	AS2I05	1200
AD.SIDE ENTRY BL 2.3MM 6	AS2I06	1200
AD.SIDE ENTRY PUR 2.3MM 7	AS3I07	1200
AD.SIDE ENTRY GRY 2.3MM 8	AS2I08	1200
AD.SIDE ENTRY PUR 2.3MM	AS2III	1200



STANDARD CODES

STANDARD WIRE MARKER CODE COMPOSITION
AS - ADEMARK SIDE ENTRY
PITCH - 2 = 2.3 mm / 3 = 3 mm
COLOUR - W = white / Y = yellow
L = letter
0 = number
S = symbol
I.E. AS2W02 AD.SIDE ENTRY 2.3 mm white nr. 2 AS3YLB AD.SIDE ENTRY 3 mm yellow letter B AS2YSB AD.SIDE ENTRY 2.3 mm symb. SLASH

STANDARD SYMBOL CODES

DESCRIPTION	CODE	PACK
AD.SIDE ENTRY WHITE 2.3MM AC	AS2WSA	1200
AD.SIDE ENTRY WHITE 2.3MM SLASH	AS2WSB	1200
AD.SIDE ENTRY WHITE 2.3MM DELTA	AS2WSF	1200
AD.SIDE ENTRY WHITE 2.3MM GROUND	AS2WSH	1200
AD.SIDE ENTRY WHITE 2.3MM LEFT ARROW	AS2WSL	1200
AD.SIDE ENTRY WHITE 2.3MM MINUS	AS2WSM	1200
AD.SIDE ENTRY WHITE 2.3MM PLUS	AS2WSP	1200
AD.SIDE ENTRY WHITE 2.3MM RIGHT ARROW	AS2WSR	1200
AD.SIDE ENTRY YELLOW 2.3MM :	AS2YSD	1200
AD.SIDE ENTRY YELLOW 2.3MM EQUALS	AS2YSE	1200
AD.SIDE ENTRY WHITE 2.3MM *	AS2YSX	1200

BRADY MT WHEN PERFORMANCE MATTERS MOST™

MANUAL IDENTIFICATION

Unimark wire marking

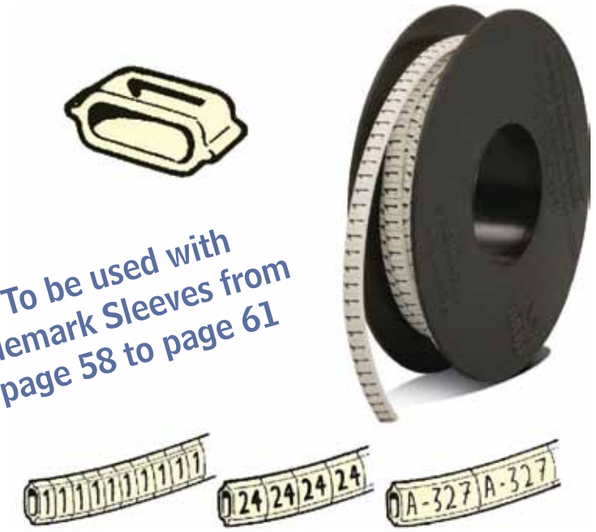



UNIMARK WIRE MARKING

Oval rings, semi-cut wrapped on a spool. White with black marking. Yellow with black marking.
Coloured: white, red, green, black, yellow, blue, brown, pink, gray, orange and purple.

Numbers 0-9,
Letters A –Z, Symbols + - / . = ~ Ground
Double numbers: 10 – 99 (length mm 6)
Numbers and abbreviations of 3,4,5 numbers (length mm 15)

UNIMARK TOOL

Dim. cm. 2.5 x 12.5 with plastic handle for composing marks and inserting them into sleeves.
Unimark Hook
To remove marking in the event of modifications.
Unimark Distributor
Dim. cm 21 x 22 x 9.5 in polished beech – contains 20 spools.

DESCRIPTION	CODE	NEUTRAL	COLOUR	CODE	PACK
Wire Markers Numbers 0 – 9		SUCNNN	black	N	
from 0	SUCW00	SUCBBB	brown	B	
to 9	SUCW09	SUCRRR	red	R	
		SUCOOO	orange	O	
Wire Markers Letters A – Z		SUCYYY	yellow	Y	
from A	SUCWLA	SUCVVV	green	V	
to Z	SUCWLZ	SUCLLL	light blue	L	
		SUCIII	purple	I	
Wire Marker Symbols + - Ground / .		SUCGGG	gray	G	
+	SUCWSP	SUCWWW	white	W	
-	SUCWSM	SUCPPP	pink	P	
Ground	SUCWSH				
/	SUCWSB				

For the yellow version, replace W with the letter Y



DESCRIPTION	CODE	PACK
UNIMARK TOOL for creating marks		
Lengths mm. 15 per max. 5 markings	SAT15R	1 piece
Lengths mm. 30 per max. 10 markings	SAT30R	1 piece
HOOK for removing markers	SAUN15	1 piece

MANUAL IDENTIFICATION

Cingo Sleeves - Neoprene Sleeves

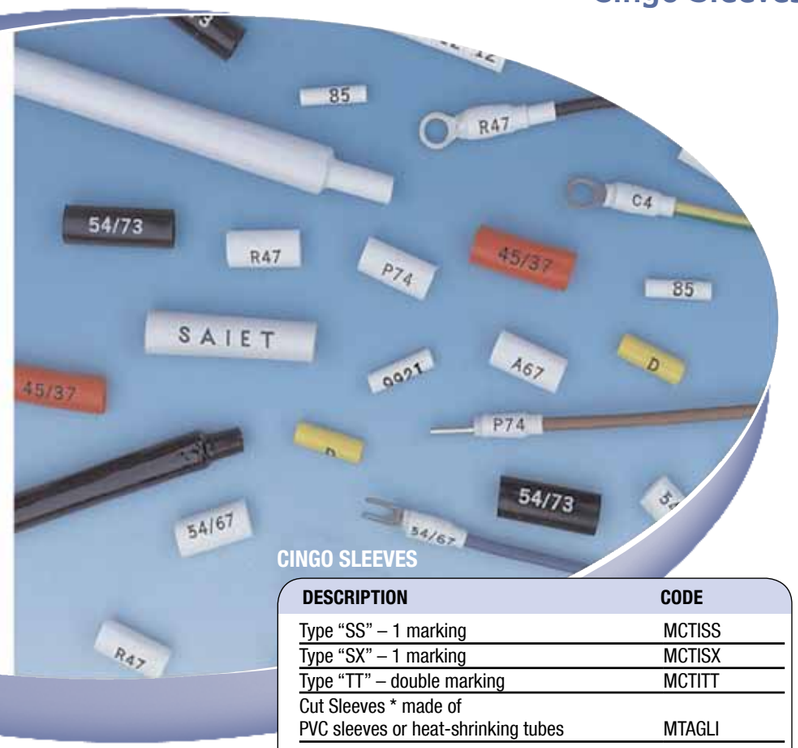

CINGO SLEEVES

DESCRIPTION	CODE
Type “SS” – 1 marking	MCTISS
Type “SX” – 1 marking	MCTISX
Type “TT” – double marking	MCTITT
Cut Sleeves * made of PVC sleeves or heat-shrinking tubes	MTAGLI

*neutral colour, mark upon customer request

CINGO SLEEVES

“Cingo Sleeves”, made from PVC sleeves or heat-shrinkable sleeves, are particularly suitable for markings composed of multiple numbers or letters.
They do not take up too much room, do not deteriorate with dust or dirt, do not age.

Type “SS”
hot marking from a single part int. diam. 1.5 -6 mm.
Length mm 7-36

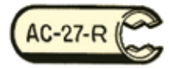

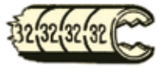

Type “SX”
identical to Type “SS” but semi-cut and connected in a chain.
Length mm 7-36



Type “TT”
Hot marking repeated on two diametrically opposed and reversed parts. Reads right to left.
Length mm 7-36





NEOPRENE SLEEVES

TYPE	DIAM. INTERNAL	FOR WIRES DIAM. MAX	WALL THICKNESS	CODE	PACK
0	1.25 x 20	2	0.5	MNTI00	1000 pieces
1	1.75 x 20	3.5	0.5	MNTI01	1000 pieces
1b	2.50 x 20	4.5	0.5	MNTI1B	1000 pieces
2	3 x 25	6	0.6	MNTI02	1000 pieces
3	5 x 25	9	0.7	MNTI03	1000 pieces
4	7.50 x 30	12	0.8	MNTI04	1000 pieces
5	10 x 35	15	1	MNTI05	500 pieces
8	12x 50	20	1	MNTI08	500 pieces
9	14x 50	23	1	MNTI09	500 pieces
10	17x 50	28	1	MNT110	500 pieces

Elastic Black Neoprene Sleeves for insulation and protection. Assembled with special flat nose pliers that expand the sleeve prior to assembly. Black. (Standard)

***Coloured: (upon request only) white, red, green, brown, purple, orange, yellow, gray, blue.**
Lengths and printing upon customer request.

3 NOSE PLIERS

To expand rings and elastic sleeves.

DESCRIPTION	CODE	PACK
Type KS for type 0 -1 – 1 bis (2 noses)	MNPITS	1
Type KD for type 1 -2 – 3	MNPITD	1
Type KK for type 2 -3 – 4 - 5	MNPITK	1
Type KG for type 5 -8 – 9 – 10	MNPITG	1

MANUAL IDENTIFICATION

ID Tags - MI-100 - Tags for Cable ties



ID TAGS

In satin white PVC, direct writing with markers for plastic.
Printed on two sides as per the design (English or Italian).
Dimensions mm 100 x 40
Packs of 50 pieces



ID TAGS

DESCRIPTION	CODE	PACK
In white plastic for the identification of conductors - writeable		
Dim. mm 100 x 40	TIDENT	50 pieces
Dim. mm 100 x 50 Writing in English**	TIDEIN	50 pieces
Marker for plastic	SA4074	1

**On order. Minimum 3500 pieces

MI-100 RINGS

Flat oval section rings with marking set vertically which, when inserted into "Milano Strap" (height 12 mm) make up any message.
Wires and pipes of any diameter are easily and quickly marked. White with black marking: numbers, letters.
Pack: Boxes of 500 pieces

DESCRIPTION	PACK
Flat section rings with vertical marking: 0-9 A-Z * Minimum 1.000 pc. for marking	500 pieces



MI-100 RINGS CODE COMPOSITION		
	key	
AMI	MI-100 RINGS	
N number		L letter
	AMILWA	
	MI rings letter A	
	AMILWR	
	MI rings letter R	
	AMIN04	
	MI rings number 4	
	AMIN09	
	MI rings number 9	

I.E. AMI L WA = MI RINGS LETTER A
AMI N 04 = MI RINGS NUMBER 4

TAGS FOR CABLE TIES

Writeable tags in plastic.
Used for various identification needs.
To be used with cable ties max width 4.8 mm.

DESCRIPTION	CODE	PACK
Writeable tags in plastic.		
Dimensions mm 26 x 16 - 2 Holes	TI2616	100 pieces
Dimensions mm 60 x 25 - 4 Holes	TI6025	100 pieces
Dimensions mm 60 x 50 - 4 Holes	TI6050	100 pieces
Dimensions mm 40 x 20 - 6 Holes	TI4020	100 pieces



MANUAL IDENTIFICATION

Cingo Roll Wire Markers



CINGO ROLL WIRE MARKERS ON SELF-ADHESIVE TAPE IN ROLLS

Practical, fast system for electricians and installers.
Allows for quick wire marking in the equipment installation and assembly phases.
Dimensions: Length: 240 cm
Width: 6 mm





CINGO ROLL	CODE	PACK
Empty dispenser	014500	1 piece
Full Dispenser	014501	1 piece
Numbers 0-9		
from 0	014550	10 pieces
to 9	014559	10 pieces
Letters A-Z		
from A	014502	10 pieces
to Z	014527	10 pieces
Symbols:		
Ground	014537	10 pieces
-	014538	10 pieces
+	014539	10 pieces

CINGO ROLL DISPENSER

Practical and small sized, always available in your pocket, hanging from your tool belt or in your equipment bag.
Made of a light blue plastic dispenser containing 10 rolls of self-adhesive tape.
The rolls are interchangeable.
The tape is unwound and cut depending on desired length.



CINGO COMPUTER MARKERS

Wire markers for Dot Matrix Printers



CINGO COMPUTERS MARKERS WIRE MARKER LABELS FOR DOT MATRIX PRINTERS

Self-adhesive wire markers composed of one writeable part and one transparent part that overlaps to protect writing.

- Operating temperature -40°C / +70°C

- Continuous module sheets

- Writes with dot matrix computers and plotters

- For plotter use, use pen SA4091.



CINGO COMPUTER MARKERS (DOT MATRIX PRINTERS) IN B-292

DIMENSIONS	WRITEABLE SURFACE	# WIRE MARKERS	CODE	PACK	DIAM. WIRE
mm 12.7 x 19.05	mm 12.7x9.53	1,000 wire markers	MR1219	1 box	from 0.5 to 4 mm
mm 12.7 x 36.5	mm 12.7x12.7	1,000 wire markers	MR1238	1 box	from 4 to 8 mm
mm 25.4 x 36.5	mm 25.4 x 12.7	1,000 wire markers	MR2538	1 box	from 4 to 8 mm
mm 25.4 x 57.15	mm 25.4 x 19.05	1,000 wire markers	MR2557	1 box	from 7 to 12 mm





CINGO LASER COMPUTERS

Wire markers for Laser Printers



The image below illustrates the principle of self-laminating labels. The label is wrapped around the wire, while the self-laminating part covers the printed area and thus fully protects the text.

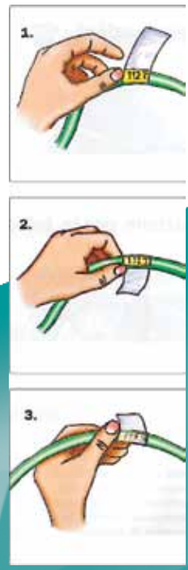

Apply the printed area on the wire.

Wrap the transparent part around the wire, covering the printed area.

Once applied, the transparent part will protect the text on your wire marker forever.

CINGO LASER COMPUTER (LASER PRINTER)

DIMENSIONS	WRITEABLE SURFACE	# WIRE MARKERS	CODE	PACK	DIAM. WIRE
mm 12x19	mm 12x9	5,000	CL1223	1 box	from 0.5 to 4 mm
mm 12.7x38.1	mm 12.7x9.4	5,000	CL1238	1 box	from 4 to 8 mm
mm 25x33	mm 25x11	2,500	CL2044	1 box	from 4 to 7 mm
mm 25x80	mm 25x24	1,000	CL2562	1 box	from 7 to 19 mm

GUIDE TO CALCULATING THE DIAMETER OF WIRES WITH MEASUREMENTS IN SQUARE MILLIMETERS

The following table shows the relationship between the diameter and the copper surface expressed in square millimetres. This is a measurement system widely used in the electricity sector, but this table should be seen only as a general guide, as it relates to today's most popular types of wire.

EXTERNAL DIAMETER (mm)	COPPER SURFACES OF WIRES (mm^2)
1.8-2.2	0.5
2.2-2.6	0.75
2.6-3.0	1.0
3.0-3.4	1.5
3.4-3.8	2.5
3.8-4.2	4.0
4.2-4.6	6.0
4.6-5.0	

CINGO LASER COMPUTERS

POLYESTER LABELS FOR MARKING SIEMENS S7 – PLC MODULES

High quality polyester labels for labelling Siemens S7 modules. The labels are on A4 sheets and can be divided into 2 A5 sheets for laser printing.

Temperature: from -40°C to +150°C
Degree of flammability: UL94V0
Colour: transparent matte.



CODE	DIMENSIONS (mm)	LABELS PER SHEET
LAS188	27.5x12.85	88
LAS244	50x12.85	44
LAS328	50x25.5	28
LAS418	103.5x17.45	18
LAS514	103.5x22.85	14



CINGO LASER COMPUTERS



ADHESIVE LABELS FOR LASER PRINTERS

Adhesive Labels in A4 format for Laser, in transparent, white, yellow, metallic Polyester.

Application: printing of wiring diagrams to be applied inside panels

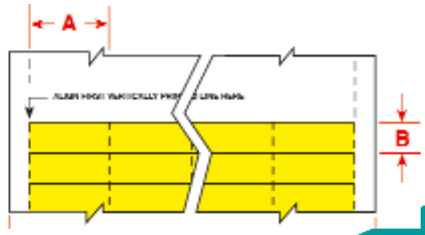

CODE	ORDER REFERENCE	SHEETS PER PACK	MATERIAL	COLOUR	WIDTH mm	HEIGHT mm	LABEL PER SHEET
029861	ELAT-28-722	25	Polyester	Transparent	210.00	297.00	1
029862	ELAT-28-747-W	25	Polyester	White	210.00	297.00	1
029863	ELAT-28-747-YL	25	Polyester	Yellow	210.00	297.00	1
029864	ELAT-28-773	25	Metallic Polyester	Silver	210.10	297.00	1

BRADY WHEN PERFORMANCE MATTERS MOST MT

VINYL ADHESIVE LABELS

For dot matrix printers and plotters

YELLOW ADHESIVE VINYL LABELS FOR DOT MATRIX PRINTERS AND PLOTTERS

Yellow adhesive vinyl labels with a smooth surface for easy writing, for the identification and marking of the various components of the panel.
Writing computerised with a printer or plotter.
For Plotter printing: SAGN60 ink. With 0.35 mm pen.

YELLOW ADHESIVE VINYL LABELS FOR DOT MATRIX PRINTERS AND PLOTTERS	
TEMPERATURE RANGE	-40 to +82°c
MATERIAL	VINYL

YELLOW VINYL ADHESIVE LABELS

- On single sheets without contours for plotters
- On single sheets with black contours for plotters
- In a continuous module without contour for dot matrix printers and plotters

SINGLE LABEL SHEETS WITHOUT CONTOUR

DESCRIPTION	CODE	PACK
Sheet format mm 120 x 215:		
Label dimensions mm 6 x 15 with 224 labels per sheet	E0615L	20 sheets
Label dimensions mm 9 x 15 with 154 labels per sheet	E0915L	20 sheets

SINGLE LABEL SHEETS WITH CONTOUR

DESCRIPTION	CODE	PACK
Sheet format mm 120 x 215:		
Label dimensions mm.10 x 20 with 100 labels per sheet	E1020C	20 sheets
Label dimensions mm 10 x 25 with 80 labels per sheet	E1025C	20 sheets
Label dimensions mm 10 x 30 with 70 labels per sheet	E1030C	20 sheets
Label dimensions mm 15 x 50 with 28 labels per sheet	E1550C	20 sheets



CONTINUOUS MODULE SHEETS WITH HOLED STRIP WITHOUT CONTOUR

DESCRIPTION	CODE	PACK
Sheet width mm 190 Advancement pitch mm 12. 7		
Label dimensions mm 19 x 38 with 24 labels per sheet	E1938B	20 sheets
Label dimensions mm 11 x 38 with 44 labels per sheet	E1138B	20 sheets
Label dimensions mm 10 x 25 with 66 labels per sheet	E1025B	20 sheets
Label dimensions mm 10 x 20 with 77 labels per sheet	E1020B	20 sheets
Label dimensions mm 9 x 18 with 88 labels per sheet	E0918B	20 sheets

POLIESTER ADHESIVE LABELS

For Laser Printers

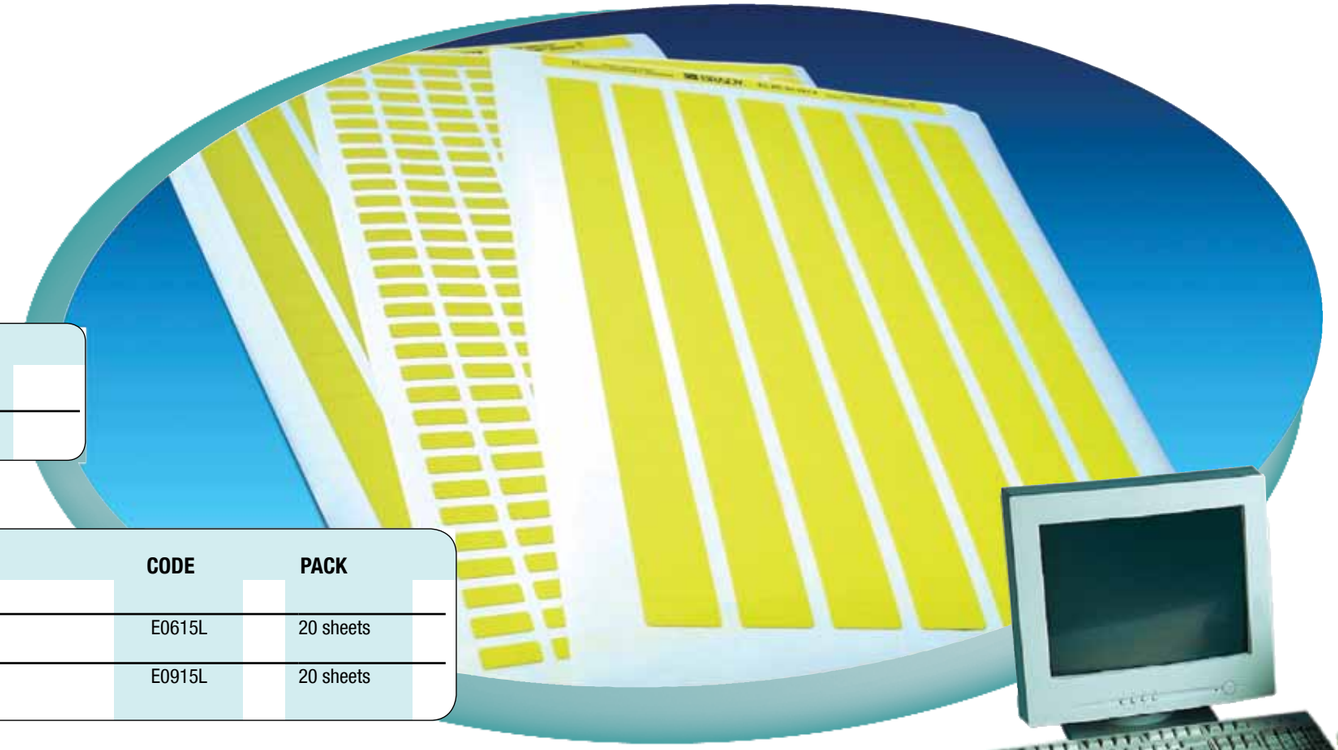

YELLOW POLYESTER ADHESIVE LABELS FOR LASER PRINTERS

Suitable for use inside panels or on electronic components.
Labels can be printed with software MATRIX or with label printing softwares.
Available on A4 format sheets in three label formats:
mm 6 x 15.9 x 15 and mm 8 x 20.





YELLOW POLYESTER ADHESIVE LABELS FOR LASER PRINTERS	
TEMPERATURE RANGE	-40 to +130°c
MATERIAL	POLYESTER

SINGLE LABEL SHEETS WITH CONTOUR

DESCRIPTION	CODE	PACK
Label dimensions 6 h x 15 b In boxes of 8.250- 30 labels per column and 11 per row	LA0615	1 box
Label dimensions 9 h x 15 b In boxes of 10.000- 29 labels per column and 10 per row	LA0915	1 box
Label dimensions 8 h x 20 b In boxes of 10.000- 32 labels per column and 7 per row	LA0820	1 box
Recommended software	MATRIX	



SELF-ADHESIVE LABELS

Writeable Label Sets / Wire Marker Cards



WRITEABLE LABEL SETS

Transparent vinyl material with writeable white part and transparent protection part.

WRITEABLE LABEL SETS

DESCRIPTION	CODE	PACK	DIAM. WIRE
Writeable white part and transparent protection part			
Sets of 10 sheets 6 labels mm 27x63 per sheet writeable part mm 27 x 18	B44151	1 piece	from 8 to 14 mm





WIRE MARKER CARDS IN B-500

White cloth self-adhesive wire marker pages.
Marking: - Numbers 0-50
- Letters A-Z
- Symbols: ground - +

Black marking on white.

WIRE MARKING CARDS	CODE	PACK
Numbers 0-50		
from 0	010000	1 page
to 50	010050	1 page
Letters A-Z		
from A	011100	1 page
to Z	011125	1 page
Symbols:		
Ground	011860	1 page
-	011869	1 page
+	011879	1 page

MATERIAL	COLOUR	TEMPERATURE	APPLICATION
B-500 Vinyl	White and coloured	-40° to 80°C	Cable and wire marking. Re-positionable. Features: moderately resistant to heat, oil, dust.

SELF-ADHESIVE LABELS

Yellow Adhesive Cloth Labels



YELLOW ADHESIVE CLOTH LABELS

Provide an identification system for panels, switches, sockets, patches, equipment, etc.
Abrasion and dirt-resistant plastic fabric.
Supplied in pre-cut pages dimensions 235 x 52.
Marking:
- Numbers 0-9
- Letters A-Z



YELLOW ADHESIVE CLOTH LABELS

DESCRIPTION		CODE	PACK
Labels mm 9 x 13	-numbers from 0	from 034100	
	to 9	to 034109	1 page
	-letters from A	from 034111	
	to Z	to 034136	1 page
Labels mm 14 x 19	-numbers from 0	from 034200	
	to 9	to 034209	1 page
	-letters from A	from 034211	
	to Z	to 034236	1 page
Labels mm 23 x 38	-numbers from 0	from 034300	
	to 9	to 034309	1 page
	-letters from A	from 034311	
	to Z	to 034336	1 page
Labels mm 23 x 58	-numbers from 0	from 034400	
	to 9	to 034409	1 page
	-letters from A	from 034411	
	to Z	to 034436	1 page
Labels mm 38 x 92	-numbers from 0	from 034500	
	to 9	to 034509	1 page
	-letters from A	from 034511	
	to Z	to 034536	1 page

SELF-ADHESIVE LABELS

Writeable Label Sets / Wire Marker Cards

AUXILIARY LABELS

ADHESIVE PLASTIC VINYL

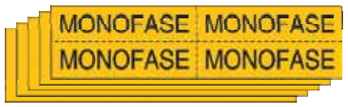

FORMAT B

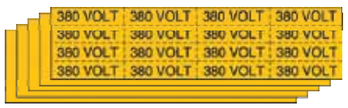

FORMAT C

DESCRIPTION	CODE	PACK
Format B – sheet mm 240x60 with 4 labels mm 120x30 per sheet Format C – sheet mm 240x60 with 16 labels mm 60x15 per sheet		
Symbols:		
230 VOLT yellow black	EP299B	10
400 VOLT	EP300B	10
220 VOLT	EP301B	10
380 VOLT	EP302B	10
SPAN	EP303B	10
POWER	EP304B	10
SINGLE PHASE	EP305B	10
THREE PHASE	EP306B	10
ALARM	EP307B	10
EMERGENCY	EP308B	10
12 VOLT	EP319C	10
24 VOLT	EP320C	10
48 VOLT	EP321C	10
110 VOLT	EP322C	10
230 VOLT	EP318C	10
220 VOLT	EP323C	10
380 VOLT	EP324C	10
400 VOLT	EP325C	10
SPAN	EP326C	10
POWER	EP327C	10
SINGLE PHASE	EP328C	10
THREE PHASE	EP329C	10
GENERAL SPAN	EP330C	10
GENERAL POWER	EP331C	10
Plastic Labels symbols or different formats	EPSPEC	-

WARNING CARD

DESCRIPTION	CODE	PACK
Card mm 149x82 complete with string NON TOCCARE... (back of card) PERICOLO…	EP720C	20



Front



Back

Card for signalling temporary situations of danger.
Writeable rigid plastic mm 149x82 complete with string.
Pack of 20 cards.

SAFETY LABELS

A wide range of adhesive labels in various models and formats to define all dangerous workplace situations.





Triangular symbols with black pictograms on a yellow background, used to indicate caution



Circular symbols with black pictograms on a white background with red edge and band, used to indicate prohibition



Circular symbols with white pictograms on a blue and white background, used to indicate requirements and safety clothing obligations



Circular symbols for electrical installations, used to identify cables and connections, as well as correspondence of systems to specific safety conditions



Various shape labels for electrical equipment and systems

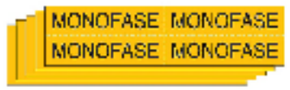

LABELS WITH TEXT

Can be used in combination with symbols. Available in different formats and graphics in order to specifically and properly signal equipment, machinery and systems.

COMPLIANCE WITH STANDARDS

Labels comply with ISO, EN, IEC, DIN standards and EEC directive regarding safety in the workplace.
In particular, reference is made to:

- DIRECTIVE 92/58/EEC concerning minimum requirements for the safety and/or health signs in the workplace
- Related to DECREE 493/96 for the implementation of Directive 92/58/EEC
- Standard IEC 61310 regarding safety of machinery - indications, marking and actuation: requirements for visual, auditory and tactile marking of industrial machinery
- Standard EN 60445 regarding basic and safety principles for man-machine interface, marking and identification - Identification of equipment terminals and conductor ends
- ISO 3864 in the field of colour-coding for electrical components and safety
- UNI 7543 regarding colours and safety signs
- DIN 4844, 40008/9/11/12
- IEC 445, 417

SAFETY SIGNS

Roll of labels



WARNING LABELS

OVER-LAMINATED ADHESIVE POLYESTER



251950-223305-223306



251951-223307-223308



251956-223317-223318



227334-227362-227309



251953-22331- 223312



227349-227276-227277



251957-223319-223320

DESCRIPTION	CODE	DIMENSIONS mm	LABELS PER ROLL
GENERAL DANGER S	251950	side 25	250
GENERAL DANGER M	223305	side 50	250
GENERAL DANGER L	223306	side 100	250
ELECTRICAL VOLTAGE S	251951	side 25	250
ELECTRICAL VOLTAGE M	223307	side 50	250
ELECTRICAL VOLTAGE L	223308	side 100	250
HIGH TEMPERATURE S	251956	side 25	250
HIGH TEMPERATURE M	223317	side 50	250
HIGH TEMPERATURE L	223318	side 100	250
EXPLOSIVE ATMOSPHERE S	227334	side 25	250
EXPLOSIVE ATMOSPHERE M	227362	side 50	250
EXPLOSIVE ATMOSPHERE L	227309	side 100	250
GROUND S	251953	side 25	250
GROUND M	223311	side 50	250
GROUND L	223312	side 100	250
CAUTION HANDS S	227349	side 25	250
CAUTION HANDS M	227276	side 50	250
CAUTION HANDS L	227277	side 100	250
LASER S	251957	side 25	250
LASER M	223319	side 50	250
LASER L	223320	side 100	250

PROHIBITION LABELS

OVER-LAMINATED ADHESIVE POLYESTER



227409-227439-227379



251960-223325-223326

DESCRIPTION	CODE	DIMENSIONS mm	LABELS PER ROLL
WATER EXTINGUISHING AGENT PROHIBITED S	227409	side25	250
WATER EXTINGUISHING AGENT PROHIBITED M	227439	side50	250
WATER EXTINGUISHING AGENT PROHIBITED L	227379	side100	250
ENTRY FORBIDDEN S	251960	side25	250
ENTRY FORBIDDEN M	223325	side50	250
ENTRY FORBIDDEN L	223326	side100	250

SAFETY SIGNS

Sheet of labels

WARNING LABELS

VINYL



701673



EMIP91



EPSP12



EPSP13

701712-701713

DESCRIPTION	CODE	DIMENSION mm	LABELS PER SHEET	SHEET DIMENSIONS mm	PACKAGING
GENERAL DANGER	701673	50x50	10		1 sheet
DANGER	EMIP91	60x40	1	10 sheet	
CAUTION HIGH VOLTAGE	EPSP12	180x120	1		10 sheets
POWERED EQUIPMENT	EPSP13	180x120	1		10 sheets
ELECTRICAL VOLTAGE SMALL	701712	side 25	10	175x115	1 sheet
ELECTRICAL VOLTAGE LARGE	701713	side 50	10	200x85	1 sheet
ELECTRICAL VOLTAGE 110V	EPPC1V	side 60	6	188X166	1 sheet
ELECTRICAL VOLTAGE 230V	EPPC2V	side 60	6	188X166	1 sheet
ELECTRICAL VOLTAGE 400V	EPPC4V	side 60	6	188X166	1 sheet
HIGH VOLTAGE	EPPC11	side 60	6	188X166	1 sheet
VOLTAGE	EPPC12	60x40	1		10 sheets
BATTERY S	EMI65A	side 40	1		10 sheets
BATTERY M	EMI65B	side 80	1		10 sheets
BATTERY L	EMI65C	side 120	1		10 sheets
EXPLOSIVE ATMOSPHERE S	EPPC13	side 40	1		10 sheets
EXPLOSIVE ATMOSPHERE M	EPPC14	side 80	1		10 sheets
EXPLOSIVE ATMOSPHERE L	EPPC15	side 120	1		10 sheets
CAUTION dangerous temperatures	EPSP77	180x120	1		10 sheets
CAUTION remove power before opening the door	EP707C	82x42	16		10 sheets
CAUTION equipment powered even with door open	EP705C	82x42	16		10 sheets
CAUTION remove power before removing guard	EP703C	82x42	16		10 sheets



EPPC1V



EPPC2V



EPPC4V



EPPC11



EPPC12



EMI65A-EMI65B-EMI65C



EPPC13-EPPC14-EPPC15



EPSP77



EP707C



EP705C



EP703C

SAFETY SIGNS

Sheet of labels

WARNING LABELS

VINYL



EMI43A-EMI43B-EMI43C



EMI11A-EMI11B-EMI11C



EMI23A-EMI23B-EMI23C



EMI44A-EMI44B-EMI44C



EPPM16-EPPM25



EMI19A-EMI19B-EMI19C



EP605B-EP603A



EMI41A-EMI41B-EMI41C



EPMIP5



EMI26A-EMI26B-EMI26C

DESCRIPTION	CODE	DIMENSION mm	LABELS PER SHEET	SHEET DIM. mm	PACKAGING
HIGH TEMPERATURE S	EMI43A	side 40	1		10 sheets
HIGH TEMPERATURE M	EMI43B	side 80	1		10 sheets
HIGH TEMPERATURE L	EMI43C	side 120	1		10 sheets
MOVING MECHANICAL PARTS S	EMI11A	side 40	1		10 sheets
MOVING MECHANICAL PARTS M	EMI11B	side 80	1		10 sheets
MOVING MECHANICAL PARTS L	EMI11C	side 120	1		10 sheets
FLAMMABLE MATERIALS S	EMI23A	side 40	1		10 sheets
FLAMMABLE MATERIALS M	EMI23B	side 80	1		10 sheets
FLAMMABLE MATERIALS L	EMI23C	side 120	1		10 sheets
CAUTION HANDS S	EMI44A	side 40	1		10 sheets
CAUTION HANDS M	EMI44B	side 80	1		10 sheets
CAUTION HANDS L	EMI44C	side 120	1		10 sheets
CAUTION HANDS rectangular LARGE	EPPC16.B	180x120	1		10 sheets
CAUTION HANDS rectangular SMALL	EPPC16.A	180x120	1		10 sheets
LASER S	EMI19A	side 40	1		10 sheets
LASER M	EMI19B	side 80	1		10 sheets
LASER L	EMI19C	side 120	1		10 sheets
ELECTRICAL VOLTAGE LARGE	EP605B	120x60	10	240x60	10 sheets
ELECTRICAL VOLTAGE SMALL	EP603A	60x24	10	240x60	10 sheets
TOXIC, HARMFUL AND IRRITANT SUBSTANCES S	EMI41A	side 40	1		10 sheets
TOXIC, HARMFUL AND IRRITANT SUBSTANCES M	EMI41B	side 80	1		10 sheets
TOXIC, HARMFUL AND IRRITANT SUBSTANCES L	EMI41C	side 120	1		10 sheets
RISK OF DEATH	EPMIP5	side 100	3		10 sheets
RISK OF DEATH S	EMI26A	side 40	1		10 sheets
RISK OF DEATH M	EMI26B	side 80	1		10 sheets
RISK OF DEATH M	EMI26C	side 120	1		10 sheets

SAFETY SIGNS

Sheet of labels

WARNING LABELS

VINYL



EMIP1A
EMIP1B
EMIP1C



EMIP2A
EMIP2B
EMIP2C



EMIP3A
EMIP3B
EMIP3C



EMIP4A
EMIP4B
EMIP4C

DESCRIPTION	CODE	DIMENSIONS OF	PACKAGING
PROTECT EYES S	EMIP1A	side 40	1 sheet
PROTECT EYES M	EMIP1B	side 80	1 sheet
PROTECT EYES L	EMIP1C	side 120	1 sheet
PROTECT HEAD S	EMIP2A	side 40	1 sheet
PROTECT HEAD M	EMIP2B	side 80	1 sheet
PROTECT HEAD L	EMIP2C	side 120	1 sheet
PROTECT HEARING S	EMIP3A	side 40	1 sheet
PROTECT HEARING M	EMIP3B	side 80	1 sheet
PROTECT HEARING L	EMIP3C	side 120	1 sheet
WEAR SAFETY GLOVES S	EMIP4A	side 40	1 sheet
WEAR SAFETY GLOVES M	EMIP4B	side 80	1 sheet
WEAR SAFETY GLOVES L	EMIP4C	side 120	1 sheet

PROHIBITION LABELS

VINYL



EMIP7A
EMIP7B
EMIP7C



EPPC31
EPPC32
EPPC32.A



EMIP9A
EMIP9B
EMIP9C



EMIP5A
EMIP5B
EMIP5C



EMIP0A
EMIP0B
EMIP0C



EMIP8A
EMIP8B
EMIP8C

DESCRIPTION	CODE	DIMENSION mm	LABELS PER SHEET	PACKAGING
WATER EXTINGUISHING AGENT PROHIBITED TO EXTINGUISH FIRES S	EMIP7A	side 40	1	10 sheets
// M	EMIP7B	side 80	1	10 sheets
// L	EMIP7C	side 120	1	10 sheets
ENTRY FORBIDDEN S	EPPC31	side 40	1	10 sheets
ENTRY FORBIDDEN M	EPPC32	side 80	1	10 sheets
ENTRY FORBIDDEN L	EPPC32.A	side 120	1	10 sheets
DO NOT PERFORM MANOEUVRES S	EMIP9A	side 40	1	10 sheets
DO NOT PERFORM MANOEUVRES M	EMIP9B	side 80	1	10 sheets
DO NOT PERFORM MANOEUVRES L	EMIP9C	side 120	1	10 sheets
NO SMOKING S	EMIP5A	side 40	1	10 sheets
NO SMOKING M	EMIP5B	side 80	1	10 sheets
NO SMOKING L	EMIP5C	side 120	1	10 sheets
DO NOT TOUCH ELECTRICAL VOLTAGE SMALL	EMIP0A	side 40		10 sheets
// MEDIUM	EMIP0B	side 80	1	10 sheets
// LARGE	EMIP0C	side 120	1	10 sheets
DO NOT REMOVE GUARDS S	EMIP8A	side 40	1	10 sheets
DO NOT REMOVE GUARDS M	EMIP8B	side 80	1	10 sheets
DO NOT REMOVE GUARDS L	EMIP8C	side 120	1	10 sheets

SAFETY SIGNS

Roll of labels

EQUIPMENT LABELS

VINYL

		DESCRIPTION	CODE	DIMENSION mm	LABELS PER SHEET	SHEET DIM. mm	PACKAGING
EPPC33		PHASE 1 S	EPPC33	ø 12	49	120x140	1 sheet
EPPC34		PHASE 1 M	EPPC34	ø 20	25	138x118	1 sheet
EPPC35		PHASE 1 L	EPPC35	ø 30	9	130x110	1 sheet
EPPC36		PHASE 2 S	EPPC36	ø 12	49	120x140	1 sheet
EPPC37		PHASE 2 M	EPPC37	ø 20	25	138x118	1 sheet
EPPC38		PHASE 2 L	EPPC38	ø 30	9	130x110	1 sheet
EPPC39		PHASE 3 S	EPPC39	ø 12	49	120x140	1 sheet
EPPC40		PHASE 3 M	EPPC40	ø 20	25	138x118	1 sheet
EPPC41		PHASE 3 L	EPPC41	ø 30	9	130x110	1 sheet
EPPC42		NEUTRAL S	EPPC42	ø 12	49	120x140	1 sheet
EPPC43		NEUTRAL M	EPPC43	ø 20	25	138x118	1 sheet
EPPC44		NEUTRAL L	EPPC44	ø 30	9	130x110	1 sheet
EPPC45		GROUND S	EPPC45	ø 12	49	120x140	1 sheet
EPPC46		GROUND M	EPPC46	ø 20	25	138x118	1 sheet
EPPC47		GROUND L	EPPC47	ø 30	9	130x110	1 sheet
EPPC48		GROUND S	EPPC48	ø 12	49	120x140	1 sheet
EPPC49		GROUND M	EPPC49	ø 20	25	138x118	1 sheet
EPPC50		GROUND L	EPPC50	ø 30	9	130x110	1 sheet
EPPC51		GROUND S	EPPC51	ø 12	49	120x140	1 sheet
EPPC52		GROUND M	EPPC52	ø 20	25	138x118	1 sheet
EPPC53		GROUND L	EPPC53	ø 30	9	130x110	1 sheet
EPPC54		GROUND PROTECTION S	EPPC54	ø 12	49	120x140	1 sheet
EPPC55		GROUND PROTECTION M	EPPC55	ø 20	25	138x118	1 sheet
EPPC56		GROUND PROTECTION L	EPPC56	ø 30	9	130x110	1 sheet
EPPC57		PROTECTION CONDUCTOR S	EPPC57	ø 12	49	120x140	1 sheet
EPPC58		PROTECTION CONDUCTOR M	EPPC58	ø 20	25	138x118	1 sheet
EPPC59		PROTECTION CONDUCTOR L	EPPC59	ø 30	9	130x110	1 sheet
		NEUTRAL WITH					
EPPC60		PROTECTIVE FUNCTIONS S	EPPC60	ø 12	49	120x140	1 sheet
EPPC61		// M	EPPC61	ø 20	25	138x118	1 sheet
EPPC62		// L	EPPC62	ø 30	9	130x110	1 sheet
		PROTECTIVE CONDUCTOR					
EPPC63		NOT GROUND CONNECTED S	EPPC63	ø 12	49	120x140	1 sheet
EPPC64		// M	EPPC64	ø 20	25	138x118	1 sheet
EPPC65		// L	EPPC65	ø 30	9	130x110	1 sheet
EPPC66		POSITIVE S	EPPC66	ø 12	49	120x140	1 sheet
EPPC67		POSITIVE M	EPPC67	ø 20	25	138x118	1 sheet
EPPC68		POSITIVE L	EPPC68	ø 30	9	130x110	1 sheet

SAFETY SIGNS

Sheet of labels

		DESCRIPTION	CODE	DIMENSION mm	LABELS PER SHEET	SHEET DIM. mm	PACKAGING
EPPC69		NEGATIVE S	EPPC69	ø 12	49	120x140	1 sheet
EPPC70		NEGATIVE M	EPPC70	ø 20	25	138x118	1 sheet
EPPC71		NEGATIVE L	EPPC71	ø 30	9	130x110	1 sheet
EPPC72		POSITIVE S	EPPC72	ø 12	49	120x140	1 sheet
EPPC73		POSITIVE M	EPPC73	ø 20	25	138x118	1 sheet
EPPC74		POSITIVE L	EPPC74	ø 30	9	130x110	1 sheet
EPPC75		NEGATIVE S	EPPC75	ø 12	49	120x140	1 sheet
EPPC76		NEGATIVE M	EPPC76	ø 20	25	138x118	1 sheet
EPPC77		NEGATIVE L	EPPC77	ø 30	9	130x110	1 sheet
EPPC17		MASS S	EPPC17	ø 12	49	120x140	1 sheet
EPPC18		MASS M	EPPC18	ø 20	25	138x118	1 sheet
EPPC19		MASS L	EPPC19	ø 30	9	130x110	1 sheet
EPPC20		POSITIVE S	EPPC20	ø 12	49	120x140	1 sheet
EPPC21		POSITIVE M	EPPC21	ø 20	25	138x118	1 sheet
EPPC22		POSITIVE L	EPPC22	ø 30	9	130x110	1 sheet
EPPC23		NEGATIVE S	EPPC23	ø 12	49	120x140	1 sheet
EPPC24		NEGATIVE M	EPPC24	ø 20	25	138x118	1 sheet
EPPC25		NEGATIVE L	EPPC25	ø 30	9	130x110	1 sheet
EPPC78		ALTERNATING CURRENT S	EPPC78	ø 12	49	120x140	1 sheet
EPPC79		ALTERNATING CURRENT M	EPPC79	ø 20	25	138x118	1 sheet
EPPC80		ALTERNATING CURRENT L	EPPC80	ø 30	9	130x110	1 sheet
EPPC81		DIRECT CURRENT S	EPPC81	ø 12	49	120x140	1 sheet
EPPC82		DIRECT CURRENT M	EPPC82	ø 20	25	138x118	1 sheet
EPPC83		DIRECT CURRENT L	EPPC83	ø 30	9	130x110	1 sheet
EPPC84		INSULATION CLASS II S	EPPC84	ø 12	49	120x140	1 sheet
EPPC85		INSULATION CLASS II M	EPPC85	ø 20	25	138x118	1 sheet
EPPC86		INSULATION CLASS II L	EPPC86	ø 30	9	130x110	1 sheet
EPPC87		INCREASED SAFETY S	EPPC87	ø 12	49	120x140	1 sheet
EPPC88		INCREASED SAFETY M	EPPC88	ø 20	25	138x118	1 sheet
EPPC89		INCREASED SAFETY L	EPPC89	ø 30	9	130x110	1 sheet
EPPC90		CE MARKING S	EPPC90	ø 12	49	120x140	1 sheet
EPPC91		CE MARKING M	EPPC91	ø 20	25	138x118	1 sheet
EPPC92		CE MARKING L	EPPC92	ø 30	9	130x110	1 sheet

SAFETY SIGNS

Roll of labels

LABELS FOR ELECTRICAL SYSTEMS

VINYL, WITH TEXT



EIEE14



EIEE66



EIM001



EIM002

DESCRIPTION	CODE	DIMENSIONS mm	PACKAGING
CAUTION è vietato eseguire lavori su apparecchiature elettriche sotto tensione ITALIAN	EIEE14	165x85	1 label
CAUTION do not operate on live electrical equipment ENGLISH	EIEE14	165x85	1 label
ATTENZIONE vietato aprire ai non autorizzati ITALIAN	EIM001	165x85	1 label
ATTENZIONE unauthorized persons are not allowed to open ENGLISH	EIM002	165x85	1 label
ATTENZIONE togliere la tensione prima di aprire lo sportello ITALIAN	EIM003	165x85	1 label
CAUTION power off before opening the door ENGLISH	EIM004	165x85	1 label
ATTENZIONE power off di rimuovere la protezione ITALIAN	EIM005	165x85	1 label
CAUTION power off before removing protection ENGLISH	EIM006	165x85	1 label
ATTENZIONE apparecchiatura sotto tensione anche a sportello aperto ITALIAN	EIM007	165x85	1 label
CAUTION live equipment even with door open ENGLISH	EIM008	165x85	1 label



EIM003



EIM005



EIM007



EIM004



EIM006



EIM008

SAFETY SIGNS

Sheet of labels

WARNING LABELS

EAS001
EAS002
EAS003





EAS015
EAS016
EAS017



SOSTANZE CORROSIVE

EAS008
EAS009
EAS010



EAS011
EAS012
EAS013



EAS014
EAS006
EAS007

EAS004
EAS005



DESCRIPTION	CODE	DIMENSIONS OF	PACKAGING
DANGER L	EAS001	180x120	1
DANGER M	EAS002	120x80	1
DANGER S	EAS003	60x40	1
EXPLOSIVE ATMOSPHERE S	EAS015	60x40	1
EXPLOSIVE ATMOSPHERE M	EAS016	120x80	1
EXPLOSIVE ATMOSPHERE L	EAS017	180x120	1
CORROSIVE SUBSTANCES S	EAS008	60x40	1
CORROSIVE SUBSTANCES M	EAS009	120x80	1
CORROSIVE SUBSTANCES L	EAS010	180x120	1
IRRITANTS S	EAS011	60x40	1
IRRITANTS M	EAS012	120x80	1
IRRITANTS L	EAS013	180x120	1
CAUTION DANGEROUS TEMPERATURES S	EAS014	60x40	1
CAUTION DANGEROUS TEMPERATURES M	EAS006	120x80	1
CAUTION DANGEROUS TEMPERATURES L	EAS007	180x120	1
EMERGENCY-STOP LARGE	EAS004	ø 80	1
EMERGENCY-STOP LARGE	EAS004	ø 60	1

PROHIBITION LABELS

EAS018
EAS019
EAS020





EAS021



EAS022

DESCRIPTION	CODE	DIMENSIONS OF	PACKAGING
GENERAL DANGER S	EAS018	40x40	1
GENERAL DANGER M	EAS019	80x80	1
GENERAL DANGER L	EAS020	120x120	1
DO NOT PERFORM MANOEUVRES	EAS021	180x120	1
ENTRY FORBIDDEN TO UNAUTHORIZED PERSONS	EAS022	180x120	1
WATER EXTINGUISHING AGENT PROHIBITED S	EAS023	60x40	1
WATER EXTINGUISHING AGENT PROHIBITED M	EAS023	60x40	1

EAS023
EAS024
EAS025



SAFETY SIGNS

Aluminium safety signs for electrical systems



PPU02A.1
PPU02A.2
PPU02A.3



PPU04A.1
PPU04A.2
PPU04A.3



PPU06A.1
PPU06A.2
PPU06A.3



PPU09A.1
PPU09A.2
PPU09A.3



PPU31A.1
PPU31A.2
PPU31A.3



PDU04A.1
PDU04A.2
PDU04A.3

DESCRIPTION	CODE	DIMENSIONS mm	PACKAGING
PATCH PANEL S	PPU02A.1	180x120	1
PATCH PANEL M	PPU02A.2	300x200	1
PATCH PANEL L	PPU02A.3	500x350	1
POWERED EQUIPMENT S	PPU04A.1	180x120	1
POWERED EQUIPMENT M	PPU04A.2	300x200	1
POWERED EQUIPMENT L	PPU04A.3	500x350	1
HIGH VOLTAGE - RISK OF DEATH S	PPU06A.1	180x120	1
HIGH VOLTAGE - RISK OF DEATH M	PPU06A.2	300x200	1
HIGH VOLTAGE - RISK OF DEATH L	PPU06A.3	500x350	1
ELECTRICITY S	PPU09A.1	180x120	1
ELECTRICITY M	PPU09A.2	300x200	1
ELECTRICITY L	PPU09A.3	500x350	1
MOVING PARTS S	PPU31A.1	180x120	1
MOVING PARTS M	PPU31A.2	300x200	1
MOVING PARTS L	PPU31A.3	500x350	1
NO ACCESS TOO UNAUTHORIZED PERSONS S	PDU04A.1	180x120	1
NO ACCESS TOO UNAUTHORIZED PERSONS M	PDU04A.2	300x200	1
NO ACCESS TOO UNAUTHORIZED PERSONS L	PDU04A.3	500x350	1
ENSURE GROUND CONNECTION SMALL	SO18A1	350x125	1
ENSURE GROUND CONNECTION LARGE	SO18A1	333x500	1
REMOVE POWER BEFORE REPAIRS OR WORKS SMALL	SO1901	350x125	1
REMOVE POWER BEFORE REPAIRS OR WORKS LARGE	SO1901	333x500	1
CAUTION do not use water or foam extinguishers on live electrical equipment	SM9500	500x333	1
PATCH PANEL live electrical equipment	SM2250	500x333	1
LIVE ELECTRICAL EQUIPMENT	SM4500	500x350	1



SO18A1
SO18A2



SO1901
SO1902



SM9500



SM2250



SM4500

SAFETY SIGNS

Complete cabin kit

K20A60
K20A12
K20A18
K20L18
K20L30
K20L50
K20L70



KCAD50
KCAD70
KCAL50
KCAL70



K15A60
K15A12
K15A18
K15L18
K15L30
K15L50
K15L70



701058
701057





KDA180
KDA300



KSA350

DESCRIPTION	CODE	DIMENSIONS mm	MATEIAL	PACKAGING
GROUNDING 20,000 V S	K20A60	60x40	adhesive	1
GROUNDING 20,000 V M	K20A12	120x80	adhesive	1
GROUNDING 20,000 V L	K20A18	180x120	adhesive	1
GROUNDING 20,000 V S	K20L18	180x120	aluminium	1
GROUNDING 20,000 V M	K20L30	300x200	aluminium	1
GROUNDING 20,000 V L	K20L50	500x350	aluminium	1
GROUNDING 20,000 V XL	K20L70	700x500	aluminium	1
PROHIBITIONS AND CAUTION SMALL	KCAD50	500x200	adhesive	1
PROHIBITIONS AND CAUTION LARGE	KCAD70	700x250	adhesive	1
PROHIBITIONS AND CAUTION SMALL	KCAL50	500x200	adhesive	1
PROHIBITIONS AND CAUTION LARGE	KCAL70	700x250	adhesive	1
GROUNDING 15,000 V S	K15A60	60x40	adhesive	1
GROUNDING 15,000 V M	K15A12	120x80	adhesive	1
GROUNDING 15,000 V L	K15A18	180x120	adhesive	1
GROUNDING 15,000 V S	K15L18	180x120	aluminium	1
GROUNDING 15,000 V M	K15L30	300x200	aluminium	1
GROUNDING 15,000 V L	K15L50	500x350	aluminium	1
GROUNDING 15,000 V XL	K15L70	700x500	aluminium	1
EXTINGUISHER	701058	250x250	adhesive	1
EXTINGUISHER	701057	250x250	aluminium	1
ROD # SMALL	KDA180	180x120	adhesive	1
ROD # LARGE	KDA300	300x200	aluminium	1
EMERGENCY FIRST AID	KSA350	500x350	aluminium	1
CABIN KIT MEDIUM VOLTAGE 20,000 V	KIT200		aluminium	1
CABIN KIT MEDIUM VOLTAGE 15,000 V	KIT150		aluminium	1

CABIN KIT
MEDIUM VOLTAGE 20,000 V



KIT200

CABIN KIT
MEDIUM VOLTAGE 15,000 V



KIT150

SAFETY SIGNS

Aluminium safety signs for electrical systems



LQE300



CTA300



KCEL30



DIS180
DIS300



NAI200
NAI350

DESCRIPTION	CODE	DIMENSIONS mm	PACKAGING
PATCH PANEL CABINET S	LQE300	300x200	1
THERMAL POWER UNIT	CTA300	300x200	1
ELECTRICAL CABINET	KCEL30	300x200	1
GROUND ROD # SMALL	DIS180	180x120	1
GROUND ROD # LARGE	DIS300	300x200	1
DO NOT OPEN opening of the panel is permitted only to electricians SMALL	NAI200	300x200	1
DO NOT OPEN opening of the panel is permitted only to electricians LARGE	NAI350	500x350	1

SAFETY SIGNS

Line 42

Correspondence to legislation UNI 7544, 7545, 7543, 7547, 7546 and Leg. Decree 493 of 14/8/96 and Leg. Decree 233 of 12/06/2003

Material: self-extinguishing plastic

Single pack

DIMENSIONS MM 350X125

L42001



L42002



L42003



L42004



L42005



L42006



L42007



L42008



L42009



L42010



DIMENSIONS MM 280X350



L42011



L42012



L42013



L42014

SAFETY SIGNS

Line 42

Correspondence to legislation UNI 7544, 7545, 7543, 7547, 7546 and Leg. Decree 493 of 14/8/96 and Leg. Decree 233 of 12/06/2003

Material: self-extinguishing plastic

Single pack

DIMENSIONS MM 300X125



L42015



L42016



L42017

DIMENSIONS MM 280X350



L42018



L42019



L42020

DIMENSIONS MM 300X125

L42021



L42022



L42023



L42024



L42025



SAFETY SIGNS

Line 42

DIMENSIONS MM 280X350



L42026



L42027



L42028



L42029



L42030



L42031



L42032



L42033



L42034

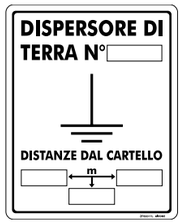

L42035



42036



L42037



L42038



L42039

CABIN KIT MEDIUM VOLTAGE 15,000 V



KIT CODE: L42K15

CABIN KIT MEDIUM VOLTAGE 20,000 V



KIT CODE: L42K20

BRADY MT
WHEN PERFORMANCE MATTERS MOST

PRINTER FOR INDUSTRIAL LABELS

MiniMark™

MINIMARK™
INDUSTRIAL LABEL PRINTER



EASY TO USE AND MINIMUM ENCUMBRANCE

Possibility to create effective customised messages, symbols, pictograms, bar codes, pipe markers, signs.

MINIMUM INVESTMENT, MAXIMUM PROFIT

A lack of safety signs can result in serious incidents. With a minimal investment, you can save money, be more efficient and avoid serious damage to property and persons.



HEIGHT UP TO 100 mm



MINIMUM ENCUMBRANCE, MAXIMUM EFFECTIVENESS

Finally, a compact model that does not compromise printing quality. The printer also incorporates an automatic cutting feature.

MINIMUM COMPLICATIONS...DEMANDS SIMPLICITY

MarkWare™, friendly software indispensable for the use of MiniMark™, is a powerful and effective tool in the signage industry. MarkWare™ incorporates the basic functions of Windows® applications for even more intuitive use: copy/paste, print preview, justification, height, bold, italic, underline, borders and frames, alignment relative to the object, objects per group, advancing to the front or back, zoom, etc.

BRADY WHEN PERFORMANCE MATTERS MOST™ MT

PRINTER FOR INDUSTRIAL LABELS

MiniMark™



Avoid accidents thanks to proper identification!

Efficiently meets the needs of inventory labelling

Identification of on-site piping

Custom messages for an effective impact

Labels for patch panels

Labels to indicate the location of containers

STANDARD INDUSTRIAL VINYL B-7589 ADHESIVE TAPE

Width 29 m - Length 15 m		Width 29 m - Length 35 m	
CODE	**DESCRIPTION**	**CODE**	**DESCRIPTION**
710156	29 mm Transparent	710027	29 mm Transparent
710157	29 mm White	710028	29 mm White
710158	29 mm Yellow	710029	29 mm Yellow
710159	29 mm Red	710030	29 mm Red
710160	29 mm Green	710031	29 mm Green
710161	29 mm Blue	710032	29 mm Blue
710162	29 mm Orange	710033	29 mm Orange
710163	29 mm Black	710034	29 mm Black
710164	29 mm Gray	710035	29 mm Gray
710165	29 mm Gold	710036	29 mm Gold
710166	29 mm Brown	710037	29 mm Brown
710167	29 mm Purple	710038	29 mm Purple
Width 57 m - Length 15 m		**Width 57 m - Length 35 m**	
CODE	**DESCRIPTION**	**CODE**	**DESCRIPTION**
710168	57 mm Transparent	710039	57 mm Transparent
710169	57 mm White	710040	57 mm White
710170	57 mm Yellow	710041	57 mm Yellow
710171	57 mm Red	710042	57 mm Red
710172	57 mm Green	710043	57 mm Green
710173	57 mm Blue	710044	57 mm Blue
710174	57 mm Orange	710045	57 mm Orange
710175	57 mm Black	710046	57 mm Black
710176	57 mm Gray	710047	57 mm Gray
710177	57 mm Gold	710048	57 mm Gold
710178	57 mm Brown	710049	57 mm Brown
710179	57 mm Purple	710050	57 mm Purple
Width 100 m - Length 15 m		**Width 100 m - Length 35 m**	
CODE	**DESCRIPTION**	**CODE**	**DESCRIPTION**
710180	100 mm Transparent	710051	100 mm Transparent
710181	100 mm White	710052	100 mm White
710182	100 mm Yellow	710053	100 mm Yellow
710183	100 mm Red	710054	100 mm Red
710184	100 mm Green	710055	100 mm Green
710185	100 mm Blue	710056	100 mm Blue
710186	100 mm Orange	710057	100 mm Orange
710187	100 mm Black	710058	100 mm Black
710188	100 mm Gray	710059	100 mm Gray
710189	100 mm Gold	710060	100 mm Gold
710190	100 mm Brown	710061	100 mm Brown
710191	100 mm Purple	710062	100 mm Purple

Ink ribbon in 12 colours

PRINTER

CODE	DESCRIPTION
710141	MiniMark™ + MarkWare™

HIGH YIELD RESIN INK RIBBON FOR PRINTING ON VINYL B-7589

CODE	DESCRIPTION	WIDTH	LENGTH
710342	Black ribbon	110 mm	90 m
710343	White ribbon	110 mm	70 m
710345	Red ribbon	110 mm	90 m
710344	Blue ribbon	110 mm	90 m
710346	Green ribbon	110 mm	90 m

Transparent · White · Yellow · Red · Green · Blue
Orange · Black · Gray · Gold · Brown · Purple

VINYL B-7589
Features:
-Permanent acrylic adhesive
-For use with temperatures from -20° to + 75°C (2 years average outdoor life)



BRADY WHEN PERFORMANCE MATTERS MOST™ MT

The Laminat™ LC are to be used for wire identification.
The Laminat™ LT are to be used in harsh industrial environments to identify valves, motors and other components.

FOR WIRE MARKERS

Extremely long lasting wire markers (10-15 years), permanent protection thanks to the polyester overlaminate

- Material: B-7644
- halogen free
- For wire identification
- The support is fixed with 2 cable ties directly on the wire.



1) Bend back the protective strip



2) Attach the label at the centre of the card, leaving blank space on all 4 sides



3) Seal the card by pressing on the film and simultaneously removing the protection



4) Insert the cable tie always from the top

DESCRIPTION	CODE	LABELS PER PACK	MATERIAL	COLOUR	DIMENSIONS WIDTH . A (mm)	DIMENSIONS HEIGHT B (mm)	OVERLAMINATED AREA A (mm)	OVERLAMINATED AREA B (mm)
LC-65x13-B7644	620316	100	Polypropylene	Yellow	65.00	13.00	45.00	9.00
LC-71x9-B7644	620317	100	Polypropylene	Yellow	71.00	9.00	45.00	9.00
LC-103x15-B7644	620318	100	Polypropylene	Yellow	103.00	15.00	55.00	15.00
LC-128x15-B7644	620319	100	Polypropylene	Yellow	128.00	15.00	80.00	15.00
LC-178x15-B7644	620320	50	Polypropylene	Yellow	178.00	15.00	130.00	15.00

LC - LT PRODUCT INFORMATION

Transparent overlaminate protection: 50 transparent polyester, halogen free
Overlaminate adhesive: acrylic, pressure sensitive, UV-resistant
Card: 500m yellow polypropylene, UV stabilized, halogen free
Operating temperature: -10ºC to +60ºC (14ºF to + 140ºf)
Application temperature: +10ºC

LAMINAT LC	LAMINAT LT
65 x 13 mm	59 x 25 mm
71 x 9 mm	59 x 25 mm reinforced hole
103 x 15 mm	150 x 25 mm
128 x 15 mm	150 x 25 mm reinforced hole
178 x 15 mm	

VALVE IDENTIFICATION

- Permanent protection, thanks to the polyester overlaminate
- easy to use
- Optimal in combination with the Minimark printer
- Product duration 10-15 years

Application:
The Laminat™ LT are to be used in difficult industrial environments to identify valves, motors and other components. The Laminat™ LT are also available in a version with reinforced holes.

DESCRIPTION	CODE	PRODUCT	DIMENSIONS	PACK
T-59x25-B7645	620321	Card 1 hole, yellow	59x25 mm	50 pieces
LT-59x25-B7645-WR	620322	Card 1 hole, yellow	59x25 reinforc.	50 pieces
LT-150x25-B7645	620323	Card 1 hole, yellow	150x25 mm	50 pieces
LT-150x25-B7645-WR	620324	Card 1 hole, yellow	150x25 reinfor.	50 pieces







LAMINAT LABELS - FOR TLS 220 PRINTER AND COMPATIBLE WITH BMP71 PRINTER

RECOMMENDED LABEL/TAPE
PTLTL-5-430/tape 6 mm
PTLTL-5-430/tape 6 mm
PTLTL-6-430/tape 6 mm
PTLTL-1-430/tape 6 mm
PTLTL-2-430/tape 6 mm

DESCRIPTION	CODE	DIMENSIONS mm
PTLTL-1-430	620353	11.00 x 74.00
PTLTL-2-430	620354	11.00 x 124.00
PTLTL-5-430	620357	39.00 x 5.00
PTLTL-6-430	620358	11.00 x 49.00

MATERIAL	MAX OPERATING TEMP. C°	COLOUR	FINISHL	APPLICATION	PROPERITES
Polyester					
B-430	100 30 days	Transparent	Matte	Terminal block identification name tags, bar codes and graphic symbols, component ID	Good resistance to solvents, UL/CSA

SUBJECT, METHOD AND REGULATIONS

Every year, thousands of accidents occur during repair or maintenance of machines or industrial equipment. Most of these accidents are caused by energy sources that are not neutralised.
However, in Europe there are many regulations that establish that equipment must be disconnected from any power source and locked during repair and maintenance.



USING THE LOCKOUT/TAGOUT SYSTEM

- Maintenance, repair and cleaning carried out safely
- Prevention of accidents in the workplace
- Prevention of damage
- Prevention of errors
- Highlighting the closure



SUBJECT, METHOD AND REGULATIONS

It is a control system to prevent that mechanical, electrical or hydraulic energy is released in an uncontrolled manner. Brady offers a full line of closures for equipment and systems, valves and power sources, etc. These closures are to be used during repair or maintenance in order to avoid any risk of accidents due to a source of energy or hazardous substances.

LOCKOUT TAGOUT SYSTEM: WHY? - REGULATION

Directive EEC 89/655 provides basic safety regarding the safety of workers when working on industrial equipment. Here is an example: Article 19 obliges employers to ensure that "worker safety and protection are guaranteed," or to take the necessary measures "to minimise risks."
An attachment to this EEC directive, paragraph 2.14, declares that "any intervention on industrial equipment" must be made with clearly identifiable device support to ensure that the equipment is disconnected from any energy sources. Maintenance operations must be carried out when the working equipment is off.
To perform maintenance, workers must have access on site and be able to stop safely.
This EEC legislation has been included in international law since 31 December 1992.

MINI CABLE LOCKOUT

Closure system via cable
- Clamping systems for valves, switches and breakers.
- Electrical and mechanical locking system equipment that allows you to save time and money
- Fits comfortably in the palm of your hand and can be easily stored in your toolbox
- The cable is wrapped inside the casing, just like a tape measure, to prevent damage to the cable.
- Automatic winding mechanism that secures the cable
- The lined metal cable reinforces grip on the valves and levers
- Excellent resistance to chemicals, corrosion and extreme temperatures
- Supplied with vinyl coated steel cable
- Up to 6 padlocks can be applied
- Maximum shackle diameter 7 mm
- Minimum shackle height 20 mm



CODE	DESCRIPTION	BODY DIMENSION	SCABLE DIMENSIONS
050940	Mini cable lock with steel cable	Ø 10 cm x 4.5 cm D	Ø 1.6 mm x 2.44 m

ELECTRICAL PLUG LOCK

- Specifically designed to lock all types of electrical plugs.
- Easy to use and very effective against unauthorised tampering of electrical equipment.
- Easy to use - Maximum shackle diameter 7 mm
- Minimum shackle height 20 mm
- Pack 1 piece



CODE	TYPE	DIMENSIONS (mm)	HOLES
065674	Small	50 x 50 x 90	2
065675	Large	80 x 80 x 180	4

CODE	A	B	C	D	E	f	G	h	I	J	K
065674	18	50	12	18	52	18	42	45	43	15	81
065675	25	90	16	40	97	40	70	85	76	25	167

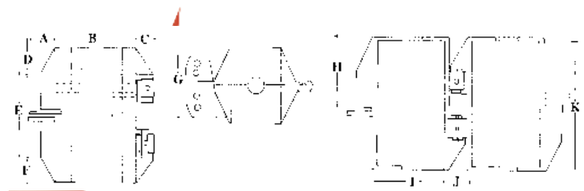

"NO HOLE" CIRCUIT BREAKER DEVICES

- Extremely versatile, adaptable to a wide range of single and multi pole circuit breakers
- 2 sizes: one for 120-277V switches and one for 480-600V switches
- Made of durable polypropylene and nylon reinforced with fibre glass
- Use knurled head screws to secure the lockout on the switch tab, then cover with the screw cap and close the padlock to prevent opening.
- Maximum shackle diameter 7 mm
- Minimum shackle height 20 mm





CODE	DESCRIPTION	MAX SWITCH WIDTH	PACK
065396	For 227 Volt	38 mm	1 piece
065397	For 480-600 Volt	16 mm	1 piece

Covering a switch with electrical tape is not a safe nor effective system and certainly does not comply with legal requirements. A Brady Lockout device guarantees safety and compliance.

OVERSIZED CIRCUIT BREAKERS LOCKOUT DEVICES

- Large size Lockouts for 480-600V circuit breakers up to 63.5 mm in width and 22.2 mm thick.
- Maximum shackle diameter 7 mm
- Minimum shackle height 20 mm



CODE	PACK
065329	1 piece

MINIATURE CIRCUIT BREAKERS LOCKOUTS

- Effective system for locking European switches
- Only locking device of its kind: does not require any installation tool! The lockout is easy to install with the help of a push button. The TBLO instead has a practical wheel locking screw for fast application
- Available for single and multi-switches
- For added security, you can use the device in combination with a padlock. Padlocks can be used with rod diameter up to 6 mm

Material: nylon loaded with very solid fibre glass

All these locking devices for switches are available in single or 6 piece packs.

Tie-Bar (TBLO)



Pin-Out Standard (POS)



Pin-In Standard (PIS)



Pin-Out Wide (POW)



CODE	TYPE	PACK
090844	POS	1
090847	PIS	1
090850	POW	1
090853	TBLO	1

DEMO-KIT

If you are not sure which circuit breaker to use, you can order our demo kit that contains an example of each type of device

CODE: 805853

LOCKOUT KIT FOR ELECTRICAL RISKS

Contents:
- Universal locking systems for multi-pole circuit breakers
- Locking system for single pole 22V switches
- Locking system for single pole 480-600V circuit breakers
- Kit for locking miniature circuit breakers
- 2 red Brady padlocks
- Multiple locking system in non-conductive nylon
- Non-conductive red multiple locking system
- “Lockout/Tagout” red bag
- “Do not operate, electrician at work” tag



CODE: 811643

KIT CONTENTS

DESCRIPTION	CODE	NOTE
Universal locking systems for multi-pole switches	066321	
Locking system for single pole 22V switches	065396 065404	locking device adapter
Locking system for single pole 480-600V switches	065397 065406	locking device adapter
Kit for locking European switches	805853	
2 red Brady padlocks	051339	
Multiple locking system in non-conductive nylon	236916	
Non-conductive red multiple locking system	045582	
“Lockout/Tagout” red bag	050979	
“Do not operate, electrician at work” tag	265548	
Marker	087052	

BRADY SAFETY LABELS

- Compact and lightweight
- Excellent impact resistance
- Non-conductive, non-electrostatic body
- Ideal for electrical applications
- Knurled design to ensure agile grip and beset handling
- Products in sturdy nylon with steel-reinforced shackle
- Excellent resistance to extreme temperatures, chemicals and corrosion
- Padlocks supplied with standard labels in English
- Padlocks supplied with individual keys
- Key systems (hierarchical system), and customisable labels also available
- Each padlock supplied with its own key



DIMENSIONS

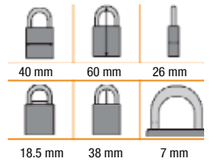

CODE	COLOUR
051344	Blue
051339	Red
051353	Black
051346	Yellow
051345	Green
051347	Orange



The one-of-a-kind cylinder increases safety!

- The patented design that provides isolation in the key chamber protects workers from possible shocks with keys in the ignition.
- The high-precision 6-pin cylinder accepts only unique key cuts to provide greater resistance to counterfeiting.
- The patented “reserved Paracentric Keyway” encoding system offers a high degree of safety
- The key cannot be removed until the lock shackle is placed in the closed position
- Pack 6 padlocks



PADLOCKS WITH PLASTIC SHACKLE

Total electrical resistance: the plastic shackle blocks current flow of current from the shackle itself to the key

Description:
- Superior impact resistance
- resistance to high temperatures, corrosion and chemicals
- Non-conductive

Use:
- Ideal for electrical applications

STANDARD RANGE PACK 6 PC
813593 - Blue
813594 - Red
813595 - Black
813596 - Yellow
813597 - Green
813598 - Orange

	POLYESTER BRAIDED SLEEVE	NYLON BRAIDED SLEEVE
TEMPERATURE RANGE	from– 50° to + 150°C	from - 60° to + 160°C
MATERIAL	Polyester	Polyamide 6-6
	RILSAN BRAIDED SLEEVE	**TISAFLEX FR BRAIDED SLEEVE**
TEMPERATURE RANGE	from– 70° to + 100°C	from - 50° to + 150°C
MATERIAL	Polyamide 11	Flame retardant
SELF-EXTINGUISHING	UL94V2	UL94V0

POLYESTER BRAIDED SLEEVE

NOMINAL INT. DIAM. mm	GRAY CODE	BLACK CODE	DIAM. mm MIN-MAX	COIL BY M
3	-	-	-	-
4	GPGR04	GPNE04	2-7	100
6	GPGR06	GPNE06	4-11	100
8	GPGR08	GPNE08	5-12	100
10	GPGR10	GPNE10	7-15	100
12	GPGR12	GPNE12	8-17	50
14	-	-	-	-
15	GPGR15	GPNE15	10-20	50
16	-	-	-	-
18	-	-	-	-
20	GPGR20	GPNE20	14-26	25
22	-	-	-	-
25	GPGR25	GPNE25	18-34	25
30	GPGR30	GPNE30	20-40	25
35	-	-	-	-
40	GPGR40	GPNE40	30-50	25
50	GPGR50	GPNE50	40-60	25
60	-	-	-	-
Polyester special length braided sleeve		GPSPEC		-

POLYESTER BRAIDED SLEEVE COLOUR: BLACK - GRAY

Braided sleeve composed of monofilaments diam. 0.22 in polyester.
Great push-back effect.
Improved resistance to temperature.



RILSAN BRAIDED SLEEVE

NOMINAL INT. DIAM. mm	GRAY CODE	BLACK CODE	DIAM. mm MIN-MAX	COIL BY M
3	GRGR03	GRNE03	2-4	100
4	GRGR04	GRNE04	3-5	100
5	-	-	-	-
6	GRGR06	GRNE06	4-8	100
8	GRGR08	GRNE08	5-10	100
10	GRGR10	GRNE10	7-12	50
12	GRGR12	GRNE12	8-14	50
14	GRGR14	GRNE14	10-16	50
15	-	-	-	-
16	GRGR16	GRNE16	12-18	50
18	GRGR18	GRNE18	13-21	50
20	GRGR20	GRNE20	15-23	50
22	GRGR22	GRNE22	16-25	50
25	GRGR25	GRNE25	18-28	50
30	GRGR30	GRNE30	25-32	50
35	GRGR35	GRNE35	27-40	50
40	GRGR40	GRNE40	30-44	50
50	GRGR50	GRNE50	40-58	50
60	GRGR60	GRNE60	50-68	50
Rilsan special length braided sleeve		GRSPEC		

RILSAN BRAIDED SLEEVE COLOUR: GRAY - BLACK

Braided sleeve composed of monofilaments diam. mm 0.30 braided Rilsan (polyamide 11).
Push-back effect.
Denser and thicker braiding of monofilament gives greater mechanical protection to cables.

BRAIDED SLEEVES

For the protection and assembly of cables.
Fit easily on the wire strips and it is possible to take out one or more wires extending the mesh.
The ends of the sheath are hot cut



NYLON SHEATH - COLOUR: GRAY

Sheath composed of braided polyamide 66 monofilaments diam. 0.26 mm.
Composed of thinner monofilaments and sparser braiding.
Greater push-back effect.

TISAFLEX FR BRAIDED SLEEVE

Braided sleeve produced with PBT polyester monofilaments:
UL-VO classified
Colour: gray/black line.



TISAFLEX BRAIDED SLEEVE – ORGATER VO

NOMINAL INT. DIAM. mm	GRAY CODE	BLACK CODE	DIAM. mm MIN-MAX	COIL BY M
3	GTIS03	-	2-5	100
4	GTIS04	-	3-7	100
5	GTIS05	-	4-9	100
6	GTIS06	-	5-11	100
8	GTIS08	-	7-13	100
10	GTIS10	-	9-15	50
12	GTIS12	-	11-17	50
14	-	-	-	50
15	GTIS15	-	13-20	50
16	-	-	-	-
18	-	-	-	-
20	GTIS20	-	18-25	50
22	GTIS22	-	-	-
25	GTIS25	-	22-30	50
30	GTIS30	-	27-40	50
35	-	-	-	-
40	GTIS40	-	35-50	50
50	GTIS050	-	45-60	50
Tisaflex FR special length braided sleeve		GTSPEC		
Black (Gray stripe) upon request				

DESCRIPTION	CODE	PACK
Device for hot cutting polyamide tubulars – 220 V/70 Watt	HSG000	1
Knife R (replacement)	HSGCOL	1

NYLON BRAIDED SLEEVE

NOMINAL INT. DIAM. mm	GRAY CODE	BLACK CODE	DIAM. mm MIN-MAX	COIL BY M
3	GNGR03	-	2-4	100
4	GNGR04	-	3-6	100
6	GPGR06	-	4-8	100
8	GNGR08	-	5-10	100
10	GNGR10	-	7-12	50
12	GNGR12	-	8-14	50
14	GNGR14	-	10-16	50
15	-	-	-	-
16	GNGR16	-	12-18	50
18	GNGR18	-	14-20	50
20	GNGR20	-	15-23	50
22	GNGR22	-	17-25	50
25	GNGR25	-	18-28	50
30	GNGR30	-	25-32	50
35	GNGR35	-	28-38	50
40	GNGR40	-	30-44	50
50	GNGR50	-	40-55	50
60	GNGR60	-	50-65	50
Nylon special lenght braided sleeve		GNSPEC	-	-



ENGEL HSG-O DEVICE COMPLETE WITH KNIFE R

With a hot blade to cut braided sleeves and seal filaments together. Volt 220-Watt 70.

CORRUGATED CONDUITS IN 2 PIECES

**To be used with already set cables.
Notched polyamide conduit with medium mechanical resistance.**

Applications:
- **easy installation on already set cables**
- **repairs of existing systems**
- **expansions**
- **faster introduction of cables, especially long-haul**

Material: Polyamide 6.6
Temperature: from 40°C to +140°C
Flammability rating: Hb
Resistance: > 1.200 n/100 mm
CE Compliance

CODE	DIAMETER mm	BENDING RADIUS (mm STATIC)	PACK
GC6211	6.2 x 11.2	70.0	50 m
GC7912	7.9 x 12.9	75.0	50 m
GC1015	10.3 x 15.8	100.0	50 m
GC1321	13.9 x 21	120.0	50 m
GC2028	20.5 x 28.3	170.0	50 m
GC2634	26.6 x 34.5	180.0	50 m
GC3241	32 x 41.8	200.0	50 m
GC4354	43 x 54.2	240.0	50 m



TOOL: to facilitate wire insertion in sheath – p/n GCTOOL

PLASTIC FITTINGS

Fitting for conduits, class of protection IP 65
- **Metric threading or pg plastic**
- **Material: Polyamide 6.6**
- **Operating temperature: from 40°C to +230°C**
- **Flammability rating: v0**
- **IP rating: Ip65**
- **UL approved**

- **Secure mounting for the process, as the fitting is already assembled**
- **No need for additional components**
- **High resistance to tearing thanks to the built-in tightening ring**
- **Safe from vibration thanks to the nut with locking flap**
- **Opens without tools**

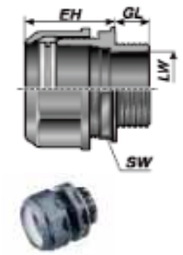

STRAIGHT FITTING FOR CONDUITS WITH PLASTIC THREAD - SERIES RD

CODE	NOMINAL SIZE CONDUIT	SIZE THREAD	DIMENSIONS			
			EH	GL	LW	SW
RDME02	M12/P9	M12X1.5	26	13	8	19
RDME03	M16/P11	M12X1.5	26	13	8	22
RDME12	M12/P9	M16X1.5	26	13	11	19
RDME13	M16/P11	M16X1.5	26	13	11	22
RDME24	DN 13	M20X1.5	26	14	15	27
RDME25	M20/P16(S)	M20X1.5	26	14	15	27
RDME36	M25/P21(S)	M25X1.5	33	10	21	37
RDME40	M32/P29(S)	M32X1.5	33	10	27	45
RDME50	M40/P36(S)	M40X1.5	44	15	35	55
RDME60	M50/P48(S)	M50X1.5	50	17	44	65
RDME70	M50/P48(S)	M63X1.5	50	15	50	65
RDPG11	M10/P7	PG 07	26	8	8.5	19
RDPG12	M12/P9	PG 07	26	8	8.8	19
RDPG22	M12/P9	PG 09	26	8	11	19
RDPG23	M16/P11	PG 09	26	8	10.5	22
RDPG24	DN 13	PG 09	26	8	10.5	27
RDPG25	M20/P16	PG 09	26	8	10.5	27
RDPG32	M12/P9	PG 11	26	8	14	19
RDPG33	M16/P11	PG 11	26	8	14	22
RDPG34	DN 13	PG 11	26	8	14	27
RDPG35	M20/P16	PG 11	26	8	14	27
RDPG44	DN 13	PG 13.5	26	8	14	27
RDPG45	M20/P16	PG 13,5	26	8	14	27
RDPG54	DN 13	PG 16	26	8	17	27
RDPG55	M20/P16	PG 16	26	8	17	27
RDPG60	M25/P21(S)	PG 21	34	15	23	38
RDPG66	M25/P21(S)	PG 21	34	10	23	38
RDPG70	M32/P29(S)	PG 29	34	15	31	46
RDPG77	M32/P29(S)	PG 29	34	10	31	46
RDPG80	M40/P36(S)	PG 36	44	15	40	55
RDPG90	M50/P48(S)	PG 48	50	15	51	65

STRAIGHT COMBINED FITTING FOR CONDUITS WITH PLASTIC THREAD - SERIES RC

2 in 1 combined fitting for conduits with multiple insert.
- **Blocks in the entire circumference of the sheath, therefore achieving maximum tear resistance**
- **Optimum cable gland for cables thanks to iris blades**
- **Fitting does not need to be disassembled to be applied on conduit**

CODE	NOMINAL SIZE CONDUIT	SIZE THREAD	DIMENSIONS			
			EH	GL	LW	SW
RCME12	M12/P9	M16X1.5	45	8	4-8	19
RCME13	M16/P11	M16X1.5	49	8	5-10	22
RCME20	M20/P16(S)	M20X1.5	52	9	10-14	27
RCME25	M20/P16	M20X1.5	50	9	6-12	24-27
RCME36	M25/P21(S)	M25X1.5	60	11	13-18	33
RCME40	M32/P29(S)	M32X1.5	69	11	18-25	42
RCME50	M40/P36(S)	M40X1.5	88	13	22-32	53
RCME70	M50/48(S)	M63X1.5	109	14	37-44	65
RCPG22	M12/P9	PG 09	45	8	4-8	19
RCPG33	M16/P11	PG 11	49	8	5-10	22
RCPG45	M20/P16(S)	PG 13.5	52	9	6-12	24-27
RCPG50	M20/P16(S)	PG 16	52	10	10-14	27
RCPG60	M25/P21(S)	PG 21	60	11	13-18	33
RCPG70	M32/P29(S)	PG 29	69	11	18-25	42
RCPG80	M40/P36(S)	PG 36	88	13	22-32	53
RCPG90	M50/48(S)	PG 48	95	14	37-44	65



90° ELBOW FITTING FOR CONDUITS WITH PLASTIC THREAD - SERIES R90

- **High resistance to tearing thanks to the built-in tightening ring**
- **Secure mounting for the process, as the fitting is already assembled**
  No need for additional components
- **The inner curve is chamfered to facilitate cable entry in the 90° angle**
- **Opens without tools**

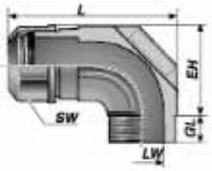

CODE	NOMINAL SIZE CONDUIT	SIZE THREAD	DIMENSIONS				
			EH	L	GL	LW	SW
R90M12	M12/P9	M16X1.5	27	47	7,5	9,5	22
R90M23	M16/P11	M20X1.5	29	51	8	13	24
R90M35	M20/P16(S)	M25X1.5	35	56	10	16	30
R90M46	M25/P21(S)	M32X1.5	41	67	12	22	38
R90M50	M32/P29(S)	M40X1.5	53	82	12	28	46
R90P22	M12/P9	PG 09	27	45	7.5	9.5	22
R90P33	M16/P11	PG 11	29	51	8	13	24
R90P45	M20/P16(S)	PG 13.5	35	56	10	16	30
R90P55	M20/P16(S)	PG 16	35	56	10	16	30
R90P60	M25/P21(S)	PG 21	41	67	11	22	38
R90P70	M32/P29(S)	PG 29	53	82	12	29	46

HARNESSING

Heat shrinkable sleeves - PVC Shrink Sleeve

Possess a thermoelastic memory and thus shrink when subjected to heat.
For insulation and protective coating of conductors, connections, terminals, components, etc.
They shrink, adhering perfectly to the object to be coated, following along the form and shapes.

The shrinking operation is obtained in just a few seconds at temperatures higher than 120°C, obtained with a hot air hair dryer, infrared rays, furnaces etc.



PVC SHRINK SLEEVE

DESCRIPTION	CODE	PACK
Ø before shrinking 2.4 mm	PV024N	300 m
Ø before shrinking 3.2 mm	PV032N	300 m
Ø before shrinking 4.8 mm	PV048N	300 m
Ø before shrinking 6.4 mm	PV064N	300 m
Ø before shrinking 9.5 mm	PV095N	150 m
Ø before shrinking 12.7 mm	PV127N	150 m
Ø before shrinking 16.0 mm	PV160N	150 m
Ø before shrinking 19.0 mm	PV190N	50 m
Ø before shrinking 25.4 mm	PV254N	50 m
Ø before shrinking 32.0 mm	PV320N	50 m
Ø before shrinking 38.1 mm	PV381N	50 m
Ø before shrinking 50.8 mm	PV508N	50 m
Ø before shrinking 76.2 mm	PV762N	25 m
Ø before shrinking 101.6 mm	PV101N	25 m
Special shrink sleeve	PV0000	
Cut Sleeves (upon request)	MTAGLI	-

FEATURES	TEST METHOD	RELEVANT VALUES
Continuous operating temperature		from -30°C to +105°C
Minimum shrinking temperature		100°C
Longitudinal shrinkage	ASTM D2671	from +5% to -10%
Dielectric strength	IEC 243	20 k V/mm min.
Self-extinguishing	ASTM D2671	self-extinguishing (VW-1, UL224)
Flexibility at low temperatures	ASTM D2671 (1 hours at -10°C)	no breakage or cracking
Resistance to fluids	ISO 1817, ISO 37 MIL-1-23053	from good to optimal
Approval and standards: UL224/CSA		

PVC SHRINK SLEEVE

Self-extinguishing
Shrink ratio 2:1
Shrink sleeve in polyvinyl chloride, optimal quality and a low cost solution for terminal and connection isolation.
Colour: black.

CPX55 POLYOLEFIN SLEEVE

Self-extinguishing
Shrink ratio 2:1
Grade polyolefin shrink sleeve for general purpose coating, wiring and insulation.
Shrinks easily, adapting itself to the object being coated.
Black.

HARNESSING

Plastic conduits and fittings

CPX55 POLYOLEFIN SLEEVE – ELECTRIC AIR GUN

DESCRIPTION	CODE	PACK
Ø before shrinking 1.6 mm	CPX016	150 m
Ø before shrinking 2.4 mm	CPX024	150 m
Ø before shrinking 3.2 mm	CPX032	150 m
Ø before shrinking 4.8 mm	CPX048	150 m
Ø before shrinking 6.4 mm	CPX064	150 m
Ø before shrinking 9.5 mm	CPX095	150 m
Ø before shrinking 12.7 mm	CPX127	50 m
Ø before shrinking 16.0 mm	CPX160	50 m
Ø before shrinking 19.0 mm	CPX190	150 m
Ø before shrinking 25.4 mm	CPX254	150 m
Ø before shrinking 32.0 mm	CPX320	150 m
Ø before shrinking 38.1 mm	CPX381	150 m
Ø before shrinking 50.8 mm	CPX508	150 m
Ø before shrinking 76.2 mm	CPX762	150 m
Ø before shrinking 101.6 mm	CPX101	150 m
Special CPX55 sleeve	CPXSPE	-

FEATURES	TEST METHOD	RELEVANT VALUES
Continuous operating temperature		from -55°C to +135°C
Minimum shrinking temperature		110°C
Longitudinal shrinkage	ASTM D2671	+/- 10%
Dielectric strength	IEC 243	20 k V/mm min.
Self-extinguishing	ASTM D2671	self-extinguishing
Flexibility at low temperatures	ASTM D2671 (4 hours at -55°C)	no breakage or cracking
Resistance to fluids	ISO 1817, ISO 37 MIL-1-23053	from good to optimal
Approval and standards: UL224		

Heat Shrinkable sleeves - CPA100 Polyolefin Sleeve

CPA100 POLYOLEFIN SLEEVE

The inner surface of the sleeve is coated with a thermal fused adhesive which, during shrinking, melts around the object enclosed by the sleeve and protects it from any water or moisture infiltrations.

FEATURES	TEST METHOD	RELEVANT VALUES
Continuous operating temperature		from -55°C to +110°C
Minimum shrinkage temperature		120°C
Longitudinal shrinkage	ASTM D2671	from +1% to -10%
Dielectric strength	IEC 243	20 k V/mm min.
Self-extinguishing	ASTM D2671 C	self-extinguishing
Flexibility at low temperatures	ASTM D2671 (4 hours at -55°C)	no breakage or cracking
Resistance to fluids	ISO 1817, ISO 37 MIL-1-23053	from good to optimal
Approval and standards: MIL-1-23053/UL114		

FEATURES
Shrink ratio 3:1
Dual wall polyolefin with inner adhesive
Operating temperature: -55°C + 110°C
Colour: black
Pack: 1.22 m bars

CPA100 POLYOLEFIN SLEEVE

DESCRIPTION		CODE	PACK
Ø before shrinking	– Ø after shrinking		
3.0 mm	1.0 mm	CPA030	25 bars
4.8 mm	1.6 mm	CPA048	25 bars
6.0 mm	2.0 mm	CPA060	10 bars
9.0 mm	3.0 mm	CPA090	10 bars
12.0 mm	4.0 mm	CPA120	10 bars
19.0 mm	6.0 mm	CPA190	10 bars
24.0 mm	8.0 mm	CPA240	10 bars
39.0 mm	13.0 mm	CPA390	10 bars

MINI BOX

Material: self-extinguishing polyolefin
Shrink ratio 2:1

MINI BOX

DESCRIPTION	BOX/BOV CODE	BEC CODE	PACK
Colours: Red, Blue, Yellow, Green (On order)	BOXSPE		boxes of:
diam 1.6 mm – Black	BOX016	BEC016	20 m
diam 2.4 mm – Black	BOX024	BEC024	20 m
diam 3.2 mm – Black	BOX032	BEC032	20 m
diam 4.8 mm – Black	BOX048	BEC048	10 m
diam 6.4 mm – Black	BOX064	BEC064	10 m
diam 9.5 mm – Black	BOX095	BEC095	10 m
diam 12.7 mm – Black	BOX127	BEC127	10 m
diam 16 mm – Black	BOX160	BEC160	5 m
diam 19 mm – Black	BOX190	BEC190	5 m
diam 25.4 mm – Black	BOX254	BEC254	5 m
diam 3.2 mm – Yellow&Green stripes	BOV032		20 m
diam 4.8 mm – Yellow&Green stripes	BOV048		10 m
diam 6.4 mm – Yellow&Green stripes	BOV064		10 m
diam 9.5 mm – Yellow&Green stripes	BOV095		10 m
diam 12.7 mm – Yellow&Green stripes	BOV127		10 m
diam 19 mm – Yellow&Green stripes	BOV190		5 m
diam 25.4 mm – Yellow&Green stripes	BOV254		5 m

BOX/BOV SERIES

Operating temperature: -55°C + 125°C
Self-extinguishing UL 224
Colour: black and yellow&green stripes

BEC SERIES

Operating temperature:-30°C + 125°C
Flame retardant UL 224
Self-extinguishing in 15 sec.
Colour: black



Heat Shrinkable Sleeves - CPX100 Polyolefin Sleeve Shrinkable Mini Box



CPX100 POLYOLEFIN SLEEVE

Thermo-shrinkable high performance polyolefin sleeve, excellent electrical characteristics, chemical and physical properties.
Can be used to insulate, protect, strengthen or identify.
Colours: black, white and clear

FEATURES	TEST METHOD	RELEVANT VALUES
Continuous operating temperature		from -55°C to +135°C
Minimum shrinkage temperature		90°C
Longitudinal shrinkage	ASTM D2671	+/- 5%
Dielectric strength	IEC 243	20 k V/mm min.
Self-extinguishing	ASTM D2671 C	self-extinguishing
Flexibility at low temperatures	ASTM D2671 (4 hours at -55°C)	no breakage or cracking
Resistance to fluids	ISO 1817, ISO 37 MIL-1-23053	from good to optimal
Approval and standards: UL224/MIL-1-23053/CSA		

CPX100 POLYOLEFIN SLEEVE

DESCRIPTION			CODE	PACK
				Reels of:
Ø before shrinking	1.6 mm	(1/16")	CX016N	150 m
Ø before shrinking	2.4 mm	(3/32")	CX024N (B-T)	150 m
Ø before shrinking	3.2 mm	(1/8")	CX032N (B-T)	150 m
Ø before shrinking	4.8 mm	(3/16")	CX048N (B-T)	75 m
Ø before shrinking	6.4 mm	(1/4")	CX064N (B-T)	75 m
Ø before shrinking	9.5 mm	(3/8")	CX064N (B-T)	75 m
Ø before shrinking	6.4 mm	(1/2")	CX127N (B-T)	50 m
Ø before shrinking	19.0 mm	(3/4")	CX190N (B-T)	30 m
Ø before shrinking	25.4 mm	(1")	CX254 (B-T)	30 m
Ø before shrinking	38.1 mm	(1" ½)	CX381N	30 m
Ø before shrinking	50.8 mm	(2")	CX508N	30 m
Ø before shrinking	76.2 mm	(3")	CX762N	15 m
Ø before shrinking	101.6 mm	(4")	CX101N	15 m
Coloured			CXSPEC	-

CHARACTERISTICS
Shrink ratio 2:1
Transparent not self-extinguishing
Operating temperature:
-55°C + 135°C
Colour: black, white (avail. diam. from 2.4 to 25.4)

BRADY MT WHEN PERFORMANCE MATTERS MOST™

TO SEAL THE ENDS OF WIRES AND CONDUITS.

Features:
- Material: medium thickness polyolefin
- High resistance to weathering, moisture and adverse environmental conditions
- Resistant to common fluids and solvents
- Optional adhesive coating for complete environmental protection and isolation
- Heat indicating lines
- Continuous service temperature: from -55°C to +110°C
- Shrinking temperature: 120°C
- Shrink ratio: 3:1
- Not self-extinguishing



PHYSICAL

PROPERITES	TEST METHOD	TYPICAL PERFORMANCE
Tensile strength	ASTM-D 412, ISO 37	14.5 MPa
Elongation at break	ASTM-D 412, ISO 37	550%
Specific weight	ASTM-D 792, A4	1.1 g/cm3 max
Elongation after thermal ageing (168 hours at 150°C)	ASTM-0 2671	500%
Thermal shock (4 hours at 225°C)	ASTM-0 2671	no cracking or scrolling
Flexibility at low temperature	ASTM-0 2671	does not break at -55°C
Hardness (Shore D)	ASTM-0 2240	500

ELECTRICAL

PROPERITES	TEST METHOD	TYPICAL PERFORMANCE
Dielectric strength	ASTM-D 149	20 kV/mm
Dielectric strength at voltage (2500V, 60Hz, 1min)	UL 486D	no cracking
Resistance specific volume	ASTM-D 257	10^{16} Ω x cm

CHEMICAL

PROPERITES	TEST METHOD	TYPICAL PERFORMANCE
Corrosive action	ASTM-0 2671 Method A	non-corrosive
Compatibility with copper	ASTM-0 2671 Method B	non-corrosive
Resistance to fluids	MIL-DTL-23053	from good to excellent
Water absorption	ASTM-D 570	0.10%
Resistance to fungi	ASTM-G 21	no development

SEALING INTEGRITY

PROPERITES	TEST METHOD	TYPICAL PERFORMANCE
Room temperature (23°C)	168 ore/40psi	no loss
Cycle temperature (from -40°C to 60°C)	50 cycles	keeps seal
Sprayer		0.70 MPo
Tangential force (1 inch/min at 23°C)	ASTM-D 1002	130psi (0.91 MPo)
Softening point	ASTM-E 28	92°C/-5°C
Peel strength on adhesive (300 mm/min at 23°C) > on steel, on aluminium, on PE > on PVC	ASTM-D 1000	35 pli 20 pli
Adhesive lock (30°C)	ASTM-D 1146	no locking
Water penetration	ASTM 706	no penetration after 236 hours of complete immersion

CODE	DIAMETER BEFORE SHRINKING (mm)	DIAMETER AFTER SHRINKING (mm)	EXTERNAL CABLE DIAMETER	QTY/PACK	LENGTH (mm)	THICKNESS
CT1038	10.2	3.8	4.5-8.5	10	50.8	2.0
CT1956	19.1	5.6	6-16.5	10	63.5	2,0
CT2710	27.9	10.2	11.5-25	10	76.2	2.4
CT3310	33	10.2	11.5-30	10	76.2	2.4
CT3812	38.1	12.7	14-35	10	88.9	2.4
CT4312	43.2	12.7	14-40	5	88.9	2.5
CT5219	52.1	19.0	21-45	5	88.9	2.5
CT6925	69.8	25.4	30-63	5	101.6	2.5
CT8830	88.9	30.0	33-83.8	5	114.3	2.5
CT1194	119.4	39.9	40.6-114.3	5	139.7	2.7

BRADY WHEN PERFORMANCE MATTERS MOST MT

WIRING

medium thickness heat shrink with glue

HARNESSING

Heat shrink



HEAT SHRINK TERMINAL BOARD ENDS

To seal and protect multi-conductor cables and 2, 3 and 4-pole cable ends

Features:
- **Material: medium thickness polyolefin**
- **Tensile strength and mechanical protection**
- **Resistant to common fluids and solvents**
- **Continuous service temperature: from -55°C to +110°C**
- **Shrinking temperature: 135°C**
- **Shrink ratio: 3:1**
- **Not self-extinguishing**

PHYSICAL

PROPERITES	TEST METHOD	TYPICAL PERFORMANCE
Tensile strength	ASTM-D 638 (M)	10.0 MPa
Elongation at break	ASTM-D 638 (M)	300% min.
Hardness	Internal	40 Shore D min.
Tensile strength after thermal ageing (120°C, 168 hours)	ISO – 188	9 MPa min.
Elongation after thermal ageing (120°C, 168 hours)	ISO – 188	250% min.
Water absorption	ISO - 62	1% max
Dielectric strength	IEC - 243	12 kV/mm
Dielectric constant	IEC - 250/ASTM-D	150 5 max
Tracking resistance	ASTM-D 2303	N/A
Resistance specific volume	IEC 93	10^{12} Ω x cm
Flammability	ESI 09-13	Not self-extinguishing

CODE	DESCRIPTION	DIAMETER BEFORE SHRINKING (mm)	OUTPUT DIAMETER mm	DIAMETER AFTER SHRINKING (mm)	OUTPUT DIAMETER (mm)
CT2V33	TWO-WAY	33.0	14.0	10.0	3.0
CT2V50	TWO-WAY	50.0	21.0	22.0	6.7
CT3V38	THREE-WAY	38.0	11.0	14.0	4.0
CT3V60	THREE-WAY	60.0	24.0	22.0	8.0
CT3V80	THREE-WAY	80.0	36.0	33.0	16.0
CT3V11	THREE-WAY	110.0	48.0	47.0	20.0
CT3V12	THREE-WAY	125.0	55.0	47.0	20.0
CT4V38	FOUR-WAY	38.0	15.0	14.0	3.0
CT4V55	FOUR-WAY	55.0	20.0	25.0	6.0
CT4V72	FOUR-WAY	72.0	25.0	22.0	8.5
CT4V10	FOUR-WAY	100.0	35.0	33.0	14.0
CT4V12	FOUR-WAY	125.0	45.0	47.0	22.0

POLYOLEFIN SLEEVE FOR MEDIUM VOLTAGE BAR INSULATION

Anti-marking, medium wall thickness heat shrink sheath specifically designed for insulating medium voltage bars

Features:
- **Material: medium thickness polyolefin, red**
- **Reduction in isolation distance between bars**
- **Protection against accidental contact**
- **Continuous service temperature: from -40°C to +125°C**
- **Shrinking temperature: 120°C**
- **Shrink ratio: 3:1**
- **Self-extinguishing**
- **halogen free**
- **tested in compliance with ANSI C37.20.2 for medium voltage equipment up to 36 kv**
- **UL recognised**

TECHNICAL DATA: for applications up to 36 kv on a bar without bolts



DISTANCES WITH INSULATION

SYSTEM VOLTAGE	BIL KV	P/P (MM)	P/G (MM)
15 kV	95	86.0	106.0
25 kV	125	114.0	152.0
36 kV	150	165.0	203.0

P/P: Phase to phase distance
P/G: Phase to ground distance
Distance based on metal to metal dimension prior to insulation
Distance based on wall insulation thickness for scope

PHYSICAL

PROPERITES	TEST METHOD	TYPICAL PERFORMANCE
Tensile strength	ASTM-D 412, ISO	37 8.3 MPa
Elongation at break	ASTM-D 412, ISO 37	370%
Thermal ageing (7 days at 175°C) Tensile strength Elongation at break	ASTM-D 2671 ASTM-0 2671	10 MPa 200%
Thermal shock (4 hours at 225°C)	ASTM-0 2671	no cracking or scrolling
Flexibility at low temperature (4 hours at -25°C)	ASTM-0 2671	no cracking
Flammability	ANSI C37.20 ASTM-D 2671	exceeded

ELECTRICAL

PROPERITES	TEST METHOD	TYPICAL PERFORMANCE
Dielectric strength	ASTM-D 149	20 kV/mm
Surface resistance	ASTM-D 257	510 x 10^9 Ω
Specific volume resistance	ASTM-D 257	1.9 x 10^{16} Ω cm
Dielectric constant	ASTM-D 150	3.4
Surface tracking resistance (2500 V, 300 min)	ANSI C37.20, ASTM-D 2303	no current surface
Resistance	ASTM-G 53	no current to surface weather after 6000 hours

CHEMICAL

PROPERITES	TEST METHOD	TYPICAL PERFORMANCE
Corrosive action	ASTM-D 2671	non-corrosive
Resistance to fluids	MIL-DTL-23053/15	from good to excellent
Water absorption	ASTM-D 570	0.25%

CODE	WALL THICKNESS (m)	DIAMETER BEFORE SHRINKING (m)	DIAMETER AFTER SHRINKING (m)	LENGTH OF ROLL (m)
GMT019	2.7	19.0	5.5	15
GMT032	3	32.0	10.1	15
GMT052	2.8	52.0	19.0	15
GMT069	2.9	69.8	25.4	15
GMT088	3.1	88.9	29.9	15
GMT119	3.2	119.3	39.9	15
GMT170	3.2	170.1	58.4	15

BRADY WHEN PERFORMANCE MATTERS MOST MT

POLYVINYL CHLORIDE SLEEVE

Excellent dielectric properties, good flexibility even at low temperatures.
Material: Plastified PVC.
Specific weight: 1.29 g/cc.

Tensile strength at break 19 N/mm2,
Elongation at break 320%
Hardening temperature: -18°C
Dielectric strength: kV/mm, 26
Oxygen index %: 24

PVC VULCOFLEX SLEEVES
Increased wall thickness, Colours: white, red, yellow, gray

DESCRIPTION		CODE	COLOUR	PACK
VUG005	Thickness 0.40	Slv. Vulcoflex Ø diameter mm 0.5	gray	200 m
VUG008	Thickness 0.40	Slv. Vulcoflex Ø diameter mm 0.8	gray	200 m
VUG010	Thickness 0.50	Slv. Vulcoflex Ø diameter mm 1	gray	200 m
VUG015	Thickness 0.50	Slv. Vulcoflex Ø diameter mm 1.5	gray	200 m
VUG020	Thickness 0.50	Slv. Vulcoflex Ø diameter mm 2	gray	200 m
VUG025	Thickness 0.50	Slv. Vulcoflex Ø diameter mm 2.5	gray	200 m
VUG030	Thickness 0.50	Slv. Vulcoflex Ø diameter mm 3	gray	200 m
VUG035	Thickness 0.55	Slv. Vulcoflex Ø diameter mm 3.5	gray	200 m
VUG040	Thickness 0.55	Slv. Vulcoflex Ø diameter mm 4	gray	200 m
VUG050	Thickness 0.50	Slv. Vulcoflex Ø diameter mm 5	gray	200 m
VUG060	Thickness 0.60	Slv Vulcoflex Ø diameter mm 6	gray	100 m
VUR005	Thickness 0.40	Slv. Vulcoflex Ø diameter mm 0.5	red	200 m
VUR008	Thickness 0.40	Slv. Vulcoflex Ø diameter mm 0.8	red	200 m
VUR010	Thickness 0.50	Slv. Vulcoflex Ø diameter mm 1	red	200 m
VUR015	Thickness 0.50	Slv. Vulcoflex Ø diameter mm 1.5	red	200 m
VUR020	Thickness 0.50	Slv. Vulcoflex Ø diameter mm 2	red	200 m
VUR025	Thickness 0.50	Slv. Vulcoflex Ø diameter mm 2.5	red	200 m
VUR030	Thickness 0.50	Slv. Vulcoflex Ø diameter mm 3	red	200 m
VUR035	Thickness 0.55	Slv. Vulcoflex Ø diameter mm 3.5	red	200 m
VUR040	Thickness 0.55	Slv. Vulcoflex Ø diameter mm 4	red	200 m
VUR050	Thickness 0.50	Slv. Vulcoflex Ø diameter mm 5	red	200 m
VUR060	Thickness 0.60	Slv. Vulcoflex Ø diameter mm 6	red	100 m
VUR120	Thickness 0.75	Slv. Vulcoflex Ø diameter mm 12	red	200 m
VUW005	Thickness 0.40	Slv. Vulcoflex Ø diameter mm 0.5	white	200 m
VUW008	Thickness 0.40	Slv. Vulcoflex Ø diameter mm 0.8	white	200 m
VUW010	Thickness 0.50	Slv. Vulcoflex Ø diameter mm 1	white	200 m
VUW015	Thickness 0.50	Slv. Vulcoflex Ø diameter mm 1.5	white	200 m
VUW020	Thickness 0.50	Slv. Vulcoflex Ø diameter mm 2	white	200 m
VUW025	Thickness 0.50	Slv. Vulcoflex Ø diameter mm 2.5	white	200 m
VUW030	Thickness 0.50	Slv. Vulcoflex Ø diameter mm 3	white	200 m
VUW035	Thickness 0.55	Slv. Vulcoflex Ø diameter mm 3.5	white	200 m
VUW040	Thickness 0.55	Slv. Vulcoflex Ø diameter mm 4	white	200 m
VUW050	Thickness 0.50	Slv. Vulcoflex Ø diameter mm 5	white	200 m
VUW060	Thickness 0.60	Slv. Vulcoflex Ø diameter mm 6	white	100 m
VUW080	Thickness 0.60	Slv. Vulcoflex Ø diameter mm 8	white	100 m
VUW100	Thickness 0.75	Slv. Vulcoflex Ø diameter mm 10	white	100 m
VUW120	Thickness 0.75	Slv. Vulcoflex Ø diameter mm 12	white	100 m
VUY005	Thickness 0.40	Slv. Vulcoflex Ø diameter mm 0.5	yellow	200 m
VUY008	Thickness 0.40	Slv. Vulcoflex Ø diameter mm 0.8	yellow	200 m
VUY010	Thickness 0.50	Slv. Vulcoflex Ø diameter mm 1	yellow	200 m
VUY015	Thickness 0.50	Slv. Vulcoflex Ø diameter mm 1.5	yellow	200 m
VUY020	Thickness 0.50	Slv. Vulcoflex Ø diameter mm 2	yellow	200 m
VUY025	Thickness 0.50	Slv. Vulcoflex Ø diameter mm 2.5	yellow	200 m
VUY030	Thickness 0.50	Slv. Vulcoflex Ø diameter mm 3	yellow	200 m
VUY035	Thickness 0.55	Slv. Vulcoflex Ø diameter mm 3.5	yellow	200 m
VUY040	Thickness 0.55	Slv Vulcoflex Ø diameter mm 4	yellow	200 m
VUY050	Thickness 0.50	Slv Vulcoflex Ø diameter mm 5	yellow	200 m
VUY060	Thickness 0.60	Slv. Vulcoflex Ø diameter mm 6	yellow	200 m





SILICONE RUBBER SLEEVE

Very flexible, high heat resistance, excellent electrical properties, resistance to moisture.
It can be used at operating temperatures from -60°C + 180°C.
Specific weight: 1.2 approx..
Dielectric strength 16 kV/mm.
Yellow.
Any size and colour available upon request (minimum 25 kg).

SILICONE RUBBER SLEEVE

DESCRIPTION	CODE	PACK
External diam. dimensions 0.8 x 0.14 mm Theoretical weight g/m 1.40	SN0814	coil 50 m
External diam. dimensions 1.5 x 2.1 mm Theoretical weight g/m 2.40	SN1621	coil 50 m
Any other supplied upon request measurement, thickness, colour Minimum supplied: 25 kg (specific weight 1.2) Indicate diameter	SNSPEC	-

PVC MEGADINE SLEEVES
Colour: black

DESCRIPTION		CODE	PACK
internal diam. 0.8 mm	- Thickness 0.30	MEN008	200 m
internal diam. 1 mm	- Thickness 0.30	MEN010	200 m
internal diam. 1.5 mm	- Thickness 0.30	MEN015	200 m
internal diam. 2 mm	- Thickness 0.30	MEN020	200 m
internal diam. 2.5 mm	- Thickness 0.30	MEN025	200 m
internal diam. 3 mm	- Thickness 0.30	MEN030	200 m
internal diam. 3.5 mm	- Thickness 0.35	MEN035	200 m
internal diam. 4 mm	- Thickness 0.35	MEN040	200 m
internal diam. 5 mm	- Thickness 0.40	MEN050	200 m
internal diam. 6 mm	- Thickness 0.45	MEN060	200 m
internal diam. 7 mm	- Thickness 0.50	MEN070	200 m
internal diam. 8 mm	- Thickness 0.50	MEN080	100 m
internal diam. 9 mm	- Thickness 0.50	MEN090	100 m
internal diam. 10 mm	- Thickness 0.50	MEN100	100 m
internal diam. 12 mm	- Thickness 0.60	MEN120	100 m
internal diam. 14 mm	- Thickness 0.60	MEN140	100 m
internal diam. 15 mm	- Thickness 0.65	MEN150	100 m
internal diam. 16 mm	- Thickness 0.65	MEN160	100 m
internal diam. 18 mm	- Thickness 0.65	MEN180	100 m
internal diam. 20 mm	- Thickness 0.75	MEN200	100 m
For other colours and diameters:		MESPEC	-
Megadine sleeve diam __ colour__			
CUT SLEEVES			
Indicate: diameter, length, type, colour		MTAGLI	-

BRADY MT WHEN PERFORMANCE MATTERS MOST™



ELASTOMER GLASS

Sleeve with support in the glass braid covered in thickness with silicone rubber.
Applications: fluorescent lamps, halogen lamps, reactors, electric motors, etc.
Discharge voltage: Grade C1
Average minimum test voltage 2500V.
Minimum individual test voltage 1500V.
Operating temperature: Class C (200°C)
Colour: Red.

ELASTOMER GLASS

DESCRIPTION	CODE	PACK
Reel internal diam. 1 mm	VEM010	200 m
Reel internal diam. 1.5 mm	VEM015	200 m
Reel internal diam. 2 mm	VEM020	200 m
Reel internal diam. 2.5 mm	VEM025	200 m
Reel internal diam. 3 mm	VEM030	200 m
Reel internal diam. 3.5 mm	VEM035	200 m
Reel internal diam. 4 mm	VEM040	200 m
Reel internal diam. 5 mm	VEM050	100 m
Reel internal diam. 6 mm	VEM060	100 m
Reel internal diam. 7 mm	VEM070	100 m
Reel internal diam. 8 mm	VEM080	100 m
Reel internal diam. 10 mm	VEM100	100 m
Reel internal diam. 12 mm	VEM120	100 m
Reel internal diam. 14 mm	VEM140	100 m

SILICONE GLASS

Glass yarn braid soaked with synthetic resins to be resistant to fraying.
Applications: particularly resistant to high temperatures, electrical resistance, furnaces, kitchens, etc.
Operating temperature: class C (240°C)
Colour: White.



SILICONE GLASS

DESCRIPTION	CODE	PACK
Coil internal diam. 1 mm	VSM010	200 m
Coil internal diam. 1.5 mm	VSM015	200 m
Coil internal diam. 2 mm	VSM020	200 m
Coil internal diam. 2.5 mm	VSM025	200 m
Coil internal diam. 3 mm	VSM030	100 m
Coil internal diam. 3.5 mm	VSM035	100 m
Coil internal diam. 4 mm	VSM040	100 m
Coil internal diam. 5 mm	VSM050	100 m
Coil internal diam. 6 mm	VSM060	100 m
Coil internal diam. 7 mm	VSM070	100 m
Coil internal diam. 8 mm	VSM080	100 m
Coil internal diam. 9 mm	VSM090	50 m
Coil internal diam. 10 mm	VSM100	50 m
Coil internal diam. 12 mm	VSM120	50 m
Coil internal diam. 14 mm	VSM140	25 m
Coil internal diam. 16 mm	VSM160	25 m
Coil internal diam. 18 mm	VSM180	25 m
Coil internal diam. 20 mm	VSM200	25 m

ACRYLIC GLASS

Sleeve with support in the glass braid yarn coated with acrylic resin. Good flexibility, does not fray when cut into pieces.
Applications: electric motors, transformers, switches, junction boxes, etc.
Discharge voltage: Grade C2 (Ref. UL 144).
Average minimum test voltage 1500V.
Minimum individual test voltage 800V.
Operating temperature: class F (155°C)
Colour: Yellow.

ACRYLIC GLASS

DESCRIPTION	CODE	PACK
Coil internal diam. 1 mm	VAM010	200 m
Coil internal diam. 1.5 mm	VAM015	200 m
Coil internal diam. 2 mm	VAM020	200 m
Coil internal diam. 2.5 mm	VAM025	200 m
Coil internal diam. 3 mm	VAM030	100 m
Coil internal diam. 3.5 mm	VAM035	100 m
Coil internal diam. 4 mm	VAM040	100 m
Coil internal diam. 5 mm	VAM050	100 m
Coil internal diam. 6 mm	VAM060	100 m
Coil internal diam. 7 mm	VAM070	100 m
Coil internal diam. 8 mm	VAM080	50 m
Coil internal diam. 10 mm	VAM100	50 m



Spiral Record

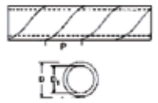

MOD.	PITCH	D1 X D	FOR CABLE BUNDLES
0	4	1.5 x 3	from 1.5 to 10 mm
1	6	3 x 5	from 3.5 to 25 mm
2	8	4 x 6	from 4.4 to 50 mm
3	13	8 x 10	from 8.5 to 80 mm

SPIRAL RECORDS

Spiral records hold wires in compact but flexible bundles, as required by equipment with doors, benches with drawers, etc. Allows for the entry or exit of one or more cables at any point. Useful for temporary groupings. Can be removed and replaced.



B.P. POLYETHYLENE NATURAL COLOUR (OR BLACK)

DESCRIPTION	CODE	PACK
Model 0 diam. 1.5 x 3 mm	SRM0BI(NE)	200 m
Model 1 diam. 3 x 5 mm	SRM1BI(NE)	100 m
Model 2 diam. 4 x 6 mm	SRM2BI(NE)	100 m
Model 3 diam. 8 x 10 mm	SRM3BI(NE)	100 m

NATURAL COLOUR FLAME RETARDANT POLYETHYLENE

DESCRIPTION	CODE	PACK
Model 0 diam. 1.5 x 3 mm	SRM0AU	200 m
Model 2 diam. 4 x 6 mm	SRM2AU	100 m
Model 3 diam. 8 x 10 mm	SRM3AU	100 m

Multi-filament string



MULTI-FILAMENT STRING

Consisting of parallel fibres, subjected to binding tension, flattens at the contact points. Also broadens and, increasing the contact surface, does not affect either the cable jacket or the operator's hands. Binding is almost hidden with a tape and nodes are very small.
The Millecapi multi-filament string consists entirely of very fine nylon fibres soaked with microcrystalline wax. Does not alter over time. High tensile strength.
Material: Natural colour – Nylon.
Black colour – Nylon.

MULTI-FILAMENT STRING

DESCRIPTION	CODE	PACK
TYPE 2/840 – Colour: Natural – 200 m spool	CM2BSP	45 spools
TYPE 3/840 – Colour: Natural – 200 m spool	CM3BSP	30 spools
TYPE 4/840 – Colour: Natural – 200 m spool	CM4BSP	25 spools
TYPE 6/840 – Colour: Natural – 200 m spool	CM6BSP	20 spools
TYPE 3/840 – Colour: Black – 200 m spool	CM3NSP	30 spools
TYPE 4/840 – Colour: Black – 200 m spool	CM4NSP	25 spools
TYPE 2/840 – Colour: Natural – 1000 m spool	CM2BRO	50 spools
TYPE 3/840 – Colour: Natural – 1000 m spool	CM3BRO	50 spools
TYPE 4/840 – Colour: Natural – 1000 m spool	CM4BRO	50 spools
TYPE 6/840 – Colour: Natural – 1000 m spool	CM6BRO	50 spools
TYPE 3/840 – Colour: Black – 1000 m spool	CM3NRO	50 spools
TYPE 4/840 – Colour: Black – 1000 m spool	CM4NRO	50 spools



DESCRIPTION	DIMENSIONS	TENSILE STRENGTH
TYPE 2/840	Nominal width 1.2 mm Nominal thickness 0.18 mm	kg 8
TYPE 3/840	Nominal width 1.6 mm Nominal thickness 0.20 mm	kg 15
TYPE 4/840	Nominal width 1.9 mm Nominal thickness 0.26 mm	kg 20
TYPE 6/840	Nominal width 2.3 mm Nominal thickness 0.52 mm	kg 30

WIRING STRIPS IN NYLON 6.6



STRIPS	
TEMPERATURE RANGE	-40 TO +85°c
MATERIAL	Polyamide 6-6
SELF-EXTINGUISHING	UL94V2

NATURAL COLOUR CABLE TIES

DESCRIPTION		BREAKING LOAD	CODE	PACK
Size 2.2 x 75 mm	max diam. 15 mm	6 kg	FL75BM	1,000 pieces
Size 2.5 x 100 mm	max diam. 20 mm	8 kg	FL98BM	1,000 pieces
Size 2.5 x 142 mm	max diam. 25 mm	8 kg	FL13BM	1,000 pieces
Size 2.5 x 160 mm	max diam. 36 mm	7 kg	FL15BM	1,000 pieces
Size 2.5 x 200 mm	max diam. 50 mm	7 kg	FL22BM	1,000 pieces
Size 3.2 x 140 mm	max diam. 35 mm	13 kg	FL14BM	1,000 pieces
Size 3.6 x 200 mm	max diam. 50 mm	13 kg	FL26BM	1,000 pieces
Size 3.6 x 290 mm	max diam. 75 mm	13 kg	FL23BM	500 pieces
Size 2.5 x 120 mm	max diam. 24 mm	20 kg	FL12BM	1,000 pieces
Size 4.8 x 180 mm	max diam. 36 mm	20 kg	FL16BM	1,000 pieces
Size 4.8 x 178 mm	max diam. 40 mm	22 kg	FL17BM	1,000 pieces
Size 4.6 x 200 mm	max diam. 50 mm	22 kg	FL20BM	1,000 pieces
Size 2.5 x 100 mm	max diam. 20 mm	8 kg	FL98BC	100 pieces
Size 2.5 x 142 mm	max diam. 25 mm	8 kg	FL13BC	100 pieces
Size 2.5 x 160 mm	max diam. 36 mm	7 kg	FL15BC	100 pieces
Size 2.5 x 200 mm	max diam. 50 mm	7 kg	FL22BC	
Size 3.2 x 140 mm	max diam. 35 mm	13 kg	FL14BC	100 pieces
Size 3.6 x 200 mm	max diam. 50 mm	13 kg	FL26BC	100 pieces
Size 3.6 x 290 mm	max diam. 75 mm	13 kg	FL23BC	100 pieces
Size 3.6 x 368 mm	max diam. 100 mm	13 kg	FL37BC	100 pieces
Size 2.5 x 120 mm	max diam. 24 mm	20 kg	FL12BC	100 pieces
Size 4.8 x 180 mm	max diam. 36 mm	20 kg	FL16BC	100 pieces
Size 4.8 x 178 mm	max diam. 40 mm	22 kg	FL17BC	100 pieces
Size 4.8 x 200 mm	max diam. 50 mm	22 kg	FL20BC	100 pieces
Size 4.8 x 250 mm	max diam. 60 mm	22 kg	FL25BC	100 pieces
Size 4.8 x 300 mm	max diam. 75 mm	22 kg	FL29BC	100 pieces
Size 4.8 x 368 mm	max diam. 100 mm	22 kg	FL36BC	100 pieces
Size 7.8 x 120 mm	max diam. 25 mm	55 kg	FG12BC	100 pieces
Size 7.8 x 180 mm	max diam. 45 mm	55 kg	FL12BC	100 pieces
Size 7.6 x 203 mm	max diam. 60 mm	55 kg	FG24BC	100 pieces
Size 7.8 x 300 mm	max diam. 80 mm	55 kg	FG30BC	100 pieces
Size 7.6 x 380 mm	max diam. 100 mm	55 kg	FG36BC	100 pieces
Size 7.8 x 450 mm	max diam. 125 mm	55 kg	FG45BC	100 pieces
Size 7.8 x 540 mm	max diam. 150 mm	55 kg	FG54BC	100 pieces
Size 9.0 x 762 mm	max diam. 200 mm	55 kg	FG75BC	100 pieces



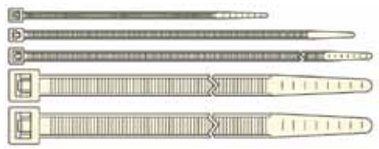

FS CABLE TIES FOR INSTALLERS IN POLYAMIDE 12 BLACK



BLACK COLOUR CABLE TIES

DESCRIPTION	BEC CODE	PACK
Size 2.2 x 75 mm	FL75NM	1.000 pieces
Size 2.5 x mm	FL98NM	1,000 pieces
Size mm	FL13NM	1,000 pieces
Size 2.5 x 160 mm	FL15NM	1,000 pieces
Size 2.5 x 200 mm	FL22NM	1,000 pieces
Size 3.2 x 140 mm	FL14NM	1,000 pieces
Size 3.6 x 200 mm	FL26NM	1,000 pieces
Size 3.6 x 290 mm	FL23NM	500 pieces
Size 4.8 x 180 mm	FL16NM	1,000 pieces
Size 4.8 x 178 mm	FL17NM	1,000 pieces
Size 4.8 x 200 mm	FL17NM	1.000 pieces
Size 2.5 x mm	FL98NC	100 pieces
Size mm	FL13NC	100 pieces
Size 2.5 x 160 mm	FL15NC	100 pieces
Size 2.5 x 200 mm	FL22NC	100 pieces
Size 3.2 x 140 mm	FL14NC	100 pieces
Size 3.6 x 200 mm	FL26NC	100 pieces
Size 3.6 x 290 mm	FL23NC	100 pieces
Size 3.6 x 368 mm	FL37NC	100 pieces
Size 3.2 x 120 mm	FL12NC	100 pieces
Size 4.5 x 160 mm	FL16NC	100 pieces
Size 4.8 x 178 mm	FL17NC	100 pieces
Size 4.6 x 200 mm	FL20NC	100 pieces
Size 4.8 x 250 mm	FL25NC	100 pieces
Size 4.8 x 300 mm	FL29NC	100 pieces
Size 4.8 x 368 mm	FL36NC	100 pieces
Size 7.8 x 120 mm	FG12NC	100 pieces
Size 7.8 x 180 mm	FG18NC	100 pieces
Size 7.6 x 203 mm	FG24NC	100 pieces
Size 7.8 x 300 mm	FG30NC	100 pieces
Size 7.6 x 380 mm	FG36NC	100 pieces
Size 7.8 x 450 mm	FG45NC	100 pieces
Size 7.8 x 540 mm	FG54NC	100 pieces
Size 9.0 x mm	FG75NC	100 pieces
Size 9.0 x 780 mm	FG78NC	100 pieces



STRIPS WITH ID TAG

STRIPS WITH EYELET

IDENTIFICATION CABLE TIES - NATURAL COLOUR

DESCRIPTION	CODE	PACK
Size 2.6 x 100 mm – max diam. 20 mm	FATARG	100 pieces

NATURAL COLOUR CABLE TIES WITH MOUNTING HOLE

DESCRIPTION	CODE	PACK
Size 3.6 x 150 mm – max diam. 30 mm	F0110B	100 pieces
Size 4.8 x 200 mm – max diam. 50 mm	F0210B	100 pieces
Size 7.8 x 380 mm – max diam. 90 mm	F0400B	100 pieces



FS CABLE TIES FOR INSTALLERS COLOUR: BLACK

DESCRIPTION	CODE	PACK
Size 6 x 115 mm – max diam. 25 mm – 25 kg	FS1156	100 pieces
Size 6 x 180 mm – max diam. 45 mm – 25 kg	FS1806	100 pieces
Size 6 x 290 mm – max diam. 78 mm – 25 kg	FS2906	100 pieces
Size 6 x 360 mm – max diam. 100 mm – 25 kg	FS3606	100 pieces
Size 9 x 180 mm – max diam. 43 mm – 35 kg	FS180N	100 pieces
Size 9 x 265 mm – max diam. 65 mm – 50 kg	FS260N	100 pieces
Size 9 x 360 mm – max diam. 93 mm – 50 kg	FS355N	100 pieces
Size 9 x 510 mm – max diam. 140 mm – 55 kg	FS510N	100 pieces
Size 9 x 760 mm – max diam. 220 mm – 55 kg	FS760N	100 pieces

HARNESSING

Mounting bases for cable ties



MOUNTING BASES

2-WAY SELF-ADHESIVE TYPE

A	B	F	C
19.5	19.5	4	4.3
28.6	28.6	5	4.3

SCREW TYPE

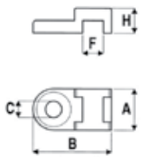

A	B	F	C
10	19	5	4.3

CRADLE SCREW TYPE

A	B	F	C
15	22	9.5	5

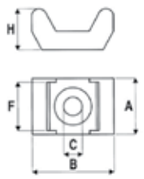

ELASTOMER GLASS

DESCRIPTION	CODE	PACK
2-way self-adhesive type		
Size 19.5 x 19.5 mm	PF192V	100 pieces
Size 28.6 x 28.6 mm	PF262V	100 pieces
Screw type		
Size 10 x 19 mm	PF1910	100 pieces
Cradle screw type		
Size 15 x 22 mm	SATC00	100 pieces

HARNESSING

Installation tool - cable clips

CABLE TIES INSTALLATION TOOL

L type: in metal
Traction controller
Automatic cut
Suitable for cable ties: FL 75 – FL 360

G type: in metal
Suitable for cable ties: types FS and FG



CABLE CLIPS

Supplied with an adhesive base; no drilling required. Allow rapid fixing of cables, sheaths and flat cables. Can be reopened. Colour: white.

CABLE CLIPS FOR FLAT CABLES

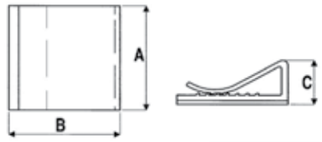

CABLE CLIPS FOR CABLE FASTENING			
	A	B	C
	20	26	6.5
	25	26	6.5
	30	26	6.5

CABLE TIES INSTALLATION TOOLS

DESCRIPTION	CODE	PACK
L type in metal: for types FL	PIFATB	1 piece
G type in metal: for types FG-FS	PIFATG	1 piece

CABLE CLIPS FOR CABLE FASTENING

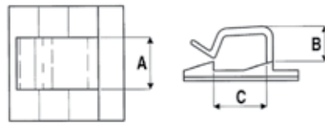

CABLE CLIPS FOR CABLE FASTENING			
◊	A	B	C
16	10	4	4.5
25	12.5	7.5	11
25	16	14.5	18

CABLE CLIPS FOR CABLE FASTENING

DESCRIPTION	CODE	PACK
Cables diam. from 3.7 to 5 mm – Adhesive Base	FE3750	100 pieces
Cables diam. from 7.5 to 14 mm – Adhesive Base	FE7514	100 pieces
Cables diam. from 15 to 22 mm – Adhesive Base	FE1522	100 pieces

CABLE CLIPS FOR FLAT CABLES

DESCRIPTION	CODE	PACK
Dimensions 20 x 26 mm – Adhesive Base	FEPI20	100 pieces
Dimensions 24 x 26 mm – Adhesive Base	FEPI25	100 pieces
Dimensions 30 x 26 mm – Adhesive Base	FEPI30	50 pieces





LOOPING CLAMPING SCREWS

Made of natural colour flexible nylon.
Adjustable for all diameters from 5 to 45 mm.
Absolutely do not affect the lining of the cables and do not age.
Reduce processing times and inventory.

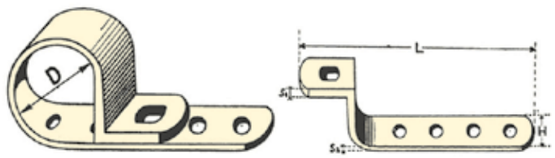

LOOPING CLAMPING SCREWS

DESCRIPTION	CODE	PACK
Model 1 for cables diam. 5-12 mm	SL0001	100 pieces
Model 2 for cables 7-26 mm	SL0002	100 pieces
Model 3 for cables 24-45 mm	SL0003	100 pieces

FRAMING CHANNEL CLAMP

Equally secure wires of any diameter simply by moving them close to each other along the appropriate profile.
It is not necessary to insert the clamp from the head of the profile for assembly. Simply rest the clamp on the profile, loosen the screw head by one turn and lock in the screw.
In rigid thermoplastic material.

CROSS CABLE LAYING

DESCRIPTION	CODE	PACK
Model 1 for cables 10-25 mm	PCMOD1	100 pieces
Model 2 for cables 15-35 mm	PCMOD2	50 pieces
Model 3 for cables 25-60 mm	PCMOD3	50 pieces

DESCRIPTION	S mm	L mm	H mm
Model 1 – PCMOD1	20	18	23
Model 2 – PCMOD1	24	28	36
Model 3 – PCMOD1	24	40	55

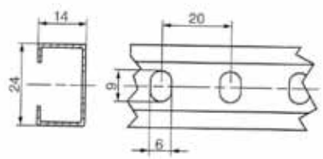

PROFILE

In galvanized steel drilled at the base (24 x 14 mm).
In 2 metre bars.
Pack: packages of 48 m.



PROFILE

DESCRIPTION	CODE	PACK
2 m bars – in galvanized steel	PCPROF	Packs of 48 metres



CONIK TERMINAL BLOCKS

Consist of a cap made of rigid insulating material, fitted inside a metal conical c ross-head nut. Tightening the terminal block on the wires, the cross-head nut twists and compresses them around to form a sleeve which increases the contact surface.
U.L. Listed.

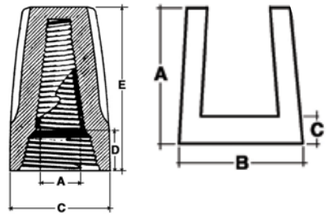



CONIK TERMINAL BLOCKS	
SELF-EXTINGUISHING	UL94V2

CONIK TERMINAL BLOCKS

DESCRIPTION	CODE	PACK
		Boxes of:
Model 51 – Black	C30251	200 pieces
Model 53 – Black	C30253	100 pieces
Model 74 – Yellow*	C30274	100 pieces
Model 76 – Red*	C30276	50 pieces

* to order - min 5.000 pcs
**M0Q. 10.000 pieces

Mod.	E	C	A	D	mm²
51	14.7	8.3	3.2	4.4	1.5-3
53	21.8	11	3.6	7.9	2-4.5
74	24.2	13.8	4.4	6.8	3-7.5
76	26.9	16.6	6.4	6.8	5-16

A	B	AC	SHEET THICKNESS
4.2	3.8	1.1	0.5-1.5
4	5	1.1	1.5-3
5.7	7.3	1.3	3-4.5
5.9	9	1.8	4.5-6

SEALS: SLOT

Protect and isolate holes of any shape and size on sheets of any thickness.
Are applied by hand without tools or adhesives; remain fixed on the spot, do not create encumbrances.



SLOT SEAL

DESCRIPTION	CODE	PACK
Colour: Natural or black Material: polyethylene		
Model 1 for sheets thick 0.5-1.5	GA01BI (NE)	Boxes of 100 m
Model 2 for sheets thick 1.5-3	GA02BI (NE)	Boxes of 100 m
Model 3 for sheets thick 3-4.5	GA03BI (NE)	Boxes of 50 m
Model 4 for sheets thick 4.5-6	GA04BI (NE)	Boxes of 50 m
XXXXBI = natural colour		
XXXXNE = black colour		

CLAW CABLE CLIPS

Applied by hand instantly without inserting them in the cable in advance. Made of high resistance polypropylene resin and therefore is eternal and resistant to heat and ageing. Blocks the cable without compressing but, forcing a slight curve, prevents scrolling. Black.

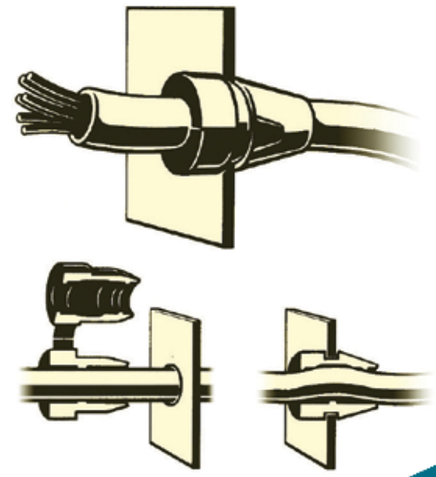

CLAW CABLE CLIPS

DESCRIPTION	CODE	PACK
Model 2 – For cables diam. 6.5 – 8.5 mm	PA0200	Boxes of: 500 pieces

Diam. Ext. Wire mm	6,5	7	7,5	8	8,5
Sheet hole diameter in mm					
Mod. 2	11,5 11	11,5 12	12 12,5	12 12,5 13	12,5 13 13,5

FERRULES

Isolated termination systems in various versions:
- ring version for safe and reliable terminations
- fork version for easy application and removal
- pin terminals
- flat pin terminals
- socket terminal version

- "Easy Entry" input for easy and safe insertion of the cable into the terminal
- Copper terminal, tIn (titanium nitride) plating
- Insulating material: PVC or nylon
- Max temperature: 75°C or 105°C
- Insulation colour-coded according to the cable cross sections indicated by DIN cables (section), for instant selection and identification of the terminal:
RED: 0.5 – 1.5 mm²
BLUE: 1.5 – 2.5 mm²
YELLOW: 4.0 – 6.0 mm²

TWIN FERRULES

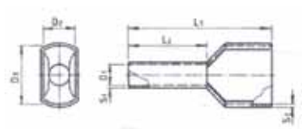



DIMENSIONS mm					
L1	L2	D1	S1	D3	S2
15	8	1.8	0.15	5	2.5
15	8	2.05	0.15	5	2.9
16	8	2.3	0.15	5.9	3.1
18	10	2.9	0.20	7.3	4

DESCRIPTION	CODE	PACK
2 x 0.75 mm2 x length 8 mm Gray	PD2075	500
2 x 1.00 mm2 x length 8 mm Red	PD2100	1,000
2 x 1.50 mm2 x length 8 mm Black	PD2150	500
2 x 2.50 mm2 x length 10 mm Blue	PD2250	250

INSULATED RING WIRE TERMINALS

Material: copper
Plating: tIn
Insulation: PVC
Temp max: 75°C
Colour-coding of insulate: according to wire section
Easy Entry cable insertion
Flammability: UL 94 V0
Pack: 100 pieces

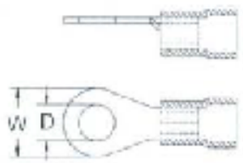



CODE	COLOUR	HOLE DIMENSIONS D mm	WIDTH W mm	CABLE RANGE DIN mm²
PAR155	Red	3.2	5.5	0.5-1.5
PAR255	Red	3.7	5.5	0.5-1.5
PAR366	Red	4.3	6.6	0.5-1.5
PAR380	Red	4.3	8.0	0.5-1.5
PAR480	Red	5.3	8.0	0.5-1.5
PAR511	Red	6.4	11.7	0.5-1.5
PAR611	Red	8.4	11.7	0.5-1.5
PAR713	Red	10.5	13.7	0.5-1.5
PAB165	Blue	3.2	6.5	1.5-2.5
PAB265	Blue	3.7	6.5	1.5-2.5
PAB366	Blue	4.3	6.6	1.5-2.5
PAB385	Blue	4.3	8.5	1.5-2.5
PAB495	Blue	5.3	9.5	1.5-2.5
PAB512	Blue	6.4	12.0	1.5-2.5
PAB612	Blue	8.4	12.0	1.5-2.5
PAB713	Blue	10.5	13.7	1.5-2.5
PAG395	Yellow	4.3	9.5	4-6
PAG495	Yellow	5.3	9.5	4-6
PAG512	Yellow	6.4	12.0	4-6
PAG615	Yellow	8.4	15.0	4-6
PAG715	Yellow	10.5	15.0	4-6

INSULATED FORK WIRE TERMINALS

Material: copper
Plating: tIn
Insulation: PVC
Temp max: 75°C
Colour-coding of insulate: according to wire section
Easy Entry cable insertion
Flammability: UL 94 V0
Pack: 100 pieces

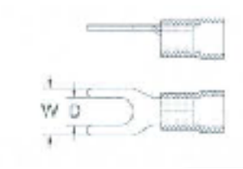



CODE	COLOUR	HOLE DIMENSIONS D mm	WIDTH W mm	CABLE RANGE DIN mm²
PRF257	Red	3.7	5.7	0.5-1.5
PRF262	Red	3.7	6.2	0.5-1.5
PRF364	Red	4.3	6.4	0.5-1.5
PRF372	Red	4.3	7.2	0.5-1.5
PRF480	Red	5.3	8.0	0.5-1.5
PRF597	Red	6.3	9.7	0.5-1.5
PFB257	Blue	3.7	5.7	1.5-2.5
PFB262	Blue	3.7	6.2	1.5-2.5
PFB366	Blue	4.3	6.6	1.5-2.5
PFB372	Blue	4.3	7.2	1.5-2.5
PFB480	Blue	5.3	8.0	1.5-2.5
PFB510	Blue	6.4	10.7	1.5-2.5
PFG272	Yellow	3.7	7.2	4-6
PFG282	Yellow	3.7	8.2	4-6
PFG372	Yellow	4.3	7.2	4-6
PFG382	Yellow	4.3	8.2	4-6
PFG490	Yellow	5.3	9.0	4-6
PFG512	Yellow	6.4	12.0	4-6

INSULATED PIN TERMINALS
WIRE TERMINALS

Material: copper
Plating: tln
Insulation: PVC
Temp max: 75°C
Colour-coding of insulate:
according to wire section
Easy Entry cable insertion
Degree of flammability: ul 94 v0
Pack: 100 pieces





CODE	COLOUR	DIMENSIONS W mm	DIMENSIONS L mm	CABLE RANGE DIN mm²
PRR112	Red	1.9	12	0.5-1.5
PRB112	Blue	1.9	12	1.5-2.5
PRG214	Yellow	2.7	14	4-6

INSULATED FLAT PIN
WIRE TERMINALS

Material: copper
Plating: tln
Insulation: PVC
Temp max: 75°C
Colour-coding of insulate:
according to wire section
Degree of flammability: ul 94 v0
Pack: 100 pieces





CODE	COLOUR	DIMENSIONS W mm	DIMENSIONS L mm	CABLE RANGE DIN mm²
PPR110	Red	2.3	10.0	0.5-1.5
PPR118	Red	2.2	18.0	0.5-1.5
PPB210	Blue	2.4	10.0	1.5-2.5
PPB218	Blue	2.4	18.0	1.5-2.5
PPG310	Yellow	2.8	10.0	4-6
PPG318	Yellow	2.8	18.0	4-6

PRE-INSULATED FERRULES

Material: copper
Plating: tln
Insulation: Nylon
Temp max: 105°C
Colour-coding of insulate: according to wire section
Flammability: UL 94 V2
Minimum order: - diameter from 0.24 to 4: 500 pieces
- diameter from 6 to 150: 100 pieces

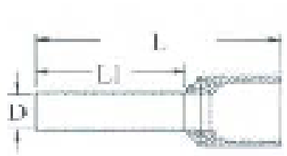



T TYPE CODE	L TYPE CODE	DIMENSIONS TYPE L	L1	D	CABLE RANGE AWG	DIN mm²	INSULATION COLOURS DIN	W	T
PR.25N	PX.25N	10.0	6.0	0.75	#26	0.25	-	LIGHT BLUE	VIOLET
PR.25L	PX.25L	12.0	8.0	0.75	#26	0.25	-	LIGHT BLUE	VIOLET
PR.34N	PX.34N	10.0	6.0	0.8	#24	0.34	-	TURQUOISE	PINK
PR.34L	PX.34L	12.0	8.0	0.8	#24	0.34	-	TURQUOISE	PINK
PR.50P	PX.50P	12.0	6.0	1.0	#22	0.5	WHITE	ORANGE	WHITE
PR.50N	PX.50N	14.0	8.0	1.0	#22	0.5	WHITE	ORANGE	WHITE
PR.50L	PX.50L	16.0	10.0	1.0	#22	0.5	WHITE	ORANGE	WHITE
PR.75P	PX.75P	12.0	6.0	1.2	#20	0,75	GRAY	WHITE	PALE BLUE
PR.75N	PX.75N	14.0	8.0	1.2	#20	0.75	GRAY	WHITE	PALE BLUE
PR.75L	PX.75L	16.0	10.0	1.2	#20	0.75	GRAY	WHITE	PALE BLUE
PR.75X	PX.75X	18.0	12.0	1.2	#20	0.75	GRAY	WHITE	PALE BLUE
PR1.0P	PX1.0P	12.0	6.0	1.4	#18	1	RED	YELLOW	RED
PR1.0N	PX1.0N	14.0	8.0	1.4	#18	1	RED	YELLOW	RED
PR1.0L	PX1.0L	16.0	10.0	1.4	#18	1	RED	YELLOW	RED
PR1.0X	PX1.0X	18.0	12.0	1.4	#18	1	RED	YELLOW	RED
PR1.5N	PX1.5N	14.0	8.0	1.7	#16	1.5	BLACK	RED	BLACK
PR1.5P	PX1.5P	16.0	10.0	1.7	#16	1.5	BLACK	RED	BLACK
PR1.5L	PX1.5L	18.0	12.0	1.7	#16	1.5	BLACK	RED	BLACK
PR1.5X	PX1.5X	24.0	18.0	1.7	#16	1.5	BLACK	RED	BLACK
PR2.5N	PX2.5N	14.0	8.0	2.2	#14	2.5	BLUE	BLUE	GRAY
PR2.5P	PX2.5P	16.0	12.0	2.2	#14	2.5	BLUE	BLUE	GRAY
PR2.5L	PX2.5L	18.0	12.0	2.2	#14	2.5	BLUE	BLUE	GRAY
PR2.5X	PX2.5X	24.0	18.0	2.2	#14	2.5	BLUE	BLUE	GRAY
PR4.0N	PX4.0N	17.0	10.0	2.8	#12	4	GRAY	GRAY	ORANGE
PR4.0L	PX4.0L	20.0	12.0	2.8	#12	4	GRAY	GRAY	ORANGE
PR4.0X	PX4.0X	26.0	18.0	2.8	#12	4	GRAY	GRAY	ORANGE
PR6.0N	PX6.0N	20.0	12.0	3.5	#10	6	YELLOW	BLACK	GREEN
PR6.0L	PX6.0L	26.0	18.0	3.5	#10	6	YELLOW	BLACK	GREEN
PR10.N	PX10.N	22.0	12.0	4.5	#8	10	RED	IVORY	BROWN
PR10.L	PX10.L	28.0	18.0	4.5	#8	10	RED	IVORY	BROWN
PR16.N	PX16.N	24.0	12.0	5.8	#6	16	BLUE	GREEN	IVORY
PR16.L	PX16.L	28.0	18.0	5.8	#6	16	BLUE	GREEN	IVORY
PR25.N	PX25.N	28.0	16.0	7.3	#4	25	YELLOW	BROWN	BLACK
PR25.L	PX25.L	30.0	18.0	7.3	#4	25	YELLOW	BROWN	BLACK
PR25.X	PX25.X	35.0	22.0	7.3	#4	25	YELLOW	BROWN	BLACK
PR35.N	PX35.N	30.0	16.0	8.3	#2	35	RED	BEIGE	RED
PR35.L	PX35.L	32.0	18.0	8.3	#2	35	RED	BEIGE	RED
PR35.X	PX35.X	39.0	25.0	8.3	#2	35	RED	BEIGE	RED
PR50.N	PX50.N	36.0	20.0	10.3	1/0	50	BLUE	OLIVE GREEN	BLUE
PR50.L	PX50.L	40.0	25.0	10.3	1/0	50	BLUE	OLIVE GREEN	BLUE
PR70.N		37.0	21.0	13.5	2/0	70	YELLOW	YELLOW	-
PR95.N		44.0	25.0	14.7	4/0	95	RED	RED	-
PR120N		48.0	27.0	16.7	-	120	BLUE	BLUE	-
PR150N		58.0	32.0	19.5	250 MCM	150	YELLOW	YELLOW	-



CRIMPBOSS TOOL

Crimpboss electric tool for crimping pre-insulated tip terminals from 0.5 to 2.5 mm².
Voltage 220/230 V/50 Hz.
Pressing length 13 mm
Instant crimping.
Magnetic support for applying the tool on panel (upon request).



CRIMPBOSS TOOL

DESCRIPTION	CODE	PACK
Electric seamer pliers for ferrules from 0.5 to 2.5 mm²	CRIMP1	1 piece
Magnetic support for Crimpboss	CRIMP2	1 piece
Click-in blade CRIMP1 0.34 – 1 mm²	CRIMP3	1 piece
Click-in blade CRIMP1 0.50 – 2.5 mm²	CRIMP4	1 piece







THE TRADITIONAL, RELIABLE INSTRUMENT



MANUAL TOOL

Manual tool for sealing ferrules from 0.5 to 2.5 mm.
Allows both lateral and frontal operation, for limited space.
Length: 200 mm
Weight: 380 g

MANUAL TOOL

DESCRIPTION	CODE	PACK
Manual tool for ferrules from 0.5 to 4.6 mm²	CRIMP0	1 piece

Automatic Stripmaster Wire Stripper tool
Special stripmaster tool



AUTOMATIC STRIPMASTER TOOL

Fully automatic, very fast, operates in one movement.
Bares cable, expels the lining, returns to the starting position.
Absolutely does not affect conductors.
Long-lasting and sturdy alloy.
Interchangeable blades.
Length 17 cm
Weight 360 g

STRIPMASTER TOOL

DESCRIPTION	CODE	PACK
Model 45 - 090 3-hole blade from 2.6 – 4 mm Blade: L4419	M45090	1 piece
Model 45 – 091 4-hole blade from 1.8 – 3.6 mm Blade: L4420	M45091	1 piece
Model 45 – 092 6-hole blade from 1 – 2.8 mm Blade: L4421M	M45092	1 piece
Model 45 – 097 6-hole blade from 0.6 – 1.8 mm Blade: L4994	M45097	1 piece
Replacement blades		
Mod. L – 4419 (diam. 2.6 – 4 – AWG 8 – 12)	ML4419	1 piece
Mod. L – 4420 (diam. 1.8 – 3.6 – AWG 10 – 18)	ML4420	1 piece
Mod. L – 4421M (diam. 1 – 2.8 – mm2 0.75 – 6)	ML4421	1 piece
Mod. L – 4994 (diam. 0.6 – 1.8 – AWG 16 – 26)	ML4994	1 piece

SPECIAL STRIPMASTER TOOL

DESCRIPTION	CODE	PACK
For wire insulated with Teflon or other tenacious insulation Mod. 45 – 177M	M45177	1 piece
6-hole blade from 0.60 – 2 mm (blades I-5560) Mod. 45 – 178M	M45178	1 piece
3-hole blade from 0.60 – 0.80 mm (blades I-5561) Mod. 45 – 187M	M45187	1 piece
Blades like 45 – 177, but with a stop for stripping length		
Replacements for Special Stripmaster tool		
Mod. L – 5560 Replacement blade	MI5560	1 piece
Mod. L – 5561 Replacement blade	MI5561	1 piece
Mod. L – 5270 Stripping length limiter	MI5270	1 piece
Mod. L – 5269 Pliers opening limiter	MI5269	1 piece

Universal 'TS' wire stripper
Simple tool



UNIVERSAL TS WIRE STRIPPER

Wire stripper with 90° operating angle Strips rigid and flexible insulated wires with external diam. up to 5 mm.
Strips bi-polar wire.
Light (160 g), easy to handle, length 165 mm.
Cuts and strips wires with diameters from 1 to 5 mm.
Colour: yellow and black.

WIRE STRIPPER

DESCRIPTION	CODE	PACK
Stripper	TS0000	1 piece

SIMPLE TOOL T5-T5M-T7-T7M-T6

Cuts and strips without affecting conductors.
Light: only weighs about 100 g.
Flat, not bulky (only 15 cm long), fits in the pocket.
Robust because made of hardened steel.
Plastic coated handles.



SIMPLE TOOLS

DESCRIPTION			
Model 45 – 120 AWG 10 – 12 – 14- 16 – 18	5-hole blade	M45120	1 piece
Model 45 – 120 M section mm2 0.75, 1, 1.5, 2.5, 4.6	6-hole blade	M4512M	1 piece
Model 45 – 125 AWG 22 – 24 – 26- 28 – 30	6-hole blade	M45125	1 piece
Model 45 – 125 section mm2 0. 5, 0.75, 1, 1.5, 2.5, 4	6-hole blade	M4525M	1 piece
Model 45 – 121 AWG 16 – 18 – 20- 22 – 24 - 26	6-hole blade	M45121	1 piece



IDEAL WIRE STRIPPERS

Accurate, rapid and easy stripping of electric cables. Adjust the depth of the blade. Insert the wire in the guide and turn the tool for a circular cut. Pull the tool along the wire axis. Complete with 1 replacement blade.

IDEAL WIRE STRIPPERS

DESCRIPTION	CODE	PACK
Model 45 – 128 for wires with external diam 8-19 mm without knife	M45128	1 piece
Model 45 – 129 for wires with external diam 19-38 mm without knife	M45129	1 piece
Set of replacement blades	ML7486	2 pieces



IDEAL WIRE CUTTERS

Extremely easy to use.
Easily cuts copper or aluminium cables commonly used in electrical and electronic equipment.
Cuts rigid and braided cables up to diam 12 mm and multiple flat cables. The cut is clean, without crushing the cable.
Flat, minimum bulk (length 15 cm).



IDEAL WIRE CUTTERS

DESCRIPTION	CODE	PACK
Model 45 – 123 for wires	M45123	1 piece

COAXIAL WIRE STRIPPERS

Light, easy to use Strips coaxial cables with precision and speed. A single operation for double stripping. Complete with a series of replacement blades



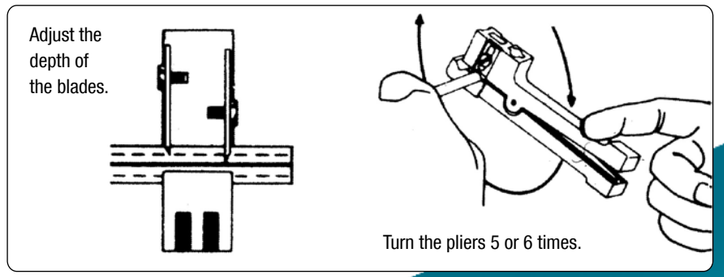

COAXIAL WIRE STRIPPERS

DESCRIPTION	CODE	PACK
Model 45 – 162 for wires with external diam up to 3.2 mm – Blade: L-9225	M45162	1 piece
Model 45 – 163 for wires with external diam 3.2 – 6.4 mm – Blade: L-9225	M45163	1 piece
Model 45 – 164 for wires with external diam 6.4 – 14.2 mm – Blade: L-9226	M45164	1 piece
Replacement blades Number 1 set type L9225	ML9225	1 piece
Number 1 set type L9226	ML9226	1 piece

Stratified Base Paper - Tapes for winding

BAKELITE IN SLABS

Colour: Natural
Thickness from 0.5 – 2.5 mm in format 1,000 x 1,000 mm shear type.
Thickness from 3 – 30 mm and over in format 1,000 x 1,300 mm normal type.
Minimum order: 3 slabs

BAKELITE NATURAL

CODE	DIMENSIONS OF	THICKNESS
BAK010	Dimensions 11 x 1 mm	Thickness 1 mm
BAK020	Dimensions 2 mm	Thickness 2 mm
BAK030	Dimensions 31 x 1.3 mm	Thickness 3 mm
BAK040	Dimensions 41.3 x 3 mm	Thickness 4 mm
BAK050	Dimensions 51 x 1.3 mm	Thickness 5 mm
BAK060	Dimensions 61 x 1.3 mm	Thickness 6 mm
BAK080	Dimensions 81 x 1.3 mm	Thickness 8 mm
BAK100	Dimensions 101 x 1.3 mm	Thickness 10 mm
BAK200	Dimensions 20 mm	Thickness 20 mm

BAKELITE BLACK

On order.
Code: **BKPZKG**









RAW COTTON TAPE WITH RED STRIPE

Tape thickness 0.18 mm
Available heights 10 – 15 – 20 – 25 – 30 – 40 mm.
Packs in 50 metre rolls.



COTTON TAPE - RR

DESCRIPTION	CODE	PACK
Height 10 mm – thickness 0.18 mm	RR1050	50 m rolls
Height 15 mm – thickness 0.18 mm	RR1550	50 m rolls
Height 20 mm – thickness 0.18 mm	RR2050	50 m rolls
Height 25 mm – thickness 0.18 mm	RR2550	50 m rolls
Height 30 mm – thickness 0.18 mm	RR3050	50 m rolls
Height 40 mm – thickness 0.18 mm	RR4050	50 m rolls

GLASS TAPE

Tape thickness: 0.12 mm
Available heights: 15-20 mm.
Packs in 50 metre rolls.

GLASS TAPE

DESCRIPTION	CODE	PACK
Height 15 mm – thickness 0.12 mm	NV1550	50 m rolls
Height 20 mm – thickness 0.12 mm	NV2050	50 m rolls

Stratified Cloth Base Paper - T.G. Tape – Engine Mounts

"TG" ADHESIVE RAW CLOTH TAPE

Soft, resistant, high initial adhesion cloth tape.
Type of support: viscose cloth.
Adhesive mass: natural rubber.
Total thickness (my): 300.
Adhesion: (N/25 mm): 8.7.
Tensile strength (N/25 mm): 280
Resistance to temperature: 70°C.
Colours: white, black.
Available heights: 15 and 19 mm.
Packs in 50 metre rolls.
Other quantities, heights and colours upon request.

RAW CLOTH TAPE - TG

DESCRIPTION	CODE	PACK
Height 15 mm – thickness 0.27 mm - White	TG155B	50 m rolls
Height 15 mm – thickness 0.27 mm - Black	TG155N	50 m rolls
Height 19 mm – thickness 0.27 mm - White	TG195B	50 m rolls
Height 19 mm – thickness 0.27 mm - Black	TG195N	50 m rolls



ENGINE MOUNTS

Printed engine mounts in thermosetting and high power dielectric material.
Variable fastening wheelbase.
Complete with pins, nuts, washers and brass plates.

ENGINE MOUNTS

DESCRIPTION	CODE	PACK	V	A
Dimensions 40 x 25 mm – M4	BF4025	1 piece	600	16
Dimensions 50 x 32 mm – M4	BF5032	1 piece	600	16
Dimensions 56 x 36 mm – M5	BF5636	1 piece	600	25
Dimensions 70 x 45 mm – M6	BF7045	1 piece	600	63
Dimensions 82 x 52 mm – M6	BF8252	1 piece	600	63
Dimensions 95 x 60 mm – M8	BF9560	1 piece	600	100
Dimensions 115 x 70 mm – M8	BF1175	1 piece	600	100

SELECTION TABLE
ACS TAGS/TERMINAL BLOCKS

SELECTION TABLE
ACS TAGS/TERMINAL BLOCKS

PITCH



SINGLE



ALLEN BRADLEY	SA4811 PITCH	SA4812 PITCH	SA4810 PITCH	SA4800 PITCH	SA4330 SINGLE	SA5443 PITCH	SA4335 SINGLE
LCIE 02 ATEX 0039U	X	X					
LCIE 07 AtEX 0010U			X	X			
1492 K2	X	X					
1492 K3			X	X			
1492 L3						X	X
1492 LXXX	X	X					
1492 M 5X12		X					
1492 SM 5X9	X						
1492 SM 6X10							
1492 SM 6X12							
1492 SM 6X9			X		X		
1492-3					X		
1492-L35					X		
1492-L6					X		

CONTA CLIP	SA1034 PITCH	SA5465 PITCH	SA4390 SINGLE	SA4441 PITCH	SA4440 SINGLE	SA4330 SINGLE	SA5343 PITCH
PK2.5-4-35						X	X
PK-TS 15/35	X		X		X		
ZRKG		X					
ZSLG		X					
ZSLN			X	X	X		
ZSRK		X	X	X	X		
ZVMAX			X	X	X		

FESTO	SA1042
IBS9X20	X

CABUR	CAB510 SINGLE	SA4295 SINGLE	SA1034 PITCH	SA4330 SINGLE
AFO	X			
CBC	X			
CBD	X			
CBD 4	X			
CDA		X		
CVF	X			
DAS	X			
DBC	X			
DSFA	X			
DSS	X			
DSS	X			
EDM		X		
FCP	X			
FFS	X			
FLD		X		
FPC	X			
FPL	X			
FVS	X			
HDM.1				X
HMD-HD400GN		X		
HMM.1			X	
MAC	X			
MPFA	X			
MPS	X			
NCS	X			
SCB	X			
SCX		X		
SFC		X		
SV		X		
TC/DIN		X		
TC/P0	X			
TDE	X			
TE0	X			
TLD	X			
TLE	X			
TLS	X			
VLM		X		

CONNECTWELL	SA4295	SA4330	SA4340	SA5443	SA4335	SA5465	SA2620	SA4460	SA4441	SA2630
ADL2.5…	X									
CTS2.5UN	X									
CTS4UN	X						X			
CTS6U	X						X	X		X
CTS10U	X						X	X		X
CTS16U	X						X	X		X
CTS25U	X						X	X		X
CTS35U	X						X	X		X
CTS50U		X	X	X	X	X			X	
CTS95U		X	X	X	X	X			X	
CSCG2.5T	X									
CSCG4T	X									
CSCG6T	X							X		
CSCG10T	X							X		
CSCG16T	X							X		
CSCG35T	X							X		
CSFL4…	X					X		X		
CSC2.5T	X									
CSC4T	X									
CSC6T	X							X		
CSC10T	X							X		
CSC16T	X							X		
CA202	X						X			X
CA702	X						X			X
CA802	X						X			X
CGT4N	X									
CGT6N	X						X	X		X
CGT4U	X						X			
CGT10U	X						X			X
CGT35U	X						X			X

MURRELEKTRONIK	SA10X5 SINGLE	SA4260 SINGLE	SA4300 PITCH	SA2610 PITCH	SA2615 PITCH	SA2620 PITCH	SA2625 PITCH	SA2630 PITCH	SA4470 PITCH
KET 5/10-5				X					
KET SNK 5/12-5					X				
KET 6/10-6						X			
KET SNK 6/12-6							X		
KET 8/10-8								X	
KET SNK 8/12-5									X
KM 4 (90931)									
KM 5 (90900)	X	X							
ME TERMINAL BLOCK 44212			X						

ENTRELEC	SA4811 PITCH	SA4810 PITCH	SA2620 PITCH	SA2630 PITCH	SA5465 PITCH	SA4294 SINGLE	SA1232 PITCH	SA4290 PITCH	SA1234 PITCH	SA4300 PITCH	SA4350 SINGLE	SA4460 PITCH	SA1236 PITCH	SA4360 SINGLE	SA1042 SINGLE	SA4310 SINGLE	SA4320 SINGLE	SA4370 SINGLE	SA4380 SINGLE	SA20X7 SINGLE	SA4363 PITCH	SA4361 PITCH	SA4813 SINGLE	SA2610 PITCH	SA2615 PITCH	SA2620 PITCH	SA2625 PITCH	SA2630 PITCH	SA4470 PITCH
D 2.5/6.D																							X						
D 2.5/6.DPA1 (REF. 0115 643.27)																						X							
D1.5 /5											X	X		X															
D2.2.5/6.DA (RC65)								X		X																			
D2.5/6.D							X	X	X																				
D2.5-5 2L								X																					
D2.5-5 2L													X																
D2.5-5 2L2L																													
D2.5-5P.4L																X	X				X								
D4/6 LNTP		X																											
D4-6 2L	X																												
D4-6P.2L		X																											
D6/8				X																									
D6-8 2L			X															X	X		X								
D6-8P.2L			X															X	X		X								
DR 4/6																					X								
ENK-BADL																						X							
M 10/10..			X																										
M 16/12..			X																										
M 35/16..			X																										
M 4/6..			X		X						X	X																	
M 4/8			X																										
M 6/8..				X																									
MA 2.5/5 (RC510)															X														
MA 2.5/5D2 (RC510)						X																							
RC 510 (5X10 MM)																													
RC 55 (5X5 MM)																					X								
RC 610 (6X10 MM)			X																										
RC 65 (6X5 MM)																					X								
TIME RELAY MADE BY ENTRELEC/SCHIELE																				X									
5X10-5																								X					
5X12-5																									X				
6X10-6																										X			
6X12-6																											X		
8X10-8																												X	
8X12-5																													X

BRADY MT WHEN PERFORMANCE MATTERS MOST™

SELECTION TABLE
ACS TAGS/TERMINAL BLOCKS

PHOENIX	SA4294 SINGLE	SA1126 PITCH	SA1232 PITCH	SA4290 PITCH	SA1234 PITCH	SA4300 PITCH	SA1228 PITCH	SA4350 SINGLE	SA4460 PITCH	SA4360 SINGLE	SA1042 SINGLE	SA4265 SINGLE	SA1054 SINGLE	SA4295 SINGLE
ASI IO SL DI 4/4				X										
ASI IO SL DIO 4/2/2				X										
ASI IO SL DIO 8/4/4				X										
ASI IO SL DO 4/4				X										
DFK 4								X	X	X				
DFK 4 - PE								X	X	X				
DFK 4 - SI								X		X				
DFK...								X		X				
DIK 1.5								X	X	X				
DIK 1.5 - LA (RD)								X	X	X				
DIKD 1.5								X	X	X				
DIKD 1.5 - LA								X	X	X				
DIKD 1.5 - PV								X	X	X				
DLK 2.5 - PE								X	X	X				
DLKB 2.5 PE								X	X	X				
DOK 1.5 - 2D								X	X	X				
DOK 1.5 LA								X	X	X				
DOKD 1.5 - TG								X	X	X				
E - UK								X		X				
GBS 5-UK/B				X										
GTF 76/230								X		X				
IB L2 BOX												X		
IBIL....DIVERSE								X						
INTERBUS MIR BOX SAB 24											X			
K4 – SP								X	X	X				
MBK 3/ E								X		X				
MBK 3/ E - Z				X		X								
MBK 3/ E - Z -PE				X		X								
MBKKB 2.5				X		X								
MBKKB 2.5 - DIO				X		X								
MBKKB 2.5 - PV				X		X								
MBKKB 2.5 + V				X		X								
MBT 2.5								X	X	X				
MBT 2.5 PE								X		X				
MSLKG 6								X		X				
MT 1.5	X													
MT 1.5 PE	X													
MT 1.5 QUATTRO	X													
MT 1.5 QUATTRO -PE	X													
MT 1.5 TWIN	X													
MT 1.5 TWIN –PE	X													
MTK - LOE				X		X								
MTK - P/P				X		X								
MTK - TP				X		X								
MTKD...								X		X				
MTTB 1.5	X													
MZB 1.5			X											
MZDB 1.5			X											
MZFK 1.5			X											
MZFKK 1.5			X											
MZFKKB 1.5			X											
OTTA 2.5								X		X				
OTTA 2.5 PE								X		X				
OTTA 25								X		X				
OTTA 6								X		X				
OTTA 6 – PE								X		X				
OTTA 6 – T								X		X				
PIK 4 -L								X						
PIK 4 -L / L								X						
PIK 4 -L / LB								X						
PIK 4 -PE / L / L								X						
PIK 4 -PE / L / N								X						
PIK 4 -PE / L / NT								X						
PIK 4 -PE / L / NTB								X						
PIK 6 -L / L								X		X				
PIK 6 -PE / L / L								X		X				
PIK 6 -PE / L / N								X		X				
PLC RSC								X		X				
QT 1.5							X		X					
QT 1.5 TWIN				X										
QT 1.5-PE							X		X					
RTK								X		X				
SACB-..../.....													X	
SACB-..../.....M8														X
SLKK 5								X	X	X				
SLKK 5 - LA								X	X	X				
SPB 2.5			X		X									
SSK 0525 KER-EX								X		X				
SSK 110 KER-EX								X		X				
SSK 116 KER-EX								X		X				
ST 1.5	X													
ST 10							X							
ST 16							X							
ST 2.5			X	X										
ST 2.5 TWIN			X											
ST 2.5-PE			X	X										
ST 35							X							
ST 4							X	X						
ST 4 TWIN								X						
ST 6			X				X							
STL 2.5-PE/L/LB			X											
STS25/25PE/QUATTRO MT/TG							X							
STS 4 / 4 PE / QUATTRO								X	X					
STTB 1.5			X											
STTB 2.5			X											
STTB 4							X							
STTBU 4							X							

SELECTION TABLE
ACS TAGS/TERMINAL BLOCKS

PHOENIX	SA4294 SINGLE	SA1126 PITCH	SA1232 PITCH	SA4290 PITCH	SA1234 PITCH	SA4300 PITCH	SA1228 PITCH	SA4350 SINGLE	SA4460 PITCH	SA4360 SINGLE	SA1042 SINGLE	SA4265 SINGLE	SA1054 SINGLE	SA4295 SINGLE
TML...								X		X				
UDK 3				X		X								
UDK 3 - PE				X		X								
UDK 4								X		X				
UDK 4 – ILA								X		X				
UDK 4 – ULA								X		X				
UDK 4 MTK - P / P								X		X				
UDMTK 5 - P / P								X		X				
UDMTK 5 - TWIN - P / P								X		X				
UDT 4 TG								X		X				
UHSK / S 2000								X		X				
UHV 150								X		X				
UHV 240								X		X				
UHV 25								X		X				
UHV 50								X		X				
UHV 95								X		X				
UIK 16								X		X				
UIK 16 - PE / N								X		X				
UIK 35 - PE / N								X		X				
UIKN 35								X		X				
UISLKG 16								X		X				
UISLKG 35								X		X				
UK 1.5 N	X	X												
UK 10								X		X				
UK 10 – DREHSI								X		X				
UK 10 – EX								X		X				
UK 10 - N-PE / N								X		X				
UK 10 – PLUS								X		X				
UK 10 - PLUS – PE								X		X				
UK 10 - TWIN								X		X				
UK 10 - TWIN - PE								X		X				
UK 10 N								X		X				
UK 10 RETURN								X		X				
UK 10 RETURN - PE								X		X				
UK 10.3 – HESI								X		X				
UK 16								X		X				
UK 16 - EX								X		X				
UK 16 - PE / N								X		X				
UK 16 N								X		X				
UK 16 N – EX								X		X				
UK 16 N - PE / N								X		X				
UK 2.5				X		X								
UK 2.5 B								X	X	X				
UK 2.5 LOER								X	X	X				
UK 2.5 N				X		X								X
UK 3				X		X								
UK 3 – EX				X		X								
UK 3 – RETURN				X		X								
UK 3 - RETURN – PE				X		X								
UK 3 – TWIN				X		X								
UK 3 - TWIN – PE				X		X								
UK 3 N				X		X								
UK 35								X		X				
UK 35 - EX								X		X				
UK 35 - PE / N								X		X				
UK 4								X	X	X				
UK 4 – TG								X	X	X				
UK 4 - TG LOER - P/P								X	X	X				
UK 4 FS/FS								X	X	X				
UK 4 FSR								X	X	X				
UK 4 LOER								X	X	X				
UK 4 TP								X	X	X				
UK 4 TP / TP								X	X	X				
UK 5								X	X	X				
UK 5 – HESI								X		X				
UK 5 - MTK - P/P								X	X	X				
UK 5 - R - L								X	X	X				
UK 5 - TWIN				X		X								
UK 5 – TWIN								X	X	X				
UK 5 - TWIN - EX				X										
UK 5 - TWIN – PE								X	X	X				
UK 5 / R – DRAHT								X		X				
UK 5 N								X	X	X				
UK 5 RETURN								X	X	X				
UK 5 RETURN – PE								X	X	X				
UK 6								X		X				
UK 6 N								X		X				
UK 6.3 HESI								X		X				
UK FRONT 4								X	X	X				
UK FRONT 4 - PE								X	X	X				
UK SI								X		X				
UKB 4 FS...								X						
UKD 4 PE								X	X	X				
UKH 150								X		X				
UKH 240								X		X				
UKH 25								X		X				
UKH 50								X		X				
UKH 50 - PE/N								X		X				
UKH 95								X		X				
UKH 95 - PE/N								X		X				
UKK 3				X		X								
UKK 4 - FS								X		X				
UKK 4 FS / FS								X		X				
UKK 5								X	X	X				
UKK 5 – 2 – DIO								X	X	X				
UKK 5 – DIO								X	X	X				
UKK 5 – LA								X	X	X				

BRADY MT
WHEN PERFORMANCE MATTERS MOST™

SELECTION TABLE
ACS TAGS/TERMINAL BLOCKS

PHOENIX	SA4294 SINGLE	SA1126 PITCH	SA1232 PITCH	SA4290 PITCH	SA1234 PITCH	SA4300 PITCH	SA1228 PITCH	SA4350 SINGLE	SA4460 PITCH	SA4360 SINGLE	SA1042 SINGLE	SA4265 SINGLE	SA1054 SINGLE	SA4295 SINGLE
UKK 5 – TG								X	X	X				
UKKB 10								X		X				
UKKB 10/2.5								X		X				
UKKB 10/2.5 – PE								X		X				
UKKB 3				X		X								
UKKB 5								X	X	X				
UKN 10 (N)								X		X				
UKN 16								X		X				
UKN 16N								X		X				
UKN 2.5								X	X	X				
UKN 35								X		X				
UKN 4								X	X	X				
UKN 5								X	X	X				
UKSN								X	X	X				
URK - ND								X		X				
URK – ND 2								X		X				
URKN								X		X				
URKN – A								X		X				
URKN/S								X	X	X				
URTK/S								X		X				
URTK/S-BEN								X		X				
URTK/SS								X	X	X				
URTK-BEN								X		X				
URTKD/SP								X		X				
USED 16								X		X				
USED 27								X		X				
USEN 14								X		X				
USEN 18								X		X				
USK 4 FSR...								X	X	X				
USK/SGSK								X		X				
USLKG 10 (N)								X		X				
USLKG 16								X		X				
USLKG 16 N								X		X				
USLKG 2.5								X	X	X				
USLKG 2.5-N				X		X								
USLKG 3				X		X								
USLKG 35								X		X				
USLKG 4								X	X	X				
USLKG 5								X	X	X				
USLKG 50								X		X				
USLKG 95								X		X				
UT 2.5														X
UT 4								X		X				
UT 4 BU								X		X				
UT 4 YE								X		X				
UT 4-MTD BU								X		X				
UT 4-MTD-PE								X		X				
UTK 35								X		X				
UXKK 4								X	X	X				
VBSN 4 FS								X						
VBST 4 FS/FS								X						
VIOK 1.5								X	X					
VIOK 1.5-2ID								X	X					
VIOK 1.5-3D/PE								X	X					
VIOK 1.5-D/TG/D/PE							X	X	X					
VIOK 1.5-LA								X	X					
ZDIK 1.5			X											
ZDMTK 2.5							X							
ZFDK 2.5				X										
ZFDK –PE				X										
ZFK 1.5	X	X												
ZFK 16								X						
ZFK 2.5-PE				X										
ZFK 2.5-PE/L/N								X						
ZFK 2.5-TWIN				X										
ZFK 2.5-TWIN – PE				X										
ZFK 4								X						
ZFK 4-PE								X						
ZFK 4-TG								X						
ZFK 6								X						
ZFK L 4								X						
ZFKK 2.5(-MT)				X										
ZFKN 4								X						
ZVIOK 1.5			X		X									
ZVIOK 1.5/1.5 LA			X		X									
ZVIOK 1.5-2D			X		X									
ZVIOK 1.5-D/TG/D/PE			X		X									
ZVIOK 1.5-LA			X		X									
ZVKK 4 FS			X					X		X				

SELECTION TABLE
ACS TAGS/TERMINAL BLOCKS

SIEMENS	SA4350 SINGLE	SA4360 SINGLE	SA4950 SINGLE	SA4960 SINGLE	SA4961 PITCH	SA11X4 SINGLE	SA4260 SINGLE	SA1236 PITCH	SA1248 PITCH
3TF-2242							X		
3TX7 004-1LB0						X			
3TX7 004-1LB0						X			
3TX7 004-1LF00						X			
3TX7 004-1LF00						X			
8WA1	X								
8WA1 011-0DF21					X				
8WA1 011-0DG21			X	X					
8WA1 011-1BF23					X				
8WA1 011-1BF23					X				
8WA1 011-1DF11					X				
8WA1 011-1DF11					X				
8WA1 011-1DG11			X	X					
8WA1 011-1DG11				X					
8WA1 011-3DF21					X				
8WA1 011-3DF21					X				
8WA1 011-3DG21			X	X					
8WA1 011-3DG21			X	X					
8WA1 011-0DF21					X				
8WA1 011-0DG21			X	X					
8WA1 221			X	X					
8WA1 221			X	X					
8WA1 741-2X			X	X					
8WA1 741-2X			X	X					
8WA1.../8WA2...			X						
8WA1.../8WA2...			X						
8WA1808							X		
8WA2					X				
8WA2 011-1DF20			X	X					
8WA2 011-1DF20			X	X					
8WH2040								X	
OTTA 2.5	X	X							X

WAGO	SA5465	SA4330	SA4390 SINGLE	SA4294 SINGLE	SA4290 PITCH	SA4350 SINGLE	SA4700 PITCH	SA1430 PITCH	SA4363 PITCH	SA4361 PITCH	SA4362 SINGLE	SA5465 PITCH
2002-1201 TOP-JOB									X			
2002-1401 TOP-JOB									X			
2004-1201 TOP-JOB									X			
249-117									X			
264-321									X			
264-324									X			
264-351									X			
264-711								X				
270-570								X				
279-104				X								
279-105				X								
279-106				X								
279-107				X								
279-108				X								
279-109				X								
279-110				X								
279-111				X								
279-112				X								
279-113				X								
279-114				X								
279-115				X								
279-116				X								
279-117				X								
279-118				X								
279-119				X								
279-120				X								
279-121				X								
279-122				X								
279-123				X								
279-124				X								
279-125				X								
279-126				X								
279-127				X								
279-128				X								
279-129				X								
279-130				X								
279-131				X								
279-132				X								
280-520										X		
280-560					X					X		
280-601					X					X		
280-607					X					X		
280-612					X					X		
280-622					X					X		
280-626					X					X		
280-641					X					X		
280-646					X					X		
280-649					X					X		
280-650					X					X		
280-651					X					X		
280-653					X					X		
280-654					X					X		
280-656					X					X		
280-671					X					X		
280-672					X					X		
280-676					X					X		
280-681					X					X		
280-683					X					X		
280-684					X					X		
280-685					X					X		
280-687					X					X		
280-695					X					X		
280-830					X					X		
280-831					X					X		

BRADY MT WHEN PERFORMANCE MATTERS MOST™

SELECTION TABLE
ACS TAGS/TERMINAL BLOCKS

WAGO	SA5465	SA4330	SA4390 SINGLE	SA4294 SINGLE	SA4290 PITCH	SA4350 SINGLE	SA4700 PITCH	SA1430 PITCH	SA4363 PITCH	SA4361 PITCH	SA4362 SINGLE	SA5465 PITCH
280-832					X					X		
280-833					X					X		
280-834					X					X		
280-835					X					X		
280-836					X					X		
280-837					X					X		
280-869					X					X		
280-870					X					X		
280-870										X		
280-871					X					X		
280-874					X					X		
280-875					X					X		
280-876					X					X		
280-878					X					X		
280-880					X					X		
280-881					X					X		
280-882					X					X		
280-883					X					X		
280-884					X					X		
280-885					X					X		
280-901					X					X		
280-902					X					X		
280-903					X					X		
280-904					X					X		
280-905					X					X		
280-906					X					X		
280-907					X					X		
280-912					X					X		
280-946					X					X		
281-601						X						
281-604						X						
281-607						X						
281-631						X						
281-652						X						
281-653						X						
281-654						X						
281-657						X						
281-659						X						
281-660						X						
281-663						X						
281-664						X						
281-666						X						
281-668						X						
281-678						X						
281-679						X						
281-681						X						
281-683						X						
281-684						X						
281-685						X						
281-686						X						
281-687						X						
281-901						X						
281-901						X						
281-902						X						
281-903						X						
281-904						X						
281-905						X						
281-906						X						
281-907						X						
281-912						X						
282-601						X						
282-604						X						
282-607						X						
282-681						X						
282-682						X						
282-684						X						
282-687						X						
282-901						X						
282-902						X						
282-904						X						
282-907						X						
283-602						X						
283-604						X						
283-607						X						
283-609						X						
283-671						X						
283-672						X						
283-674						X						
283-677						X						
283-901						X						
283-902						X						
283-904						X						
283-907						X						
284-601						X						
284-604						X						
284-607						X						
284-681						X						
284-682						X						
284-684						X						
284-687						X						
284-901						X						
284-902						X						
284-904						X						
284-907						X						
285-195										X		
285-601						X						
285-605						X						
290-681										X		
750-XXX	X	X	X						X	X	X	

SELECTION TABLE
ACS TAGS/TERMINAL BLOCKS

WAGO	SA5465	SA4330	SA4390 SINGLE	SA4294 SINGLE	SA4290 PITCH	SA4350 SINGLE	SA4700 PITCH	SA1430 PITCH	SA4363 PITCH	SA4361 PITCH	SA4362 SINGLE	SA5465 PITCH
769-237									X			
775-641							X			X		
775-642										X		
777-641							X	X		X		
780-601							X			X		
781-601							X	X		X		
782-601							X	X		X		
782-604							X	X		X		
782-607							X	X		X		
783-601							X	X		X		
783-604							X	X		X		
783-607							X	X		X		
784-601							X	X		X		
785-601							X	X				
870-501		X								X		
870-501												X
870-507		X										
870-531									X			
870-538									X			
870-551		X										
870-551												X
870-567										X		
870-831										X		
870-901										X		
880-901		X										
X-COM SYSTEM BASE TERMINAL BLOCK									X			

WEIDMULLER	SA1034 PITCH	SA5465 PITCH	SA4330 SINGLE	SA4335 SINGLE	SA5443 PITCH	SA4340 SINGLE	SA5444 PITCH	SA4370 SINGLE	SA4441 PITCH	SA4380 SINGLE	SA4260 SINGLE	SA4330 SINGLE
AKZ 4../AKB 4 ...								X	X	X		
BZT ZVL 1.5			X			X						
DLA 2.5								X	X	X	X	
DLD 2.5								X	X	X	X	
DLI 2.5								X	X	X	X	
EK 10								X		X	X	
EK 16								X		X	X	
EK 2.5								X	X	X	X	
EK 35								X		X	X	
EK 6								X		X	X	
EW 15/2 NO ADAPTATION												
EW15			X			X						
EW35								X		X	X	
EWK1								X		X	X	
EWK2								X		X	X	
IAK 1.5N 3L			X			X						X
IDK 1.5			X									
IDK 1.5N			X			X						
IDK 1.5N/V			X			X						
IDU 1.5N			X			X						
IDU 2.5N								X				X
IEK 1.5N			X									
IIK 1.5N			X									
IPE 1.5N			X									
IPE 2.5N								X				
ITR 1.5N			X									
MAK 2.5								X	X	X		
MAK 2.5/VLI 1.5								X	X	X		
NT 10								X		X		
NT 16								X		X		
NT 4								X	X	X		
NT 6								X		X		
PDU 2.5/4				X								
SAI-4-N 170592											X	
SAI-M16/M23 IN SAI-M8								X				
SAK 10 (PA)								X		X		
SAK 16								X		X		
SAK 2.5								X	X	X		
SAK 35								X		X		
SAK 4								X		X		
SAK 6								X		X		
SAK 70								X		X		
SAK 95								X		X		
SAKA 10								X		X		
SAKB 10								X		X		
SAKC 10								X		X		
SAKC 4								X		X		
SAKD 2.5 N		X	X		X	X	X					
SAKG 28								X		X		
SAKG 32								X		X		
SAKG 40								X		X		
SAKG 46								X		X		
SAKG 54								X		X		
SAKG 70								X		X		
SAKR								X		X		
SAKRD								X		X		
SAKS 1								X		X		
SAKS 2								X		X		
SAKS 3								X		X		
SAKS 4								X		X		
SAKS 5 A								X		X		
SAKT 1								X		X		
SAKT 2								X		X		
SAKT 4								X	X	X		
SAL-8-N											X	
SS 10								X		X		

SELECTION TABLE
ACS TAGS/TERMINAL BLOCKS

WEIDMULLER	SA1034 PITCH	SA5465 PITCH	SA4330 SINGLE	SA4335 SINGLE	SA5443 PITCH	SA4340 SINGLE	SA5444 PITCH	SA4370 SINGLE	SA4441 PITCH	SA4380 SINGLE	SA4260 SINGLE	SA4330 SINGLE
SS 12								X		X		
SS 6								X		X		
SS 8								X		X		
TOP 2.5								X		X		
TOP 4								X	X	X		
VDK 2.5 BLA R5.08		X	X		X	X	X					
VLI 2.5								X	X	X		
WDK 1.5/3.5	X											
WDK 2.5		X	X	X	X	X	X					
WDK 2.5 800V								X	X	X		
WDK 2.5 BLZ R5.08		X	X		X	X	X					
WDK 2.5N		X	X		X	X	X					
WDK 4N								X	X	X		
WDL 2.5 -		X	X		X	X	X					
WDL 2.5/S		X	X		X	X	X					
WDT 1.5								X		X		
WDTR 2.5								X				
WDU 1.5		X	X		X	X	X					
WDU 1.5 BLA		X	X		X	X	X					
WDU 1.5 LD/BLA		X	X		X	X	X					
WDU 1.5/BLZ 5.08		X	X		X	X	X					
WDU 1.5/BLZ R7.62		X	X		X	X	X					
WDU 1.5/BLZ/LD/5.08		X			X	X						
WDU 1.5/R 3.5	X											
WDU 1.5/R/BLA		X	X		X	X	X					
WDU 1.5ZZ		X	X		X	X	X					
WDU 10								X		X		
WDU 10SL								X		X		
WDU 120/150								X		X		
WDU 16								X		X		
WDU 2 5 N		X	X		X	X	X					
WDU 2.5		X	X	X	X	X	X					
WDU 2.5 F		X	X		X	X	X					
WDU 2.5 FF		X	X		X	X	X					
WDU 2.5 TC		X	X		X	X	X					
WDU 2.5/1.5/ZZ		X	X		X	X	X					
WDU 240			X									
WDU 35 N								X		X		
WDU 4								X	X	X		
WDU 4N								X	X	X		
WDU 6								X		X		
WDU 70/95								X		X		
WDU 95N			X									
WFF 120								X		X		
WFF 185								X		X		
WFF 300								X		X		
WFF 35								X		X		
WFF 70								X		X		
WIN BLOCK		X	X		X	X	X					
WNT 10								X		X		
WNT 2.5		X	X		X	X	X					
WNT 4		X	X		X	X	X					
WNT 6								X		X		
WPE 1.5		X	X		X	X	X					
WPE 1.5/ZZ		X	X		X	X	X					
WPE 10								X		X		
WPE 16								X		X		
WPE 2.5		X	X		X	X	X					
WPE 2.5/1.5/ZR		X	X		X	X	X					
WPE 35								X		X		
WPE 4								X	X	X		
WPE 6								X		X		
WSI 6								X		X		
WSI 6/2								X		X		
WTL 6/1								X		X		
WTL 6/2								X		X		
WTR 2.5		X	X		X	X	X					X
ZBLD 2.5/1.5				X								
ZBV 1.5PE				X								
ZDIJ 2.5/2X2AN (/E) BL				X								
ZDK 1.5	X											
ZDK 2.5/1.5				X								
ZDK 2.5/1.5 DU-PE				X								
ZDK 2.5/1.5 N-PE				X								
ZDK 2.5/1.5 V/E				X								
ZDK 2.5/1.5/E				X								
ZDK 2.5/1.5/E BL				X								
ZDK 2.5/1.5/LD/1				X								
ZDK 2.5/1.5/LD/2				X								
ZDK 2.5/1.5/N-PE/E				X								
ZDK 2.5/1.5D1…6				X								
ZDK 2.5/1.5N-DU				X								
ZDK 2.5/1.5N-DU/E				X								
ZDK 2.5/1.5N-DU/PE/E				X								
ZDK 2.5/1.5PE				X								
ZDK 2.5/1.5V				X								
ZDK 2.5DU-PE												X
ZDKB				X								
ZDKS				X								
ZDLD 2.5 / 1.5 V				X								
ZDLD 2.5/1.5				X								
ZDU 1.5	X											
ZDU 10 NT				X								
ZDU 16 16/3AN			X									
ZDU 2.5				X		X						
ZDU 2.5 (/E)				X								
ZDU 2.5 (/E) BL				X								
ZDU 2.5 2.5/10		X	X	X	X	X	X					
ZDU 2.5/2X2AN				X								
ZDU 2.5/2X2AN/10				X								

SELECTION TABLE
ACS TAGS/TERMINAL BLOCKS

WEIDMULLER	SA1034 PITCH	SA5465 PITCH	SA4330 SINGLE	SA4335 SINGLE	SA5443 PITCH	SA4340 SINGLE	SA5444 PITCH	SA4370 SINGLE	SA4441 PITCH	SA4380 SINGLE	SA4260 SINGLE	SA4330 SINGLE
ZDU 2.5/2X2AN/D				X								
ZDU 2.5/2X2AN/E				X								
ZDU 2.5/2X2AN/LD				X								
ZDU 2.5/3AN		X	X	X	X	X	X					
ZDU 2.5/3AN (/E) BL				X								
ZDU 2.5/3AN/10				X								
ZDU 2.5/3AN/E				X								
ZDU 2.5/4AN		X	X	X	X	X	X					
ZDU 2.5/4AN (/E) BL				X								
ZDU 2.5/4AN/10				X								
ZDU 2.5-2		X	X		X							
ZDU 2.5-2/3				X								
ZDU 2.5-2/3AN (/E) BL				X								
ZDU 2.5-2/4/N (/E)				X								
ZDU 2.5-2/4AN (/E) BL				X								
ZDU 35			X									
ZDU 4								X	X			
ZDU 6								X				
ZDUA 2.5-2 (/E)				X								
ZDUA 2.5-2 (/E) BL				X								
ZDUB 2.5 / 2-2/4AN				X								
ZDUB 2.5 / 2AN				X								
ZDUB 2.5-2/2AN				X								
ZIA 1 .5/....		X	X	X	X	X	X					
ZK3S				X								
ZKB				X								
ZKS				X								
ZMAK 2.5				X								
ZPE 2.5				X								
ZPE 2.5/3AN				X								
ZPE 2.5/3AN/E				X								
ZPE 2.5/4AN		X	X	X	X	X	X					
ZPE 2.5/4AN				X								
ZPE 2.5/4AN/E				X								
ZPE 2.5/E				X								
ZPE 2.5-2 (/E)				X								
ZPE 2.5-2/3AN		X	X	X	X	X	X					
ZPE 2.5-2/3AN/E				X								
ZPE 2.5-2/4AN				X								
ZPE 35				X								
ZPEA -2/E				X								
ZRV 1.5				X								
ZSI 2.5				X								
ZSI 2.5/2				X								
ZSLD 2.5/1.5				X								
ZTR 2.5		X	X	X	X	X	X					
ZTR 2.5 D		X	X	X	X	X	X					
ZTR 2.5/3AN				X								
ZVL 1.5 ….		X	X	X	X	X	X					

WIELAND	SA4700 PITCH	SA4310 SINGLE	SA4480 PITCH
9700 A S35		X	
97050 AI	X		
WK 2.5/ U		X	
WK 4/ U			X
WK 6/ U			
WK 8/ U			
WK 10/ U			
WK 25/ U			
WK 35/ U			
WKF 2.5/3.5	X		

WOERtZ	SA4811 PITCH	SA4810 PITCH	SA4800 PITCH	SA4363 PITCH
2711				X
30150BL	X			
30150E	X			
30150GR	X			
30400				
30401				
30402				
30403				
30404				
30405				
30430		X		
30431		X		
30432		X		
30433		X		
30434		X		
3054 / 4 V				
3054 / 6 V				
3054 / 10 V				
30800			X	
30840			X	
30841			X	
30842			X	
30843			X	
30844			X	
30860	X			
30880	X			
30890		X		
30891		X		
3410		X		
3430		X		
3450BL		X		
3450GR		X		

BRADY MT WHEN PERFORMANCE MATTERS MOST™

CODE	DESCRIPTION	PAGE
011176	PTL-8-439-GN	65
011177	PTL-8-439-GL	65
011178	PTL-42-439-GN	65
011179	PTL-42-439-BL	65
011179	PTL-42-439-BL	65
011180	PTL-43-439-GN	65
011181	PTL-43-439-BL	65
011187	PTL-8-439-BK	65
011188	PTL-42-439-BK	65
011189	PTL-43-439-BK	65
013915	R-6007	69
018332	PTL-8-430	61
018346	PTL-11-427	55
018347	PTL-12-109	62
018363	PTL-17-423	64
018372	PTL-19-423	64
018375	PTL-20-423	64
018380	PTL-21-427	55
018389	PTL-23-427	55
018415	PTL-29-427	55
018428	PTL-31-427	55
018436	PTL-34-427	55
018443	PTL-37-423	64
018448	PTL-38-423	64
018456	PSPT-094-1W	57
018457	PSPT-125-1W	57
018458	PSPT-187-1W	57
018459	PSPT-250-1W	57
018460	PSPT-375-1W	57
018461	PSPT-500-1W	57
018462	PSPT-1000-1W	57
018463	PSPT-094-175W	57
018464	PSPT-125-175W	57
018465	PSPT-187-175W	57
018466	PSPT-250-175W	57
018467	PSPT-375-175W	57
018468	PSPT-500-175W	57
018469	PSPT-1000-175W	57
018480	PSPT-094-1-YL	58
018481	PSPT-125-1-YL	58
018482	PSPT-187-1-YL	58
018483	PSPT-250-1-YL	58
018484	PSPT-375-1-YL	58
018485	PSPT-500-1-YL	58
018486	PSPT-1000-1-YL	58
018487	PSPT-094-175-YL	59
018488	PSPT-125-175-YL	59
018489	PSPT-187-175-YL	59
018490	PSPT-250-175-YL	59
018491	PSPT-375-175-YL	59
018492	PSPT-500-175-YL	59
018493	PSPT-1000-175-YL	59
018558	R-4310 BLACK	54
018559	R-6010 BLACK	54
018560	R-6210 BLACK	54
018610	PTL-57-412	61
018611	PTL-56-412	61
018617	PTL-42-439	65
018620	PTL-43-439	65
018623	PTL-42-439-OR	65
018624	PTL-43-439-OR	65
018625	PTL-42-439-YL	65
018626	PTL-43-439-YL	65
018629	PTL-8-439	65
018630	PTL-8-439-OR	65
018631	PTL-8-439-YL	65
018679	PTL-8-439-RD	65
018680	PTL-42-439-RD	65
018681	PTL-43-439-RD	65
018704	R-4410RD-RED	54
018705	R-4410W-WHITE	54
018706	R-4410B-Blue	54
018722	PTL-37-486	64
018723	PTL-38-486	64
018728	PTL-17-486	64
018730	PTL-20-486	64
018742	PTL-55-412	61
018743	PTL-58-412	61
018744	PTL-59-412	61
018746	BPTL-11-427	55
018748	BPTL-12-109	62
018762	BPTL-21-427	55
018763	BPTL-23-427	55
018766	BPTL-29-427	55
018768	BPTL-31-427	55
018771	BPTL-34-427	55
018773	BPSPT-094-175W	57
018774	BPSPT-094-1W	57
018775	BPSPT-125-175W	57
018776	BPSPT-125-1W	57
018777	BPSPT-187-1W	57
018778	BPSPT-187-175W	57
018779	BPSPT-250-175W	57
018780	BPSPT-250-1W	57
018781	BPSPT-375-175W	57
018782	BPSPT-375-1W	57
018786	BPSPT-500-175W	57
018787	BPSPT-500-1W	57
018788	BPSPT-1000-175W	57
020787	THT-19-486-1	84
030111	THT-8-487-10	70
030112	THT-9-427-10	70
030113	THT-10-427-3	70
030131	THT-17-423-3	84
030137	THT-19-423-1	84
030245	THT-55-423-1	84
030249	THT-56-427-10	70
030282	THT-17-434-3	84
030284	THT-19-434-1	84
030285	THT-21-434	85
030287	THT-55-434-1	84
030347	THT-73-427-10	70
030349	THT-75-427-3	70
030545	THT-80-427-5	70
030546	THT-81-427-1	70
030547	THT-82-427-5	70
030548	THT-83-427-5	70
03151	THT-21-423	85
032501	3PS-094-2-YL	71
032502	3PS-125-2-YL	71
032503	3PS-187-2-YL	71
032504	3PS-250-2-YL	71
032505	3PS-375-2-YL	71
032506	3PS-500-2-YL	71
032507	3PS-125-2WT	71
032508	3PS-250-2WT	71
032509	3PS-500-2WT	71
032510	3PS-094-2WT	71
032511	3PS-187-2WT	71
032512	3PS-375-2WT	71
032543	R-4300	69
035244	R-4302	69
035264	R-4407W	69
035266	R-4402W	69
045582	Mult. locking system Red NC	138
050940	MINI CABLE LOCK	136
050979	“Lockout/Tagout” red bag	138
051339	BRADY RED PADLOCK	139
051344	BRADY BLUE PADLOCK	139
051345	BRADY GREEN PADLOCK	139
051346	BRADY YELLOW PADLOCK	139
051347	BRADY ORANGE PADLOCK	139
051353	BRADY BLACK PADLOCK	139
055753	R-6002	69
055754	R-6006	69
065329	LOCK SYST. LARGE	137
065396	LOCK DEV. SINGLE POLE SWITCH 227V	138
065397	LOCK DEV. SINGLE POLE SWITCH 480-600V	138
065404	ADAPTER FOR SINGLE POLE SWITCH 227V	138
065406	ADAPTER FOR SINGLE POLE SWITCH 480-600V	138
065674	LOCK SMALL	137
065675	LOCK LARGE	137
066321	LOCK. SYST. FOR MULTI-POLES	138
087052	Marker	138
090844	POS LOCK SYST.	138
090847	PIS LOCK SYST.	138
090850	POW LOCK SYST.	138
090853	TBLO LOCK SYST.	138
090850	POW LOCK SYST.	138
104277	M71C-625-412	53
104280	M71C-500-412	53
104294	M71C-500-430	51
110196	R-6602	69
110416	EUR POWER SUPPLY	43
110889	BMP21 PRINTER	43
110890	BPM21 HARD CASE	43
110891	MAGNET FOR BPM21	43
110892	MULTI-FUNCTION ACCESS.	43
110893	NYLON B499 9.5X4.87	43
110894	NYLON B499 12.7X4.87	43
110895	NYLON B499 19.0X4.87	43
110896	WHITE POLYESTER B423 9.5X6.40	43
110897	WHITE POLYESTER B423 12.7X6.40	43
110898	WHITE POLYESTER B423 19.0X6.40	43
110899	TRANSP. POLYESTER B430 12.7X6.40	43
110901	TRANSP. POLYESTER B430 19.0X6.40	43
110902	INT/ENT VINYL B595 9.5X6.40 N/B	43
110903	INT/ENT VINYL B595 12.7X6.40 N/B	43
110904	INT/ENT VINYL B595 19.0X6.40 N/B	43
110905	INT/ENT VINYL B595 9.5X6.40 N/G	43
110906	INT/ENT VINYL B595 12.7X6.40 N/B	43
110907	INT/ENT VINYL B595 19.0X6.40 N/G	43
110908	INT/ENT VINYL B595 9.5X6.40 B/B	43
110909	INT/ENT VINYL B595 12.7X6.40 B/B	43
110910	INT/ENT VINYL B595 19.0X6.40 B/B	43
110911	INT/ENT VINYL B595 9.5X6.40 B/V	43
110912	INT/ENT VINYL B595 12.7X6.40 B/V	43
110913	INT/ENT VINYL B595 19.0X6.40 B/V	43
110914	INT/ENT VINYL B595 9.5X6.40 N/A	43
110915	INT/ENT VINYL B595 12.7X6.40 N/A	43
110916	INT/ENT VINYL B595 19.0X6.40 N/A	43
110917	INT/ENT VINYL B595 9.5X6.40 B/R	43
110918	INT/ENT VINYL B595 12.7X6.40 B/R	43
110919	INT/ENT VINYL B580 19.0X6.40 B/R	43
110923	PERMASLEEVE SLEEVE 5.9X2.3	43
110924	PERMASLEEVE SLEEVE 8.5X2.3	43
110925	PERMASLEEVE SLEEVE 11.1X2.13	43
110926	PERMASLEEVE SLEEVE 16.3X2.13	43
110927	SELF-LAMIN. VINYL B427 19.0X4.26	43
110928	SELF-LAMIN. VINYL B427 25.4X4.26	43
110929	SELF-LAMIN. VINYL B427 30.4X4.26	43
110930	SELF-LAMIN. VINYL B427 38.1X4.26	43
110931	WHITE POLYESTER B461 9.5X6.40	43
110932	WHITE POLYESTER B461 12.7X6.40	43
110933	WHITE POLYESTER B461 19.0X6.40	43
110934	WHITE POLYESTER B488 9.5X6.40	43
110935	WHITE POLYESTER B488 12.7X6.40	43
110936	WHITE POLYESTER B488 19.0X6.40	43
114547	RIBBON M71-R6000	47
114548	RIBBON M71-R4300	47
114549	RIBBON M71-R6200	47
114550	RIBBON M71-R4400-WT	47
114551	RIBBON M71-R6900-RD	47
114552	RIBBON M71-R6900-BL	47
114553	RIBBON M71-R6900-GN	47
114554	RIBBON M71-R6900-MA	47
114555	RIBBON M71-R6900-YL	47
114556	RIBBON M71-T6400	47
114557	RIBBON M71-R6600	47
114558	RIBBON M71-R6800	47
114705	M71FP-1-425	53
114706	M71FT-1-425	49
114749	M71-17-486	51
114775	M71-20-423	51
114823	M71-37-423	51
114825	M71-37-486	51
114826	M71-38-423	51
114827	M71-38-428	51
114867	BM71-12-109	49
114871	BM71-11-427	51
114874	BM71-23-427	51
114876	BM71-31-427	51
114879	BM71-34-427	51
114881	BMP71 HARD CASE	45
114882	BMP71 SOFT CASE	45
114885	BMP71 RESERVE BATTERY	45
114886	BMP71 CLEANING KIT	45
114887	ROLL ADAPT. FOR TLS/HM BMP71	45
114926	M71FP-2-425	53
114927	M71-1000-1-342	48
114928	M71-1000-1-342YL	48
114929	M71-1000-175-342	48
114930	M71-1000-175-342YL	48
114940	M71-125-1-342YL	48
114941	M71-125-175-342	48
114942	M71-125-175-342YL	48
114948	M71-187-1-342YL	48
114949	M71-187-175-342YL	48
114951	M71-21-427-YL	51
114954	M71C-230-412	53
114957	M71-250-1-342YL	48
114958	M71-250-175-342YL	48
114978	M71-375-1-342	48
114979	M71-375-1-342YL	48
114980	M71-375-175-342	48
114981	M71-375-175-342YL	48
114984	M71-500-1-342	49
114985	M71-500-1-342YL	49
114986	M71-500-175-342	49
114987	M71-500-175-342YL	49
114988	M71-60-09	49
114995	M71-94-1-342	49
114996	M71-94-1-342YL	49
114997	M71-94-175-342	49
114998	M71-94-175-342YL	49
115003	BM71-94-175-342	48
115004	BM71-94-175-342YL	48
115005	BM71-94-1-342	48
115006	BM71-94-1-342YL	48
115007	BM71-1000-175-342	48
115008	BM71-125-175-342	48
115009	BM71-125-175-342YL	48
115010	BM71-125-1-342	48
115011	BM71-187-175-342	48
115012	BM71-187-175-342YL	48
115013	BM71-187-1-342YL	48
115014	BM71-250-175-342	48
115015	BM71-250-175-342YL	48
115016	BM71-250-1-342	48
115017	BM71-375-175-342	48
115018	BM71-375-1-342	48
115019	BM71-500-175-342	48
115020	BM71-500-175-342YL	48
115021	BM71-500-1-342	48
115022	BM71-500-1-342YL	48
115032	BM71-29-427	51
115083	M71-250-175-342	48
115084	M71-187-175-342	48
115085	M71-125-1-342	48
115086	M71-250-1-342	48
115087	M71-187-1-342	48
115088	BM71-187-1-342	48
115089	M71-23-427	51
115100	M71-31-427	51
115101	M71-21-427	51
115103	M71-11-427	51
115111	M71-17-427	51
115113	M71-19-427	51
115118	BM71C-125-342	48
115119	BM71C-187-342	48
115120	BM71C-250-342	48
115121	BM71C-375-342	48
115122	BM71C-500-342	48
115123	BM71C-1000-342	48
115124	M71C-375-412	53
115125	M71C-785-412	53
142341	M71C-1000-595-BK	52
142342	M71C-1000-595-BL	52
142343	M71C-1000-595-BR	52
142344	M71C-1000-595-CL	52
142345	M71C-1000-595-GD	52
142346	M71C-1000-595-GN	52
142347	M71C-1000-595-GY	52
142348	M71C-1000-595-OR	52
142349	M71C-1000-595-PL	52
142350	M71C-1000-595-RD	52
142351	M71C-1000-595-WT	52
142352	M71C-1000-595-YL	52
142353	M71C-2000-595-BK	52
142354	M71C-2000-595-BL	52
142355	M71C-2000-595-BR	52
142356	M71C-2000-595-CL	52
142357	M71C-2000-595-GD	52
142358	M71C-2000-595-GN	52
142359	M71C-2000-595-GY	52
142360	M71C-2000-595-OR	52
142361	M71C-2000-595-PR	52
142362	M71C-2000-595-RD	52
142363	M71C-2000-595-WT	52
142364	M71C-2000-595-YL	52
142365	M71C-500-595-BK	52
142366	M71C-500-595-BL	52
142367	M71C-500-595-BR	52
142368	M71C-500-595-CL	52
142369	M71C-500-595-GD	52
142370	M71C-500-595-GN	52
142371	M71C-500-595-GY	52
142372	M71C-500-595-OR	52
142373	M71C-500-595-PL	52
142374	M71C-500-595-RD	52
142375	M71C-500-595-WT	52
142376	M71C-500-595-YL	52
142377	M71C-2000-595-LB	52
142378	M71C-1000-595-LB	52
142379	M71C-500-595-LB	52
142380	M71C-2000-595-PK	52
142381	M71C-1000-595-PK	52
142382	M71C-500-595-PK	52
142383	M71C-2000-595-OC	52
142384	M71C-1000-595-OC	52
142385	M71C-500-595-OC	52
142386	M71C-2000-595-SB	52
142387	M71C-1000-595-SB	52
142388	M71C-500-595-SB	52
142389	M71C-2000-595-TN	52
142390	M71C-1000-595-TN	52
142391	M71C-500-595-TN	52
142699	BM71-125-1-342-YL	48
1517AD	15X17 ADHESIVE BASE TAG	37
1527AD	15X27 ADHESIVE BASE TAG	37
1549AD	15X49 ADHESIVE BASE TAG	37
1567AD	15X67 ADHESIVE BASE TAG	37
21515A	ADHESIVE STRIPS 215X15 PC. 14	39
217000	PTL-47-499-YL	64
217004	PTL-60-109	62
217030	BPSPT-125-175-YL	59
217031	BPSPT-187-175-YL	59
217032	BPSPT-250-175-YL	59
217052	PTL-67-499-YL	64
217064	PTL-12-109-YL	62
236916	Nylon NC multiple lock. syst.	138
265548	"Do not operate, electrician at work" tag	138
360007	Cutter Cu4	68
360008	Cutter Tray Cu4	68
360542	BP-PR300Plus	68
360923	PUNCHER PCU/4	68
361061	BBP11-C	67
361062	BBP11-SK	67
361064	BBP11-VP	67
361065	BBP11-U	67
361077	BBP11-34L	67
361079	BBP11 carrying case	67
43015A	ADHESIVE STRIPS 430X15 PC.12	67
4X12GI	4X12 YELL -4-STRIP TAG	18
4X18BI	4X18 -3-STRIP TAG	18
4X18GI	4X18 YELL -3-STRIP TAG	18
4X23BI	4X23 -3-STRIP TAG	18
4X23GI	4X23 YELL. -3-STRIP TAG	18
620002	BPTL-01-7599-YL	62
620003	BPTL-02-7599-YL	62
620004	BPTL-03-7599-YL	62

BRADY MT WHEN PERFORMANCE MATTERS MOST™

CODE	DESCRIPTION	PAGE
620005	BPTL-04-7599-YL	62
620006	BPTL-05-7599-YL	62
620007	ZHS-2.4X12.5-B7641-YL	76
620008	HS-2.4X19.0-B7641-YL	76
620009	ZHS-2.4X22-B7641-YL	76
620010	ZHS-2.4X25-B7641-YL	76
620011	ZHS-2.4X38-B7641-YL	76
620012	ZHS-2.4X44-B7641-YL	76
620013	ZHS-2.4X50-B7641-YL	76
620014	ZHS-3.2X12.5-B7641-YL	76
620015	ZHS-3.2X19-B7641-YL	76
620016	ZHS-3.2X22-B7641-YL	76
620017	ZHS-3.2X25-B7641-YL	76
620018	ZHS-3.2X38-B7641-YL	76
620019	ZHS-3.2X44-B7641-YL	76
620020	ZHS-3.2X50-B7641-YL	76
620021	ZHS-4.8X12.5-B7641-YL	76
620022	ZHS-4.8X19-B7641-YL	76
620023	ZHS-4.8X22-B7641-YL	76
620024	ZHS-4.8X25-B7641-YL	76
620025	ZHS-4.8X38-B7641-YL	76
620026	ZHS-4.8X44-B7641-YL	76
620027	ZHS-4.8X50-B7641-YL	76
620028	ZHS-6.4X12.5-B7641-YL	76
620029	ZHS-6.4X19-B7641-YL	76
620030	ZHS-6.4X22-B7641-YL	76
620031	ZHS-6.4X25-B7641-YL	76
620032	ZHS-6.4X38-B7641-YL	76
620033	ZHS-6.4X44-B7641-YL	76
620034	ZHS-6.4X50-B7641-YL	76
620035	ZHS-9.5X12.5-B7641-YL	76
620036	ZHS-9.5X19.0-B7641-YL	76
620037	ZHS-9.5X22-B7641-YL	76
620038	ZHS-9.5X25-B7641-YL	76
620039	ZHS-9.5X38-B7641-YL	76
620040	ZHS-9.5X44-B7641-YL	76
620041	ZHS-9.5X50-B7641-YL	76
620042	HS-12.7X12.5-B7641-YL	76
620043	ZHS-12.7X22-B7641-YL	76
620044	ZHS-12.7X19.0-B7641-YL	76
620045	ZHS-12.7X25-B7641-YL	76
620046	ZHS-12.7X38-B7641-YL	76
620047	ZHS-12.7X44-B7641-YL	76
620048	ZHS-12.7X50-B7641-YL	76
620049	ZHS-19.0X12.5-B7641-YL	76
620050	ZHS-19X22-B7641-YL	76
620051	ZHS-19.0X19.0-B7641-YL	77
620052	ZHS-19X25-B7641-YL	77
620053	ZHS-19X38-B7641-YL	77
620054	ZHS-19X44-B7641-YL	77
620055	ZHS-19X50-B7641-YL	77
620056	ZHS-25.4X12.5-B7641-YL	77
620057	ZHS-25.4X38-B7641-YL	77
620058	ZHS-25.4X19.0-B7641-YL	77
620059	ZHS-25.4X44-B7641-YL	77
620060	ZHS-25.4X25.0-B7641-YL	77
620061	ZHS-25.4X50-B7641-YL	77
620062	ZHS-38.1X38-B7641-YL	77
620063	ZHS-38.1X50-B7641-YL	77
620064	ZHS-38.1X75-B7641-YL	77
620065	ZHS-2.4X12.5-B7641-WT	77
620066	ZHS-2.4X19.0-B7641-WT	77
620067	ZHS-2.4X22-B7641-WT	77
620068	ZHS-2.4X25-B7641-WT	77
620069	ZHS-2.4X38-B7641-WT	77
620070	ZHS-2.4X44-B7641-WT	77
620071	ZHS-2.4X50-B7641-WT	77
620072	ZHS-3.2X12.5-B7641-WT	77
620073	ZHS-3.2X19.0-B7641-WT	77
620074	ZHS-3.2X22-B7641-WT	77
620075	ZHS-3.2X25-B7641-WT	77

CODE	DESCRIPTION	PAGE
620076	ZHS-3.2X38-B7641-WT	77
620077	ZHS-3.2X44-B7641-WT	77
620078	ZHS-3.2X50-B7641-WT	77
620079	ZHS-4.8X12.5-B7641-WT	77
620080	ZHS-4.8X19.0-B7641-WT	77
620081	ZHS-4.8X22-B7641-WT	77
620082	ZHS-4.8X25-B7641-WT	77
620083	ZHS-4.8X38-B7641-WT	77
620084	ZHS-4.8X44-B7641-WT	77
620085	ZHS-4.8X50-B7641-WT	77
620086	ZHS-6.4X12.5-B7641-WT	77
620087	ZHS-6.4X19.0-B7641-WT	77
620088	ZHS-6.4X22-B7641-WT	77
620089	ZHS-6.4X25-B7641-WT	77
620090	ZHS-6.4X38-B7641-WT	77
620091	ZHS-6.4X44-B7641-WT	77
620092	ZHS-6.4X50-B7641-WT	77
620093	ZHS-9.5X12.5-B7641-WT	77
620094	ZHS-9.5X19.0-B7641-WT	77
620095	ZHS-9.5X22-B7641-WT	77
620096	ZHS-9.5X25-B7641-WT	77
620097	ZHS-9.5X38-B7641-WT	77
620098	ZHS-9.5X44-B7641-WT	77
620099	ZHS-9.5X50-B7641-WT	77
620100	ZHS-12.7x12.5-B7641-WT	77
620101	ZHS-12.7x19.0-B7641-WT	78
620102	ZHS-12.7x22-B7641-WT	78
620103	ZHS-12.7x25-B7641-WT	78
620104	ZHS-12.7x38-B7641-WT	78
620105	ZHS-12.7x44-B7641-WT	78
620106	ZHS-12.7x50-B7641-WT	78
620107	ZHS-19.0x12.5-B7641-WT	78
620108	ZHS-19.0x19.0-B7641-WT	78
620109	ZHS-19.0x22-B7641-WT	78
620110	ZHS-19.0x25-B7641-WT	78
620111	ZHS-19.0x38-B7641-WT	78
620112	ZHS-19.0x44-B7641-WT	78
620113	ZHS-19.0x50-B7641-WT	78
620114	ZHS-25.4x12.5-B7641-WT	78
620115	ZHS-25.4x19.0-B7641-WT	78
620116	ZHS-25.4x25-B7641-WT	78
620117	ZHS-25.4x38-B7641-WT	78
620118	ZHS-25.4x44-B7641-WT	78
620119	ZHS-25.4x50-B7641-WT	78
620120	ZHS-38.1x38-B7641-WT	78
620121	ZHS-38.1x50-B7641-WT	78
620122	ZHS-38.1x75-B7641-WT	78
620123	ZHS-50.8x38.0-B7641-WT	78
620124	ZHS-50.8x50.0-B7641-WT	78
620125	ZHS-50.8x75.0-B7641-WT	78
620126	ZHSDS-2.4x25-B7641-YL	79
620127	ZHSDS-2.4x50-B7641-YL	79
620128	ZHSDS-3.2x25-B7641-YL	79
620129	ZHSDS-3.2x50-B7641-YL	79
620130	ZHSDS-4.8x25-B7641-YL	79
620131	ZHSDS-4.8x50-B7641-YL	79
620132	ZHSDS-6.4x25-B7641-YL	79
620133	ZHSDS-6.4x50-B7641-YL	79
620134	ZHSDS-9.5x25-B7641-YL	79
620135	ZHSDS-9.5x50-B7641-YL	79
620136	ZHSDS-12.7x50-B7641-YL	79
620137	ZHSDS-19x25-B7641-YL	79
620138	ZHSDS-19x50-B7641-YL	79
620139	ZHSDS-25.4x50-B7641-YL	79
620140	ZHSDS-38.1x50-B7641-YL	79
620141	ZHSDS-50.8x50-B7641-YL	79
620142	ZHS-50.8x50-B7641-YL	77
620143	ZHSDS-2.4X25-B7641-WT	79
620144	ZHSDS-2.4X25-B7641-WT	79
620145	ZHSDS-3.2X25-B7641-WT	79
620146	ZHSDS-3.2X50-B7641-WT	79

CODE	DESCRIPTION	PAGE
620147	ZHSDS-4.8X25-B7641-WT	79
620148	ZHSDS-4.8X50-B7641-WT	79
620149	ZHSDS-6.4X25-B7641-WT	79
620150	ZHSDS-6.4X50-B7641-WT	79
620151	ZHSDS-9.5X25-B7641-WT	79
620152	ZHSDS-9.5X50-B7641-WT	79
620153	ZHSDS-12.7X25-B7641-WT	79
620154	ZHSDS-12.7X50-B7641-WT	79
620155	ZHSDS-19X25-B7641-WT	79
620156	ZHSDS-19X50-B7641-WT	79
620157	ZHSDS-25.4X50-B7641-WT	79
620158	ZHSDS-38.1X50-B7641-WT	79
620159	ZHSDS-50.8X50-B7641-WT	79
620160	HS-2.4X12.5-B7642-YL	72
620161	HS-2.4X19-B7642-YL	72
620162	HS-2.4X22-B7642-YL	72
620163	HS-2.4X25-B7642-YL	72
620164	HS-2.4X38-B7642-YL	72
620165	HS-2.4X44-B7642-YL	72
620166	HS-2.4X50-B7642-YL	72
620167	HS-3.2X12.5-B7642-YL	72
620168	HS-3.2X19-B7642-YL	72
620169	HS-3.2X22-B7642-YL	72
620170	HS-3.2X25-B7642-YL	72
620171	HS-3.2X38-B7642-YL	72
620172	HS-3.2X44-B7642-YL	73
620173	HS-3.2X50-B7642-YL	73
620174	HS-4.8X12.5-B7642-YL	73
620175	HS-4.8X19.0-B7642-YL	73
620176	HS-4.8X22-B7642-YL	73
620177	HS-4.8X25-B7642-YL	73
620178	HS-4.8X38-B7642-YL	73
620179	HS-4.8X44-B7642-YL	73
620180	HS-4.8X50-B7642-YL	73
620181	HS-6.4X12.5-B7642-YL	73
620182	HS-6.4X19-B7642-YL	73
620183	HS-6.4X22-B7642-YL	73
620184	HS-6.4X25-B7642-YL	73
620185	HS-6.4X38-B7642-YL	73
620186	HS-6.4X44-B7642-YL	74
620187	HS-6.4X50-B7642-YL	74
620188	HS-9.5x12.5-B7642-YL	74
620189	HS-9.5x19-B7642-YL	74
620190	HS-9.5x22-B7642-YL	74
620191	HS-9.5x25-B7642-YL	74
620192	HS-9.5x38-B7642-YL	74
620193	HS-9.5x44-B7642-YL	74
620194	HS-9.5x50-B7642-YL	74
620195	HS-12.7x12.5-B7642-YL	74
620196	HS-12.7x19-B7642-YL	74
620197	HS-12.7x22-B7642-YL	74
620198	HS-12.7x25-B7642-YL	74
620199	HS-12.7x38-B7642-YL	74
620200	HS-12.7x44-B7642-YL	74
620201	HS-12.7x50-B7642-YL	74
620202	HS-19x2.5-B7642-YL	75
620203	HS-19x19-B7642-YL	75
620204	HS-19x22-B7642-YL	75
620205	HS-19x25-B7642-YL	75
620206	HS-19x38-B7642-YL	75
620207	HS-19x44-B7642-YL	75
620208	HS-19x50-B7642-YL	75
620209	HS-25.4x12.5-B7642-YL	75
620210	HS-25.4x19-B7642-YL	75
620211	HS-25.4x25-B7642-YL	75
620212	HS-25.4x38-B7642-YL	75
620213	HS-25.4x44-B7642-YL	75
620214	HS-25.4x50-B7642-YL	75
620215	HS-38.1x38-B7642-YL	75
620216	HS-38.1x50-B7642-YL	75
620217	HS-38.1x75-B7642-YL	75

CODE	DESCRIPTION	PAGE
620218	HS-50.8x38-B7642-YL	75
620219	HS-50.8x50-B7642-YL	75
620220	HS-50.8x75-B7642-YL	75
620221	HS-2.4x12.5-B7642-WT	72
620222	HS-2.4x19-B7642-WT	72
620223	HS-2.4x22-B7642-WT	72
620224	HS-2.4x25-B7642-WT	72
620225	HS-2.4x38-B7642-WT	72
620226	HS-2.4x44-B7642-WT	72
620227	HS-2.4x50-B7642-WT	72
620228	HS-3.2x12.5-B7642-WT	72
620229	HS-3.2x19-B7642-WT	72
620230	HS-3.2x22-B7642-WT	72
620231	HS-3.2x25-B7642-WT	72
620232	HS-3.2x38-B7642-WT	72
620233	HS-3.2x44-B7642-WT	73
620234	HS-3.2x50-B7642-WT	73
620235	HS-4.8x12.5-B7642-WT	73
620236	HS-4.8x19-B7642-WT	73
620237	HS-4.8x22-B7642-WT	73
620238	HS-4.8x25-B7642-WT	73
620239	HS-4.8x38-B7642-WT	73
620240	HS-4.8x50-B7642-WT	73
620241	HS-4.8x44-B7642-WT	73
620242	HS-6.4x12.5-B7642-WT	73
620243	HS-6.4x19-B7642-WT	73
620244	HS-6.4x22-B7642-WT	73
620245	HS-6.4x25-B7642-WT	73
620246	HS-6.4x38-B7642-WT	73
620247	HS-6.4x44-B7642-WT	73
620248	HS-6.4x50-B7642-WT	74
620249	HS-9.5x12.5-B7642-WT	74
620250	HS-9.5x19-B7642-WT	74
620251	HS-9.5x22-B7642-WT	74
620252	HS-9.5x25-B7642-WT	74
620253	HS-9.5x38-B7642-WT	74
620254	HS-9.5x44-B7642-WT	74
620255	HS-9.5x50-B7642-WT	74
620256	HS-12.7x12.5-B7642-WT	74
620257	HS-12.7x19-B7642-WT	74
620258	HS-12.7x22-B7642-WT	74
620259	HS-12.7x25-B7642-WT	74
620260	HS-12.7x38-B7642-WT	74
620261	HS-12.7x44-B7642-WT	74
620262	HS-12.7x50-B7642-WT	74
620263	HS-19x12.5-B7642-WT	74
620264	HS-19x19-B7642-WT	75
620265	HS-19x22-B7642-WT	75
620266	HS-19x25-B7642-WT	75
620267	HS-19x38-B7642-WT	75
620268	HS-19x44-B7642-WT	75
620269	HS-19x50-B7642-WT	75
620270	HS-25.4x12.5-B7642-WT	75
620271	HS-25.4x19-B7642-WT	75
620272	HS-25.4x25-B7642-WT	75
620273	HS-25.4x38-B7642-WT	75
620274	HS-25.4x44-B7642-WT	75
620275	HS-25.4x50-B7642-WT	75
620276	HS-38.1x38-B7642-WT	75
620277	HS-38.1x50-B7642-WT	75
620278	HS-38.1x75-B7642-WT	75
620279	HS-50.8x38-B7642-WT	75
620280	HS-50.8x50-B7642-WT	75
620281	HS-50.8x75-B7642-WT	75
620316	LC-65x13-B7644	134
620317	LC-71x9-B7644	134
620318	LC-103x15-B7644	134
620319	LC-128x15-B7644	134
620320	LC-178x15-B7644	134
620321	LC-59x25-B7645	135
620322	LC-59x25-B7645-WR	135

CODE	DESCRIPTION	PAGE
620323	LC-150x25-B7645	135
620324	LC-150x25-B7645-WR	135
620353	PTLTL-1-430	135
620354	PTLTL-2-430	135
620357	PTLTL-5-430	135
620358	PTLTL-6-430	135
620367	PTLEP-07-7593-WT	63
620368	PTLEP-07-7593-SV	63
620369	PTLEP-07-7593-BK	63
620370	PTLEP-07-7593-YL	63
620371	THTEP-07-7593-WT	82
620372	THTEP-07-7593-SV	82
620373	THTEP-07-7593-BK	82
620374	THTEP-07-7593-YL	82
620375	THTEP-15-7593-WT	83
620376	THTEP-15-7593-BK	83
620377	THTEP-15-7593-BK	83
620378	THTEP-15-7593-YL	83
620379	THTEP-16-7593-WT	83
620380	THTEP-16-7593-SV	83
620381	THTEP-16-7593-BK	83
620382	THTEP-16-7593-YL	83
620391	PTLEP-06-7593-RD	63
620429	PTL-41-499-YL	64
620430	THTEP-09-7593-WT	82
620431	THTEP-09-7593-SV	82
620432	THTEP-09-7593-BK	82
620433	THTEP-09-7593-YL	82
620438	THTEP-11-7593-WT	83
620439	THTEP-11-7593-SV	82
620440	THTEP-11-7593-BK	82
620441	THTEP-11-7593-YL	83
620442	THTEP-12-7593-WT	83
620443	THTEP-12-7593-SV	83
620444	THTEP-12-7593-BK	83
620445	THTEP-12-7593-YL	83
620454	PTLEP-08-7593-WT	63
620455	PTLEP-08-7593-SV	63
620456	PTLEP-08-7593-BK	63
620457	PTLEP-08-7593-YL	63
620458	THTEP-08-7593-WT	82
620459	THTEP-08-7593-SV	82
620460	THTEP-08-7593-BK	82
620461	THTEP-08-7593-YL	82
620478	THTEP-17-7593-SV	83
620479	THTEP-17-7593-WT	83
620480	THTEP-18-7593-SV	83
620481	THTEP-18-7593-WT	83
620482	THTEP-19-7593-YL	83
620483	THTEP-20-7593-WT	83
620500	2:1TPFR-12.7MMX60M-B7642-WT	81
620501	2:1TPFR-12.7MMX60M-B7642-YL	81
620502	2:1TPFR-19MMX60M-B7642-WT	81
620503	2:1TPFR-19MMX60M-B7642-YL	81
620504	2:1TPFR-25.4MMX60M-B7642-WT	81
620505	2:1TPFR-25.4MMX60M-B7642-YL	81
620506	2:1TPFR-3.2MMX100M-B7642-WT	81
620507	2:1TPFR-3.2MMX100M-B7642-YL	81
620508	2:1TPFR-38.1MMX60M-B7642-WT	81
620509	2:1TPFR-38.1MMX60M-B7642-YL	81
620510	2:1TPFR-4.8MMX100M-B7642-WT	81
620511	2:1TPFR-4.8MMX100M-B7642-YL	81

CODE	DESCRIPTION	PAGE
620512	2:1TPFR-6.4MMX100M-B7642-WT	81
620513	2:1TPFR-6.4MMX100M-B7642-YL	81
620514	2:1TPFR-9.5MMX60M-B7642-WT	81
620515	2:1TPFR-9.5MMX60M-B7642-YL	81
620520	2:1ZHTPFR-12.7MMX50M-B7641-WT	81
620521	2:1ZHTPFR-12.7MMX50M-B7641-YL	81
620522	2:1ZHTPFR-19MMX50M-B7641-WT	81
620523	2:1ZHTPFR-2.4MMX50M-B7641-WT	81
620524	2:1ZHTPFR-2.4MMX50M-B7641-YL	81
620525	2:1ZHTPFR-25.4MMX30M-B7641-WT	81
620526	2:1ZHTPFR-25.4MMX30M-B7641-YL	81
620527	2:1ZHTPFR-3.2MMX100M-B7641-WT	81
620528	2:1ZHTPFR-3.2MMX100M-B7641-YL	81
620529	2:1ZHTPFR-38.1MMX50M-B7641-WT	81
620530	2:1ZHTPFR-38.1MMX50M-B7641-YL	81
620531	2:1ZHTPFR-4.8MMX100M-B7641-WT	81
620532	2:1ZHTPFR-4.8MMX100M-B7641-YL	81
620533	2:1ZHTPFR-50.8MMX50M-B7641-WT	81
620534	2:1ZHTPFR-50.8MMX50M-B7641-YL	81
620535	2:1ZHTPFR-6.4MMX100M-B7641-WT	81
620536	2:1ZHTPFR-6.4MMX100M-B7641-YL	81
620537	2:1ZHTPFR-9.5MMX50M-B7641-WT	81
620538	2:1ZHTPFR-9.5MMX50M-B7641-YL	81
620559	BPTLRDS-10X4.4-7696	56
620560	BPTLRDS-12X4.4-7696	56
620561	BPTLRDS-16X4.4-7696	56
620562	BPTLRDS-23X4.4-7696	56
620563	BPTLRDS-30X4.4-7696	56
620564	THTRDS-10X4.4-7696	71
620565	THTRDS-12X4.4-7696	71
620566	THTRDS-16X4.4-7696	71
620567	THTRDS-23X4.4-7696	71
620568	THTRDS-30X4.4-7696	71
620586	THT-20X8-B499-YL	84
620589	THT-15X9-B499-YL	84
620590	THT-16X5-B499-YL	84
620611	3:1DPS-3.2X50-B7646-YL	80
620612	3:1DPS-4.8X50-B7646-YL	80
620613	3:1DPS-6.4X50-B7646-YL	80
620614	3:1DPS-9.5X50-B7646-YL	80
620615	3:1DPS-12.7X50-B7646-YL	80
620623	PTLRDS-10X4.4-7696	56
620624	PTLRDS-12X4.4-7696	56
620625	PTLRDS-16X4.4-7696	56
620626	PTLRDS-23X4.4-7696	56
620627	PTLRDS-30X4.4-7696	56
621989	3:1DPS-12.7X50-B7646-YL-2S	80
621990	3:1DPS-12.7X50-B7646-YL-3S	80
621991	3:1DPS-12.7X50-B7646-YL-4S	80
621992	3:1DPS-3.2X50-B7646-YL-2S	80
621993	3:1DPS-3.2X50-B7646-YL-3S	80
621994	3:1DPS-3.2X50-B7646-YL-4S	80

BRADY MT WHEN PERFORMANCE MATTERS MOST™

CODE	DESCRIPTION	PAGE
621995	3:1DPS-4.8x50-B7646-YL-2S	80
621996	3:1DPS-4.8x50-B7646-YL-3S	80
621997	3:1DPS-4.8x50-B7646-YL-4S	80
621998	3:1DPS-6.4x50-B7646-YL-2S	80
621999	3:1DPS-6.4x50-B7646-YL-3S	80
621000	3:1DPS-6.4x50-B7646-YL-4S	80
621001	3:1DPS-9.5x50-B7646-YL-2S	80
621002	3:1DPS-9.5x50-B7646-YL-3S	80
621003	3:1DPS-9.5x50-B7646-YL-4S	80
622008	ZHSDS-12.7X25-B7641-YL	79
622126	THTEP-21-7593-WT	83
622127	THTEP-21-7593-YL	83
622128	THTEP-22-7593-WT	83
622129	THTEP-22-7593-YL	83
622130	PTLEP-09-7593-WT	64
622131	PTLEP-09-7593-YT	64
622132	PTLEP-10-7593-WT	64
622133	PTLEP-10-7593-YL	64
622135	THTEP-19-7593-RD	83
622202	BM71R-1-7599-YL	49
622203	BM71R-2-7599-YL	49
622204	BM71R-3-7599-YL	49
622205	BM71R-4-7599-YL	49
622206	BM71R-5-7599-YL	49
622207	M71EP-5-7593-BK	50
622208	M71EP-5-7593-GN	50
622209	M71EP-5-7593-RD	50
622210	M71EP-5-7593-SL	50
622211	M71EP-5-7593-WT	50
622212	M71EP-5-7593-YL	50
622213	M71EP-6-7593-BK	50
622214	M71EP-6-7593-RD	50
622215	BM71E-6-7593-SL	50
622216	BM71E-6-7593-WT	50
622217	M71EP-6-7593-YL	50
622218	M71EP-1-7593-SL	50
622219	M71EP-1-7593-WT	50
622220	M71EP-2-7593-SL	50
622221	M71EP-2-7593-WT	50
622222	M71EP-3-7593-SL	50
622223	M71EP-3-7593-WT	50
622224	M71EP-4-7593-SL	50
622225	M71EP-4-7593-WT	50
622226	M71EP-7-7593-SL	50
622227	M71EP-7-7593-WT	50
622228	M71EP-7-7593-YL	50
622229	M71EP-8-7593-SL	50
622230	M71EP-8-7593-WT	50
622231	BM71-60-109	49
622236	BM71H-1-7693-WT	53
622237	BM71H-1-7693-YL	53
622238	BM71H-2-7693-WT	53
622239	BM71H-2-7693-YL	53
622240	BM71H-3-7693-WT	53
622241	BM71H-3-7693-YL	53
622242	Labelmark V5.0: Software Labelmark for BMP71 and printers with Windows driver	87
701057	EXTINGUISHER	127
701058	EXTINGUISHER	127
701673	GENERAL DANGER	119
701712	ELECTRICAL VOLTAGE SMALL	119
701713	ELECTRICAL VOLTAGE LARGE	119
710027	29 mm Transparent	133
710028	29 mm White	133
710029	29 mm Yellow	133
710030	29 mm Red	133
710031	29 mm Green	133
710032	29 mm Blue	133
710033	29 mm Orange	133
710034	29 mm Black	133

CODE	DESCRIPTION	PAGE
710035	29 mm Gray	133
710036	29mm Gold	133
710037	29 mm Brown	133
710038	29 mm Violet	133
710039	57 mm Transparent	133
710040	57 mm White	133
710041	57 mm Yellow	133
710042	57 mm Red	133
710043	57 mm Green	133
710044	57 mm Blue	133
710045	57 mm Orange	133
710046	57 mm Black	133
710047	57 mm Gray	133
710048	57 mm Gold	133
710049	57 mm Brown	133
710050	57 mm Violet	133
710051	100 mm Transparent	133
710052	100 mm White	133
710053	100 mm Yellow	133
710054	100 mm Red	133
710055	100 mm Green	133
710056	100 mm Blue	133
710057	100 mm Orange	133
710058	100 mm Black	133
710059	100 mm Gray	133
710060	100 mm Gold	133
710061	100 mm Brown	133
710062	100 mm Violet	133
710141	MiniMarkTM + MarkWareTM	133
710156	29 mm Transparent	133
710157	29 mm White	133
710158	29 mm Yellow	133
710159	29 mm Red	133
710160	29 mm Green	133
710161	29 mm Blue	133
710162	29 mm Orange	133
710163	29 mm Black	133
710164	29 mm Gray	133
710165	29mm Gold	133
710166	29 mm Brown	133
710167	29 mm Violet	133
710168	57 mm Transparent	133
710169	57 mm White	133
710170	57 mm Yellow	133
710171	57 mm Red	133
710172	57 mm Green	133
710173	57 mm Blue	133
710174	57 mm Orange	133
710175	57 mm Black	133
710176	57 mm Gray	133
710177	57 mm Gold	133
710178	57 mm Brown	133
710179	57 mm Violet	133
710180	100 mm Transparent	133
710181	100 mm White	133
710182	100 mm Yellow	133
710183	100 mm Red	133
710184	100 mm Green	133
710185	100 mm Blue	133
710186	100 mm Orange	133
710187	100 mm Black	133
710188	100 mm Gray	133
710189	100 mm Gold	133
710190	100 mm Brown	133
710191	100 mm Violet	133
710342	Black ribbon	133
710343	White ribbon	133
710344	Blue ribbon	133
710345	Red ribbon	133
710346	Green ribbon	133
710599	BMP71 QWERTY	44

CODE	DESCRIPTION	PAGE
710612	BMP71 AC ADAPTER	45
710614	BMP71 EU FAST BATTERY CHARGER	45
710629	BMP71 QWERTY+LM	44
710634	BMP71 QWERTY+M	44
710639	BMP71 QWERTY+LM+M	44
802255	PTLEP-01-7593-WT	63
802256	PTLEP-01-7593-SV	63
802257	PTLEP-01-7593-BK	63
802258	PTLEP-01-7593-RD	63
802259	PTLEP-01-7593-GR	63
802260	PTLEP-01-7593-YL	63
802261	PTLEP-02-7593-WT	63
802262	PTLEP-02-7593-SV	63
802263	PTLEP-02-7593-BK	63
802264	PTLEP-02-7593-RD	63
802265	PTLEP-02-7593-GR	63
802266	PTLEP-02-7593-YL	63
802267	PTLEP-03-7593-WT	63
802268	PTLEP-03-7593-SV	63
802269	PTLEP-03-7593-BK	63
802270	PTLEP-03-7593-RD	63
802271	PTLEP-03-7593-GR	63
802272	PTLEP-03-7593-YL	63
802273	PTLEP-04-7593-WT	63
802274	PTLEP-04-7593-SV	63
802275	PTLEP-04-7593-BK	63
802276	PTLEP-04-7593-RD	63
802277	PTLEP-04-7593-GR	63
802278	PTLEP-04-7593-YL	63
802279	PTLEP-05-7593-WT	63
802280	PTLEP-05-7593-SV	63
802281	PTLEP-05-7593-BK	63
802282	PTLEP-05-7593-RD	63
802283	PTLEP-05-7593-GR	63
802284	PTLEP-05-7593-YL	63
804447	R-7942110mmx70m	66
804448	R-7942 85mmx70m	66
804449	R-7953110mmx70m	66
804450	R-7953 65mmx70m	66
804451	R-7953 85mmx70m	66
804452	R-7964110mmx70m	66
804453	R-7964 65mmx70m	66
804454	R-7950B110mmx70m	66
804455	R-7950G110mmx70m	66
804456	R-7950R110110mmX70m	66
804457	R-7940110mmx70m	66
804458	R-7940 35mmx70m	66
804459	R-7940 65mmx70m	66
804460	R-7940 85mmx70m	66
804461	R-7990B110mmx70m	66
804462	R-7990G110mmx70m	66
804463	R-7990R110mmx70m	66
804464	R-7990W110mmx70m	66
804465	R-7950110mmx70m	66
804466	R-7950 35mmx70m	66
804467	R-7950 65mmx70m	66
804468	R-7950 85mmx70m	66
804469	R-7960110mmx70m	66
804470	R-7960 35mmx70m	66
804471	R-7960 65mmx70m	66
804472	R-7960 85mmx70m	66
804473	R-6000110mmx70m	66
804474	R-6000 65mmx70m	66
805538	BPTLEP-06-7593-WT	63
805539	PTLEP-06-7593-YL	63
805788	BPTLEP-06-7593-SV	63
805796	THTEP-01-7593-WT	82
805797	THTEP-02-7593-WT	82
805798	THTEP-03-7593-WT	82
805799	THTEP-04-7593-WT	82
805800	THTEP-05-7593-RD	82

CODE	DESCRIPTION	PAGE
805801	THTEP-05-7593-GR	82
805802	THTEP-06-7593-WT	82
805803	THTEP-01-7593-SV	82
805804	THTEP-02-7593-SV	82
805806	THTEP-03-7593-SV	82
805807	THTEP-04-7593-SV	82
805808	THTEP-06-7593-SV	82
805853	Kit for locking European switches	138
805858	THTEP-01-7593-BK	82
805859	THTEP-02-7593-BK	82
805860	THTEP-03-7593-BK	82
805861	THTEP-04-7593-BK	82
805862	THTEP-05-7593-BK	82
805863	THTEP-06-7593-BK	82
805864	THTEP-05-7593-WT	82
805865	THTEP-05-7593-SV	82
805872	PTLEP-06-7593-BK	63
811643	LOCKOUT KIT FOR ELECTRICAL RISKS	138
813593	BRADY BLUE PLASTIC PADLOCK	139
813594	BRADY RED PLASTIC PADLOCK	139
813595	BRADY BLACK PLASTIC PADLOCK	139
813596	BRADY YELLOW PLASTIC PADLOCK	139
813597	BRADY GREEN PLASTIC PADLOCK	139
813598	BRADY ORANGE PLASTIC PADLOCK	139
AC08NB	CAT. RING D.0.8 BROWN	96
AC08NG	CAT. RING D 0.8 GRAY	96
AC08NI	CAT. RING D.0.8 VIOLET	96
AC08NL	CAT. RING D.0.8 BLUE	96
AC08NN	CAT. RING D.0.8 BLACK	96
AC08N0	CAT. RING D.0.8 ORANGE	96
AC08NR	CAT. RING D.0.8 RED	96
AC08NV	CAT. RING D0.8 GREEN	96
AC08NW	CAT. RING D.0.8 WHITE	96
AC08NY	CAT. RING D.0.8 YELLOW	96
AC08WB	CAT. RING D.0.8 WHITE	96
AC08WM	CAT. RING D.0.8-WHITE	96
AC08WP	CAT. RING D.0.8 + WHITE	96
AC08YM	CAT. RING D.0.8-YELLOW	96
AC08YP	CAT. RING D.0.8 + YELLOW	96
AC0I08	CAT.RING INT.0.8MM 0 BLACK	96
AC0I15	CAT.RING INT.1.5MM 0 BLACK	96
AC0I20	CAT. RING 2.MM 0 BLACK	96
AC0I25	CAT.RING INT.2.5MM 0 BLACK	96
AC0I30	CAT. RING INT.3.MM 0 BLACK	96
AC0I35	CAT.RING INT.3.5MM 0 BLACK	96
AC0I45	CAT.RING INT.4.5MM 0 BLACK	96
AC0I60	CAT.RING INT.6.MM 0 BLACK	96
AC0W08	CAT. RING D.0.8 0 WHITE	96
AC0W15	CAT. RING D.1.5 0 WHITE	96
AC0W20	CAT. RING 2 0 WHITE	96
AC0W25	CAT. RING D.2.5 0 WHITE	96
AC0W30	CAT. RING D.3 0 WHITE	96
AC0W35	CAT. RING D.3.5 0 WHITE	96
AC0W45	CAT. RING D.4.5 0 WHITE	96
AC0W60	CAT. RING D.6 0 WHITE	96
AC0Y08	CAT. RING D.0.8 0 YELLOW	96
AC0Y15	CAT. RING D.1.5 0 YELLOW	96
AC0Y20	CAT. RING D.2 0 YELLOW	96
AC0Y25	CAT. RING D.2.5 0 YELLOW	96
AC0Y30	CAT. RING D.3 0 YELLOW	96
AC0Y35	CAT. RING D.3.5 0 YELLOW	96
AC0Y45	CAT. RING D.4.5 0 YELLOW	96
AC0Y60	CAT. RING D.60 YELLOW	96
AC15NB	CAT. RING D.1.5 BROWN	96
AC15NG	CAT. RING D.1.5 GRAY	96

CODE	DESCRIPTION	PAGE
AC15NI	CAT. RING D.1.5 VIOLET	96
AC15NL	CAT. RING D.1.5 BLUE	96
AC15NN	CAT. RING D.1.5 BLACK	96
AC15N0	CAT. RING D.1.5 ORANGE	96
AC15NP	CAT. RING D.1.5 PINK	96
AC15NR	CAT. RING D 1.5 RED	96
AC15NV	CAT. RING D.1.5 GREEN	96
AC15NW	CAT. RING D.1.5 WHITE	96
AC15NY	CAT. RING D.1.5 YELLOW	96
AC15WB	CAT. RING D.1.5 SLASH WHITE	96
AC15WH	CAT. RING D.1.5 GROUND WHITE	96
AC15WM	CAT. RING D.1.5- WHITE	96
AC15WP	CAT. RING D.1.5 +WHITE	96
AC15WT	CAT. RING D.1.5. WHITE	96
AC15YB	CAT. RING D.1.5 SLASH YELLOW	96
AC15YH	CAT. RING D.1.5 GROUND YELLOW	96
AC15YM	CAT. RING D.1.5- YELLOW	96
AC15YP	CAT. RING D.1.5 + YELLOW	96
AC15YT	CAT. RING D.1.5. YELLOW	96
AC1I08	CAT. RING INT.0.8MM 1BROWN	96
AC1I15	CAT. RING INT.1.5MM 1 BROWN	96
AC1I20	CAT. RING INT.2.MM 1 BROWN	96
AC1I25	CAT. RING INT.2.5MM 1 BROWN	96
AC1I30	CAT. RING INT.3.MM 1 BROWN	96
AC1I35	CAT. RING INT.3.5MM 1 BROWN	96
AC1I45	CAT. RING INT.4.5MM 1 BROWN	96
AC1I60	CAT. RING INT.6.MM 1 BROWN	96
AC1W08	CAT. RING D.0.81 WHITE	96
AC1W15	CAT. RING D.1.51 WHITE	96
AC1W20	CAT. RING D.21 WHITE	96
AC1W25	CAT. RING D.2.51 WHITE	96
AC1W30	CAT. RING D.31 WHITE	96
AC1W35	CAT. RING D.3.51 WHITE	96
AC1W45	CAT. RING D.4.51 WHITE	96
AC1W60	CAT. RING D.61 WHITE	96
AC1Y08	CAT. RING D.0.81 YELLOW	96
AC1Y15	CAT. RING D.1.51 YELLOW	96
AC1Y20	CAT. RING D.21 YELLOW	96
AC1Y25	CAT. RING D.2.51 YELLOW	96
AC1Y30	CAT. RING D.31 YELLOW	96
AC1Y35	CAT. RING D.3.51 YELLOW	96
AC1Y45	CAT. RING D.4.51 YELLOW	96
AC1Y60	CAT. RING D.61 YELLOW	96
AC20NB	CAT. RING D.2 BROWN	96
AC20NG	CAT. RING D.2 GRAY	96
AC20NI	CAT. RING D.2 VIOLET	96
AC20NL	CAT. RING D.2 BLUE	96
AC20NN	CAT. RING D.2 BLACK	96
AC20N0	CAT. RING D.2 ORANGE	96
AC20NR	CAT. RING D.2 RED	96
AC20NV	CAT. RING D.2 GREEN	96
AC20NW	CAT. RING D.2 WHITE	96
AC20NY	CAT. RING D.2 YELLOW	96
AC20WB	CAT. RING D.2 SLASH WHITE	96
AC20WH	CAT. RING D.2 GROUND WHITE	96
AC20WM	CAT. RING D.2-WHITE	96
AC20WP	CAT. RING D.2 + WHITE	96
AC20WT	CAT. RING D.2. WHITE	96
AC20YB	CAT. RING D.2 SLASH YELLOW	96
AC20YH	CAT. RING D.2 GROUND YELLOW	96
AC20YM	CAT. RING D.2-YELLOW	96
AC20YP	CAT. RING D.2 + YELLOW	96
AC20YT	CAT. RING D.2. YELLOW	96
AC25NB	CAT. RING D.2.5 BROWN	96
AC25NG	CAT. RING D.2.5 GRAY	96
AC25NI	CAT. RING D.2.5 VIOLET	96
AC25NL	CAT. RING D.2.5 BLUE	96
AC25NN	CAT. RING D.2.5 BLACK	96

CODE	DESCRIPTION	PAGE
AC25N0	CAT. RING D.2.5 ORANGE	96
AC25NR	CAT. RING D.2.5 RED	96
AC25NV	CAT. RING D.2.5 GREEN	96
AC25NW	CAT. RING D.2.5 WHITE	96
AC25NY	CAT. RING D.2.5 YELLOW	96
AC25WB	CAT. RING D.2.5 SLASH WHITE	96
AC25WC	CAT. RING D.2.5 C.A. WHITE	96
AC25WH	CAT. RING D.2.5 GROUND WHITE	96
AC25WM	CAT. RING D.2.5-WHITE	96
AC25WP	CAT. RING D.2.5 +WHITE	96
AC25WT	CAT. RING D.2.5. WHITE	96
AC25WU	CAT. RING D.2.5 =	96
AC25YB	CAT. RING D.2.5 SLASH YELLOW	96
AC25YH	CAT. RING D.2.5 GROUND YELLOW	96
AC25YM	CAT. RING D .2.5-YELLOW	96
AC25YP	CAT. RING 0.2.5 +YELLOW	96
AC25YT	CAT. RING D.2.5. YELLOW	96
AC2I08	CAT. RING INT.0.82RED	96
AC2I15	CAT. RING INT.1.5MM2RED	96
AC2I20	CAT. RING INT.2.MM 2RED	96
AC2I25	CAT. RING INT.2.5MM 2RED	96
AC2I30	CAT. RING INT.3.MM 2RED	96
AC2I35	CAT. RING INT.3.5MM 2RED	96
AC2I45	CAT. RING INT.4.5MM 2RED	96
AC2I60	CAT. RING INT.6.MM 2RED	96
AC2W08	CAT. RING D.0.8 2 WHITE	96
AC2W15	CAT. RING D.1.5 2 WHITE	96
AC2W20	CAT. RING 2 2 WHITE	96
AC2W25	CAT. RING D.2.5 2 WHITE	96
AC2W30	CAT. RING D.3 2 WHITE	96
AC2W35	CAT. RING D.3.5 2 WHITE	96
AC2W45	CAT. RING D.4.5 2 WHITE	96
AC2W60	CAT. RING D.6 2 WHITE	96
AC2Y08	CAT. RING D.0.8 2 YELLOW	96
AC2Y15	CAT. RING D.1.5 2 YELLOW	96
AC2Y20	CAT. RING D.2 2 YELLOW	96
AC2Y25	CAT. RING D.2.5 2 YELLOW	96
AC2Y30	CAT. RING D.3 2 YELLOW	96
AC2Y35	CAT. RING D.3.5 2 YELLOW	96
AC2Y45	CAT. RING D.4.5 2 YELLOW	96
AC2Y60	CAT. RING D.6 2 YELLOW	96
AC30NB	CAT. RING D.3 BROWN	96
AC30NG	CAT. RING D.3 GRAY	96
AC30NI	CAT. RING D.3 VIOLET	96
AC30NL	CAT. RING D.3 BLUE	96
AC30NN	CAT. RING D.3 BLACK	96
AC30N0	CAT. RING D.3 ORANGE	96
AC30NR	CAT. RING D.3 RED	96
AC30NV	CAT. RING D.3 GREEN	96
AC30NW	CAT. RING D.3 WHITE	96
AC30NY	CAT. RING D.3 YELLOW	96
AC30WA	CAT. RING D.3-ALTERN.	96
AC30WB	CAT. RING D.3 SLASH WHITE	96
AC30WC	CAT. RING D.3 CA WHITE	96
AC30WH	CAT. RING D.3 GROUND WHITE	96
AC30WM	CAT. RING D.3 - WHITE	96
AC30WP	CAT. RING D.3 + WHITE	96
AC30WT	CAT. RING D.3. WHITE	96
AC30YB	CAT. RING D. 3 SLASH YELLOW	96
AC30YH	CAT. RING D.3 GROUND YELLOW	96
AC30YM	CAT. RING D.3 - YELLOW	96
AC30YP	CAT. RING D.3 + YELLOW	96
AC30YT	CAT. RING D.3. YELLOW	96
AC35NB	CAT. RING D.3.5 BROWN	96
AC35NG	CAT. RING D.3.6 GRAY	96
AC35NI	CAT. RING D.3.5 VIOLET	96
AC35NL	CAT. RING D.3.5 BLUE	96
AC35NN	CAT. RING D.3.5 BLACK	96

CODE	DESCRIPTION	PAGE
AC35N0	CAT. RING D.3.5 ORANGE	96
AC35NR	CAT. RING D.3.5 RED	96
AC35NV	CAT. RING D.3.5 GREEN	96
AC35NW	CAT. RING D.3.5 WHITE	96
AC35NY	CAT. RING D.3.5 YELLOW	96
AC35WB	CAT. RING D.3.5 SLASH WHITE	96
AC35WH	CAT. RING D.3.5 GROUND WHITE	96
AC35WM	CAT. RING D.3.5 - WHITE	96
AC35WP	CAT. RING D.3.5 + WHITE	96
AC35WT	CAT. RING D.3.5. WHITE	96
AC35YB	CAT. RING D.3.5 SLASH YELLOW	96
AC35YH	CAT. RING D.3.5 GROUND YELLOW	96
AC35YM	CAT. RING D.3.5 - YELLOW	96
AC35YP	CAT. RING D.3.5 + YELLOW	96
AC35YT	CAT. RING D.3.5. YELLOW	96
AC3I08	CAT. RING INT.0.8MM 3 ORANGE	96
AC3I15	CAT. RING INT.1.5MM 3 ORANGE	96
AC3I20	CAT. RING INT.2.MM 3 ORANGE	96
AC3I25	CAT. RING INT.2.5MM 3ORANGE	96
AC3I30	CAT. RING INT.3.MM 3ORANGE	96
AC3I35	CAT. RING INT.3.5MM 3ORANGE	96
AC3I45	CAT. RING INT.4.5MM 3ORANGE	96
AC3I60	CAT. RING INT.6.MM 3ORANGE	96
AC3W08	CAT. RING D.0.8 3 WHITE	96
AC3W15	CAT. RING D.1.5 3 WHITE	96
AC3W20	CAT. RING D.2 3 WHITE	96
AC3W25	CAT. RING D.2.5 3 WHITE	96
AC3W30	CAT. RING D.3 3 WHITE	96
AC3W35	CAT. RING D.3.5 3 WHITE	96
AC3W45	CAT. RING D.4.5 3 WHITE	96
AC3W60	CAT. RING D.6 3 WHITE	96
AC3Y08	CAT. RING D.0.8 3 YELLOW	96
AC3Y15	CAT. RING D.1.5 3 YELLOW	96
AC3Y20	CAT. RING D.2 3 YELLOW	96
AC3Y25	CAT. RING D.2.5 3 YELLOW	96
AC3Y30	CAT. RING D.3 3 YELLOW	96
AC3Y35	CAT. RING D.3.5 3 YELLOW	96
AC3Y45	CAT. RING D.4.5 3 YELLOW	96
AC3Y60	CAT. RING D.6 3 YELLOW	96
AC45NB	CAT. RING D.4.5 BROWN	96
AC45NG	CAT. RING D.4.5 GRAY	96
AC45NI	CAT. RING D.4.5 VIOLET	96
AC45NL	CAT. RING D.4.5 BLUE	96
AC45NN	CAT. RING D.4.5 BLACK	96
AC45N0	CAT. RING D.4.5 ORANGE	96
AC45NR	CAT. RING D.4.5 RED	96
AC45NV	CAT. RING D.4.5 GREEN	96
AC45NW	CAT. RING D.4.5 WHITE	96
AC45NY	CAT. RING D.4.5 YELLOW	96
AC45WB	CAT. RING D.4.5 SLASH WHITE	96
AC45WH	CAT. RING D.4.5 GROUND WHITE	96
AC45WM	CAT. RING D.4.5 - WHITE	96
AC45WP	CAT. RING D.4.5 + WHITE	96
AC45WT	CAT. RING D.4.5. WHITE	96
AC45YB	CAT. RING D.4.5 SLASH YELLOW	96
AC45YH	CAT. RING D.4.5 GROUND YELLOW	96
AC45YM	CAT. RING D.4.5-YELLOW	96
AC45YP	CAT. RING D.4.5 + YELLOW	96
AC45YT	CAT. RING D.4.5. YELLOW	96
AC4W08	CAT. RING D.0.8 4 WHITE	96
AC4W15	CAT. RING D.1.5 4 WHITE	96
AC4W20	CAT. RING D.2 4 WHITE	96
AC4W25	CAT. RING D.2.5 4 WHITE	96
AC4W30	CAT. RING D.3 4 WHITE	96

CODE	DESCRIPTION	PAGE
AC4W35	CAT. RING D.3.5 4 WHITE	96
AC4W45	CAT. RING D.4.5 4 WHITE	96
AC4W60	CAT. RING D.6 4 WHITE	96
AC4Y08	CAT. RING D.0.8 4 YELLOW	96
AC4Y15	CAT. RING D.1.5 4 YELLOW	96
AC4Y20	CAT. RING D.2 4 YELLOW	96
AC4Y25	CAT. RING D.2.5 4 YELLOW	96
AC4Y30	CAT. RING D.3 4 YELLOW	96
AC4Y35	CAT. RING D.3.5 4 YELLOW	96
AC4Y45	CAT. RING D.4.5 4 YELLOW	96
AC4Y60	CAT. RING D.6 4 YELLOW	96
AC5I08	CAT. RING INT.0.8MM 5GREEN	96
AC5I15	CAT. RING INT.1.5MM 5GREEN	96
AC5I20	CAT. RING INT.2.MM 5GREEN	96
AC5I25	CAT. RING INT.2.5MM 5GREEN	96
AC5I30	CAT. RING INT.3.MM 5GREEN	96
AC5I35	CAT. RING INT.3.5MM 5GREEN	96
AC5I45	CAT. RING INT.4.5MM 5GREEN	96
AC5I60	CAT. RING INT.6.MM 5GREEN	96
AC5W08	CAT. RING D.0.8 5 WHITE	96
AC5W15	CAT. RING D.1.5 5 WHITE	96
AC5W20	CAT. RING D.2 WHITE5	96
AC5W25	CAT. RING D.2.5 5 WHITE	96
AC5W30	CAT. RING D.3 WHITE5	96
AC5W35	CAT. RING D.3.5 5 WHITE	96
AC5W45	CAT. RING D.4.5 5 WHITE	96
AC5W60	CAT. RING D.6 5 WHITE	96
AC5Y08	CAT. RING D.0.8 5 YELLOW	96
AC5Y15	CAT. RING D.1.5 5 YELLOW	96
AC5Y20	CAT. RING D.2 5 YELLOW	96
AC5Y25	CAT. RING D.2.5 5 YELLOW	96
AC5Y30	CAT. RING D.3 5 YELLOW	96
AC5Y35	CAT. RING D.3.5 5 YELLOW	96
AC5Y45	CAT. RING D.4.5 5 YELLOW	96
AC5Y60	CAT. RING D.6 5 YELLOW	96
AC60NB	CAT. RING D.6 BROWN	96
AC60NG	CAT. RING D.6 GRAY	96
ACBONI	CAT. RING D.6 VIOLET	96
AC60NL	CAT. RING D.6 BLUE	96
AC60NN	CAT. RING D.6 BLACK	96
ACBONO	CAT. RING D.6 ORANGE	96
AC60NR	CAT. RING D.6 RED	96
ACBONV	CAT. RING D.6 GREEN	96
ACBONW	CAT. RING D.6 WHITE	96
AC60NY	CAT. RING D.6 YELLOW	96
AC60WB	CAT. RING D.6 SLASH WHITE	96
AC60WH	CAT. RING D.6 GROUND WHITE	96
AC60WM	CAT. RING D.6-WHITE	96
ACSOWP	CAT. RING D.6 + WHITE	96
AC60WT	CAT. RING D.6. WHITE	96
AC60YB	CAT. RING D.6 SLASH YELLOW	96
AC60YH	CAT. RING D.6 GROUND YELLOW	96
AC60YM	CAT. RING D.6-YELLOW	96
AC60YP	CAT. RING D.6 + YELLOW	96
AC60YT	CAT. RING D.6. YELLOW	96
AC6I08	CAT. RING INT.0.8MM 6BLUE	96
AC6I15	CAT. RING INT.1.5MM 6BLUE	96
AC6I20	CAT. RING INT.2.MM 6BLUE	96
AC6I25	CAT. RING INT.2.5MM 6BLUE	96
AC6I30	CAT. RING INT.3.MM 6BLUE	96
AC6I35	CAT. RING INT.3.5MM 6BLUE	96
AC6I45	CAT. RING INT.4.5MM 6BLUE	96
AC6I60	CAT. RING INT.6.MM 6BLUE	96
AC6W08	CAT. RING D.0.8 6 WHITE	96
AC6W15	CAT. RING D.1.5 6 WHITE	96
AC6W20	CAT. RING D.2 6 WHITE	96
AC6W25	CAT. RING D.2.5 6 WHITE	96
AC6W30	CAT. RING D.3 6 WHITE	96
AC6W35	CAT. RING D.3.5 6 WHITE	96

CODE	DESCRIPTION	PAGE
AC6W45	CAT. RING D. 4.5 6 WHITE	96
AC6W60	CAT. RING D.6 6 WHITE	96
AC6Y08	CAT. RING D. 0.8 6 YELLOW	96
AC6Y15	CAT. RING D. 1.5 6 YELLOW	96
AC6Y20	CAT. RING D. 2 6 YELLOW	96
AC6Y25	CAT. RING D. 2.5 6 YELLOW	96
AC6Y30	CAT. RING D. 3 6 YELLOW	96
AC6Y35	CAT. RING D. 3.5 6 YELLOW	96
AC6Y45	CAT. RING D. 4.5 6 YELLOW	96
AC6Y60	CAT. RING D. 6 6 YELLOW	96
AC7I08	CAT. RING INT.0.8MM 7VIOLET	96
AC7I15	CAT. RING INT.1.5MM 7VIOLET	96
AC7I20	CAT. RING INT.2.MM 7VIOLET	96
AC7I25	CAT. RING INT.2.5MM 7VIOLET	96
AC7I30	CAT. RING INT. 3MM 7VIOLET	96
AC7I35	CAT. RING INT.3.5MM 7VIOLET	96
AC7I45	CAT. RING INT.4.5MM 7VIOLET	96
AC7I60	CAT. RING INT.6.MM 7VIOLET	96
AC7W08	CAT. RING D.0.8 7 WHITE	96
AC7W15	CAT. RING D.1.5 7 WHITE	96
AC7W20	CAT. RING D.2 7 WHITE	96
AC7W25	CAT. RING D.2.5 7 WHITE	96
AC7W30	CAT. RING D.3 7 WHITE	96
AC7W35	CAT. RING D.3.5 7 WHITE	96
AC7W45	CAT. RING D.4.5 7 WHITE	96
AC7W60	CAT. RING D.6 7 WHITE	96
AC7Y08	CAT. RING D.0.8 7 YELLOW	96
AC7Y15	CAT. RING D.1.5 7 YELLOW	96
AC7Y20	CAT. RING D.2 7 YELLOW	96
AC7Y25	CAT. RING D.2.5 7 YELLOW	96
AC7Y30	CAT. RING D.3 7 YELLOW	96
AC7Y35	CAT. RING D.3.5 7 YELLOW	96
AC7Y45	CAT. RING D.4.5 7 YELLOW	96
AC7Y60	CAT. RING D.6 7 YELLOW	96
AC8I08	CAT. RING INT.0.8 8 GRAY	96
AC8I15	CAT. RING INT.1.5MM 8 GRAY	96
AC8I20	CAT. RING INT.2MM 8 GRAY	96
AC8I25	CAT. RING INT.2.5MM 8 GRAY	96
AC8I30	CAT. RING INT.3MM 8 GRAY	96
AC8I35	CAT. RING INT.3.5MM 8 GRAY	96
AC8I45	CAT. RING INT.4.5MM 8 GRAY	96
AC8I60	CAT. RING INT.6MM 8 GRAY	96
AC8W08	CAT. RING D.0.8 8 WHITE	96
AC8W15	CAT. RING D.1.5 8 WHITE	96
AC8W20	CAT. RING D.2 8 WHITE	96
AC8W25	CAT. RING D.2.5 8 WHITE	96
AC8W30	CAT. RING D.3 8 WHITE	96
AC8W35	CAT. RING D.3.5 8 WHITE	96
AC8W45	CAT. RING D.4.5 8 WHITE	96
AC8W60	CAT. RING D.6 8 WHITE	96
AC8Y08	CAT. RING D.0.8 8 YELLOW	96
AC8Y15	CAT. RING D.1.5 8 YELLOW	96
AC8Y20	CAT. RING D.2 8 YELLOW	96
AC8Y25	CAT. RING D.2.5 8 YELLOW	96
AC8Y30	CAT. RING D.3 8 YELLOW	96
AC8Y35	CAT. RING D.3.5 8 YELLOW	96
AC8Y45	CAT. RING D.4.5 8 YELLOW	96
AC8Y60	CAT. RING D.6 8 YELLOW	96
AC9W08	CAT. RING D.0.8 9 WHITE	96
AC9W15	CAT. RING D.1.5 9 WHITE	96
AC9W20	CAT. RING D.2 9 WHITE	96
AC9W25	CAT. RING D.2.5 9 WHITE	96
AC9W30	CAT. RING D.3 9 WHITE	96
AC9W35	CAT. RING D.3.5 9 WHITE	96
AC9W45	CAT. RING D.4.5 9 WHITE	96
AC9W60	CAT. RING D.6 9 WHITE	96
AC9Y08	CAT. RING D.0.8 9 YELLOW	96
AC9Y15	CAT. RING D.1.5 9 YELLOW	96
AC9Y20	CAT. RING D.2 9 YELLOW	96
AC9Y25	CAT. RING D.2.5 9 YELLOW	96
AC9Y30	CAT. RING D.3 9 YELLOW	96

CODE	DESCRIPTION	PAGE
AC9Y35	CAT. RING D.3.5 9 YELLOW	96
AC9Y45	CAT. RING D.4.5 9 YELLOW	96
AC9Y60	CAT. RING D.6 9 YELLOW	96
ACAP25	CAT. RING D.2.5A PINK	96
ACAW08	CAT. RING D.0.8 A WHITE	96
ACAW15	CAT. RING D.1.5A WHITE	96
ACAW20	CAT. RING D.2 A WHITE	96
ACAW25	CAT. RING D.2.5 A WHITE	96
ACAW30	CAT. RING D.3 A WHITE	96
ACAW35	CAT. RING D.3.5 A WHITE	96
ACAW45	CAT. RING D.4.5 A WHITE	96
ACAW60	CAT. RING D.6 A WHITE	96
ACAY08	CAT. RING D.0.8 A YELLOW	96
ACAY15	CAT. RING D.1.5A YELLOW	96
ACAY20	CAT. RING D.2 A YELLOW	96
ACAY25	CAT. RING D.2.5 A YELLOW	96
ACAY30	CAT. RING D.3 A YELLOW	96
ACAY35	CAT. RING D.3.5 A YELLOW	96
ACAY45	CAT. RING D.4.5 A YELLOW	96
ACAY60	CAT. RING D.6 A YELLOW	96
ACBP20	CAT. RING D.2BPINK	96
ACBW08	CAT. RING D.0.8 B WHITE	96
ACBW15	CAT. RING D.1.5B WHITE	96
ACBW20	CAT. RING D.2 B WHITE	96
ACBW25	CAT. RING D.2.5 B WHITE	96
ACBW30	CAT. RING D.3 B WHITE	96
ACBW35	CAT. RING D.3.5 B WHITE	96
ACBW45	CAT. RING D.4.5 B WHITE	96
ACBW60	CAT. RING D.6 B WHITE	96
ACBY08	CAT. RING D.0.8 B YELLOW	96
ACBY15	CAT. RING D.1.5B YELLOW	96
ACBY20	CAT. RING D.2 B YELLOW	96
ACBY25	CAT. RING D.2.5 B YELLOW	96
ACBY30	CAT. RING D.3 B YELLOW	96
ACBY35	CAT. RING D.3.5 B YELLOW	96
ACBY45	CAT. RING D.4.5 B YELLOW	96
ACBY60	CAT. RING D.6 B YELLOW	96
ACCA20	20-place chain drawer	97
ACCP20	CAT. RING D.2C PINK	96
ACCW08	CAT. RING D.0.8 C WHITE	96
ACCW15	CAT. RING D.1.5C WHITE	96
ACCW20	CAT. RING D.2 C WHITE	96
ACCW25	CAT. RING D.2.5 C WHITE	96
ACCW30	CAT. RING D.3 C WHITE	96
ACCW35	CAT. RING D.3.5 C WHITE	96
ACCW45	CAT. RING D.4.5 C WHITE	96
ACCW60	CAT. RING D.6 C WHITE	96
ACCY08	CAT. RING D.0.8 C YELLOW	96
ACCY15	CAT. RING D.1.5C YELLOW	96
ACCY20	CAT. RING D.2 C YELLOW	96
ACCY25	CAT. RING D.2.5 C YELLOW	96
ACCY30	CAT. RING D.3 C YELLOW	96
ACCY35	CAT. RING D.3.5 C YELLOW	96
ACCY45	CAT. RING D.4.5 C YELLOW	96
ACCY60	CAT. RING D.6 C YELLOW	96
ACDP08	CAT. RING D.0.8 DPINK	96
ACDW08	CAT. RING D.0.8 D WHITE	96
ACDW15	CAT. RING D.1.5D WHITE	96
ACDW20	CAT. RING D.2 D WHITE	96
ACDW25	CAT. RING D.2.5 D WHITE	96
ACDW30	CAT. RING D.3 D WHITE	96
ACDW35	CAT. RING D.3.5 D WHITE	96
ACDW45	CAT. RING D.4.5 D WHITE	96
ACDW60	CAT. RING D.6 D WHITE	96
ACDY08	CAT. RING D.0.8 D YELLOW	96
ACDY15	CAT. RING D.1.5D YELLOW	96
ACDY20	CAT. RING D.2 D YELLOW	96
ACDY25	CAT. RING D.2.5 D YELLOW	96
ACDY30	CAT. RING D.3 D YELLOW	96
ACDY35	CAT. RING D.3.5 D YELLOW	96
ACDY45	CAT. RING D.4.5 D YELLOW	96

CODE	DESCRIPTION	PAGE
ACDY60	CAT. RING D.6 D YELLOW	96
ACEW08	CAT. RING D.0.8 E WHITE	96
ACEW15	CAT. RING D.1.5 E WHITE	96
ACEW20	CAT. RING D.2 E WHITE	96
ACEW25	CAT. RING D.2.5 E WHITE	96
ACEW30	CAT. RING D.3 E WHITE	96
ACEW35	CAT. RING D.3.5 E WHITE	96
ACEW45	CAT. RING D.4.5 E WHITE	96
ACEW60	CAT. RING D.6 E WHITE	96
ACEY08	CAT. RING D.0.8 E YELLOW	96
ACEY15	CAT. RING D.1.5 E YELLOW	96
ACEY20	CAT. RING D.2 E YELLOW	96
ACEY25	CAT. RING D.2.5 E YELLOW	96
ACEY30	CAT. RING D.3 E YELLOW	96
ACEY35	CAT. RING D.3.5 E YELLOW	96
ACEY45	CAT. RING D.4.5 E YELLOW	96
ACEY60	CAT. RING D.6 E YELLOW	96
ACFW08	CAT. RING D.0.8 F WHITE	96
ACFW15	CAT. RING D.1.5F WHITE	96
ACFW20	CAT. RING D.2 F WHITE	96
ACFW25	CAT. RING D.2.5 F WHITE	96
ACFW30	CAT. RING D.3 F WHITE	96
ACFW35	CAT. RING D.3.5 F WHITE	96
ACFW45	CAT. RING D.4.5 F WHITE	96
ACFW60	CAT. RING D.6 F WHITE	96
ACFY08	CAT. RING D.0.8 F YELLOW	96
ACFY15	CAT. RING D.1.5F YELLOW	96
ACFY20	CAT. RING D.2 F YELLOW	96
ACFY25	CAT. RING D.2.5 F YELLOW	96
ACFY30	CAT. RING D.3 F YELLOW	96
ACFY35	CAT. RING D.3.5 F YELLOW	96
ACFY45	CAT. RING D.4.5 F YELLOW	96
ACFY60	CAT. RING D.6 F YELLOW	96
ACGW08	CAT. RING D.0.8G WHITE	96
ACGW15	CAT. RING D.1.5G WHITE	96
ACGW20	CAT. RING D.2 G WHITE	96
ACGW25	CAT. RING D.2.5G WHITE	96
ACGW30	CAT. RING D.3 G WHITE	96
ACGW35	CAT. RING D.3.5G WHITE	96
ACGW45	CAT. RING D.4.5G WHITE	96
ACGW60	CAT. RING D.6 G WHITE	96
ACGY08	CAT. RING D.0.8 G YELLOW	96
ACGY15	CAT. RING D.1.5G YELLOW	96
ACGY20	CAT. RING D.2 G YELLOW	96
ACGY25	CAT. RING D.2.5 G YELLOW	96
ACGY30	CAT. RING D.3 G YELLOW	96
ACGY35	CAT. RING D.3.5 G YELLOW	96
ACGY45	CAT. RING D.4.5 G YELLOW	96
ACGY60	CAT. RING D.6 G YELLOW	96
ACHW08	CAT. RING D.0.8 H WHITE	96
ACHW15	CAT. RING D.1.5H WHITE	96
ACHW20	CAT. RING D.2 H WHITE	96
ACHW25	CAT. RING D.2.5 H WHITE	96
ACHW30	CAT. RING D.3 H WHITE	96
ACHW35	CAT. RING D.3.5 H WHITE	96
ACHW45	CAT. RING D.4.5 H WHITE	96
ACHW60	CAT. RING D.6 H WHITE	96
ACHY08	CAT. RING D.0.8 H YELLOW	96
ACHY15	CAT. RING D.1.5H YELLOW	96
ACHY20	CAT. RING D.2 H YELLOW	96
ACHY25	CAT. RING D.2.5 H YELLOW	96
ACHY30	CAT. RING D.3 H YELLOW	96
ACHY35	CAT. RING D.3.5 H YELLOW	96
ACHY45	CAT. RING D.4.5 H YELLOW	96
ACHY60	CAT. RING D.6 H YELLOW	96
ACIW08	CAT. RING D.0.81 WHITE	96
ACIW15	CAT. RING D.1.51 WHITE	96
ACIW20	CAT. RING D.21 WHITE	96
ACIW25	CAT. RING D.2.51 WHITE	96
ACIW30	CAT. RING D.31 WHITE	96
ACIW35	CAT. RING D.3.51 WHITE	96

CODE	DESCRIPTION	PAGE
ACIW45	CAT. RING D.4.51 WHITE	96
ACIW60	CAT. RING D.61 WHITE	96
ACIY08	CAT. RING D.0.81 YELLOW	96
ACIY15	CAT. RING D.1.51 YELLOW	96
ACIY20	CAT. RING D.21 YELLOW	96
ACIY25	CAT. RING D.2.51 YELLOW	96
ACIY30	CAT. RING D.31 YELLOW	96
ACIY35	CAT. RING D.3.51 YELLOW	96
ACIY45	CAT. RING D.4.51 YELLOW	96
ACIY60	CAT. RING D.61 YELLOW	96
ACJW08	CAT. RING D.0.8 J WHITE	96
ACJW15	CAT. RING D.1.5J WHITE	96
ACJW20	CAT. RING D.2 J WHITE	96
ACJW25	CAT. RING D.2.5 J WHITE	96
ACJW30	CAT. RING D.3 J WHITE	96
ACJW35	CAT. RING D.3.5 J WHITE	96
ACJW45	CAT. RING D.4.5 J WHITE	96
ACJW60	CAT. RING D.6 J WHITE	96
ACJY08	CAT. RING D.0.8 J YELLOW	96
ACJY15	CAT. RING D.1.5J YELLOW	96
ACJY20	CAT. RING D.2 J YELLOW	96
ACJY25	CAT. RING D.2.5 J YELLOW	96
ACJY30	CAT. RING D.3 J YELLOW	96
ACJY35	CAT. RING D.3.5 J YELLOW	96
ACJY45	CAT. RING D.4.5 J YELLOW	96
ACJY60	CAT. RING D.6 J YELLOW	96
ACKW08	CAT. RING D.0.8 K WHITE	96
ACKW15	CAT. RING D.1.5K WHITE	96
ACKW20	CAT. RING D.2 K WHITE	96
ACKW25	CAT. RING D.2.5 K WHITE	96
ACKW30	CAT. RING D.3 K WHITE	96
ACKW35	CAT. RING D.3.5 K WHITE	96
ACKW45	CAT. RING D.4.5 K WHITE	96
ACKW60	CAT. RING D.6 K WHITE	96
ACKY08	CAT. RING D.0.8 K YELLOW	96
ACKY15	CAT. RING D.1.5K YELLOW	96
ACKY20	CAT. RING D.2 K YELLOW	96
ACKY25	CAT. RING D.2.5 K YELLOW	96
ACKY30	CAT. RING D.3 K YELLOW	96
ACKY35	CAT. RING D.3.5 K YELLOW	96
ACKY45	CAT. RING D.4.5 K YELLOW	96
ACKY60	CAT. RING D.6 K YELLOW	96
ACLW08	CAT. RING D.0.8 L WHITE	96
ACLW15	CAT. RING D.1.5L WHITE	96
ACLW20	CAT. RING D.2 L WHITE	96
ACLW25	CAT. RING D.2.5 L WHITE	96
ACLW30	CAT. RING D.3 L WHITE	96
ACLW35	CAT. RING D.3.5 L WHITE	96
ACLW45	CAT. RING D.4.5 L WHITE	96
ACLW60	CAT. RING D.6 L WHITE	96
ACLY08	CAT. RING D.0.8 L YELLOW	96
ACLY15	CAT. RING D.1.5L YELLOW	96
ACLY20	CAT. RING D.2 L YELLOW	96
ACLY25	CAT. RING D.2.5 L YELLOW	96
ACLY30	CAT. RING D.3 L YELLOW	96
ACLY35	CAT. RING D.3.5 L YELLOW	96
ACLY45	CAT. RING D.4.5 L YELLOW	96
ACLY60	CAT. RING D.6 L YELLOW	96
ACMW08	CAT. RING D.0.8 M WHITE	96
ACMW15	CAT. RING D.1.5 M WHITE	96
ACMW20	CAT. RING D.2 M WHITE	96
ACMW25	CAT. RING D.2.5 M WHITE	96
ACMW30	CAT. RING D.3 M WHITE	96
ACMW35	CAT. RING D.3.5 M WHITE	96
ACMW45	CAT. RING D.4.5 M WHITE	96
ACMW60	CAT. RING D.6 M WHITE	96
ACMY08	CAT. RING D.0.8 M YELLOW	96
ACMY15	CAT. RING D.1.5M YELLOW	96
ACMY20	CAT. RING D.2 M YELLOW	96
ACMY25	CAT. RING D.2.5 M YELLOW	96
ACMY30	CAT. RING D.3 M YELLOW	96

BRADY MT WHEN PERFORMANCE MATTERS MOST™

CODE	DESCRIPTION	PAGE
ACMY35	CAT. RING D.3.5M YELLOW	96
ACMY45	CAT. RING D.4.5M YELLOW	96
ACMY60	CAT. RING D.6M YELLOW	96
ACNW08	CAT. RING D.0.8N WHITE	96
ACNW15	CAT. RING D.1.5N WHITE	96
ACNW20	CAT. RING D.2N WHITE	96
ACNW25	CAT. RING D.2.5N WHITE	96
ACNW30	CAT. RING D.3N WHITE	96
ACNW35	CAT. RING D.3.5N WHITE	96
ACNW45	CAT. RING D.4.5N WHITE	96
ACNW60	CAT. RING D.6N WHITE	96
ACNY08	CAT. RING D.0.8N YELLOW	96
ACNY15	CAT. RING D.1.5N YELLOW	96
ACNY20	CAT. RING D.2N YELLOW	96
ACNY25	CAT. RING D.2.5N YELLOW	96
ACNY30	CAT. RING D.3N YELLOW	96
ACNY35	CAT. RING D.3.5N YELLOW	96
ACNY45	CAT. RING D.4.5N YELLOW	96
ACNY60	CAT. RING D.6N YELLOW	96
ACPW08	CAT. RING D.0.8P WHITE	96
ACPW15	CAT. RING D.1.5P WHITE	96
ACPW20	CAT. RING D.2P WHITE	96
ACPW25	CAT. RING D.2.5P WHITE	96
ACPW30	CAT. RING D.3P WHITE	96
ACPW35	CAT. RING D.3.5P WHITE	96
ACPW45	CAT. RING D.4.5P WHITE	96
ACPW60	CAT. RING D.6P WHITE	96
ACPY08	CAT. RING D.0.8P YELLOW	96
ACPY15	CAT. RING D.1.5P YELLOW	96
ACPY20	CAT. RING D.2P YELLOW	96
ACPY25	CAT. RING D.2.5P YELLOW	96
ACPY30	CAT. RING D.3P YELLOW	96
ACPY35	CAT. RING D.3.5P YELLOW	96
ACPY45	CAT. RING D.4.5P YELLOW	96
ACPY60	CAT. RING D.6P YELLOW	96
ACQW08	CAT. RING D.0.8Q WHITE	96
ACQW15	CAT. RING D.1.5Q WHITE	96
ACQW20	CAT. RING D.2Q WHITE	96
ACQW25	CAT. RING D.2.5Q WHITE	96
ACQW30	CAT. RING D.3Q WHITE	96
ACQW35	CAT. RING D.3.5 0. WHITE	96
ACQW45	CAT. RING D.4.5 0. WHITE	96
ACQW60	CAT. RING D.6Q WHITE	96
ACQY08	CAT. RING D.0.8Q YELLOW	96
ACQY15	CAT. RING D.1.5Q YELLOW	96
ACQY20	CAT. RING D.2Q YELLOW	96
ACQY25	CAT. RING D.2.5Q YELLOW	96
ACQY30	CAT. RING D.3Q YELLOW	96
ACQY35	CAT. RING D.3.5Q YELLOW	96
ACQY45	CAT. RING D.4.5Q YELLOW	96
ACQY60	CAT. RING D.6Q YELLOW	96
ACRW08	CAT. RING D.0.8R WHITE	96
ACRW15	CAT. RING D.1.5R WHITE	96
ACRW20	CAT. RING D.2R WHITE	96
ACRW25	CAT. RING D.2.5R WHITE	96
ACRW30	CAT. RING D.3R WHITE	96
ACRW35	CAT. RING D.3.5R WHITE	96
ACRW45	CAT. RING D.4.5R WHITE	96
ACRW60	CAT. RING D.6R WHITE	96
ACRY08	CAT. RING D.0.8R YELLOW	96
ACRY15	CAT. RING D.1.5R YELLOW	96
ACRY20	CAT. RING D.2R YELLOW	96
ACRY25	CAT. RING D.2.5R YELLOW	96
ACRY30	CAT. RING D.3R YELLOW	96
ACRY35	CAT. RING D.3.5R YELLOW	96
ACRY45	CAT. RING D.4.5R YELLOW	96
ACRY60	CAT. RING D.6R YELLOW	96
ACSPRI	ACS PRINTER LAMINATOR 5000	96
ACSW08	CAT. RING D.0.8 SWHITE	96
ACSW15	CAT. RING D.1.5 SWHITE	96

CODE	DESCRIPTION	PAGE
ACSW20	CAT. RING 0.2 SWHITE	96
ACSW25	CAT. RING D.2.5 SWHITE	96
ACSW30	CAT. RING 0.3 SWHITE	96
ACSW35	CAT. RING D.3.5 SWHITE	96
ACSW45	CAT. RING D.4.5 SWHITE	96
ACSW60	CAT. RING 0.6 SWHITE	96
ACSY08	CAT. RING D.0.8 S YELLOW	96
ACSY15	CAT. RING D.1.5S YELLOW	96
ACSY20	CAT. RING 0.2 S YELLOW	96
ACSY25	CAT. RING 0.2.5 S YELLOW	96
ACSY30	CAT. RING 0.3 S YELLOW	96
ACSY35	CAT. RING 0.3.5 S YELLOW	96
ACSY45	CAT. RING 0.4.5 S YELLOW	96
ACSY60	CAT. RING 0.6 S YELLOW	96
ACTR35	CAT. RING 0.3.5 T RED	96
ACTW08	CAT. RING D.0.8 T WHITE	96
ACTW15	CAT. RING D.1.5 T WHITE	96
ACTW20	CAT. RING D.2T WHITE	96
ACTW25	CAT. RING D.2.5 T WHITE	96
ACTW30	CAT. RING D.3T WHITE	96
ACTW35	CAT. RING D.3.5 T WHITE	96
ACTW45	CAT. RING D.4.5 T WHITE	96
ACTW60	CAT. RING D.6T WHITE	96
ACTY08	CAT. RING D.0.8 T YELLOW	96
ACTY15	CAT. RING D.1.5 T YELLOW	96
ACTY20	CAT. RING D.2T YELLOW	96
ACTY25	CAT. RING D.2.5 T YELLOW	96
ACTY30	CAT. RING D.3T YELLOW	96
ACTY35	CAT. RING D.3.5 T YELLOW	96
ACTY45	CAT. RING D.4.5 T YELLOW	96
ACTY60	CAT. RING D.6T YELLOW	96
ACUÏ30	CAT. RING D.3U1 WHITE	96
ACUW08	CAT. RING D.0.8U WHITE	96
ACUW15	CAT. RING D.1.5U WHITE	96
ACUW20	CAT. RING D.2U WHITE	96
ACUW25	CAT. RING D.2.5U WHITE	96
ACUW30	CAT. RING D.3U WHITE	96
ACUW35	CAT. RING D.3.5U WHITE	96
ACUW45	CAT. RING D.4.5U WHITE	96
ACUW60	CAT. RING D.6U WHITE	96
ACUY08	CAT. RING D.0.8 U YELLOW	96
ACUY15	CAT. RING D.1.5U YELLOW	96
ACUY20	CAT. RING D.2U YELLOW	96
ACUY25	CAT. RING D.2.5 U YELLOW	96
ACUY30	CAT. RING D.3U YELLOW	96
ACUY35	CAT. RING D.3.5 U YELLOW	96
ACUY45	CAT. RING D.4.5 U YELLOW	96
ACUY60	CAT. RING D.6U YELLOW	96
ACV130	CAT. RING D.3V1 WHITE	96
ACVW08	CAT. RING D.0.8 V WHITE	96
ACVW15	CAT. RING D.1.5 V WHITE	96
ACVW20	CAT. RING D.2V WHITE	96
ACVW25	CAT. RING D.2.5 V WHITE	96
ACVW30	CAT. RING D.3V WHITE	96
ACVW35	CAT. RING D.3.5 V WHITE	96
ACVW45	CAT. RING D.4.5 V WHITE	96
ACVW60	CAT. RING D.6V WHITE	96
ACVY08	CAT. RING D.0.8 V YELLOW	96
ACVY15	CAT. RING D.1.5 V YELLOW	96
ACVY20	CAT. RING D.2V YELLOW	96
ACVY25	CAT. RING D.2.5 V YELLOW	96
ACVY30	CAT. RING D.3 V YELLOW	96
ACVY35	CAT. RING D.3.5 V YELLOW	96
ACVY45	CAT. RING D.4.5 V YELLOW	96
ACVY60	CAT. RING D.6 V YELLOW	96
ACW130	CAT. RING D.3W1 WHITE	96
ACWW08	CAT. RING D.0.8 W WHITE	96
ACWW15	CAT. RING D.1.5 W WHITE	96
ACWW20	CAT. RING D.6 W WHITE	96
ACWW25	CAT. RING D.2.5 W WHITE	96

CODE	DESCRIPTION	PAGE
ACWW30	CAT. RING D.6 W WHITE	96
ACWW35	CAT. RING D.3.5 W WHITE	96
ACWW45	CAT.RING D.4.5WWHITE	96
ACWW60	CAT. RING D.6 W WHITE	96
ACWY08	CAT. RING D.0.8 W YELLOW	96
ACWY15	CAT. RING D.1.5 W YELLOW	96
ACWY20	CAT. RING D.2 W YELLOW	96
ACWY25	CAT. RING D.2.5 W YELLOW	96
ACWY30	CAT. RING D.3 W YELLOW	96
ACWY35	CAT. RING D.3.5 W YELLOW	96
ACWY45	CAT. RING D.4.5 W YELLOW	96
ACWY60	CAT. RING D.6 W YELLOW	96
ACXW08	CAT. RING D.0.8 X WHITE	96
ACXW15	CAT. RING D.1.5 X WHITE	96
ACXW20	CAT. RING D.2 XWHITE	96
ACXW25	CAT. RING D.2.5 X WHITE	96
ACXW30	CAT. RING D.3 X WHITE	96
ACXW35	CAT. RING D.3.5 X WHITE	96
ACXW45	CAT. RING D.4.5 X WHITE	96
ACXW60	CAT. RING D.6 X WHITE	96
ACXY08	CAT. RING D.0.8 X YELLOW	96
ACXY15	CAT. RING D.1.5 X YELLOW	96
ACXY20	CAT. RING D.2 X YELLOW	96
ACXY25	CAT. RING D.2.5 X YELLOW	96
ACXY30	CAT. RING D.3 X YELLOW	96
ACXY35	CAT. RING D.3.5 X YELLOW	96
ACXY45	CAT. RING D.4.5 X YELLOW	96
ACXY60	CAT. RING D.6 X YELLOW	96
ACYW08	CAT. RING D.0.8 Y WHITE	96
ACYW15	CAT. RING D.1.5 Y WHITE	96
ACYW20	CAT. RING D.2 Y WHITE	96
ACYW25	CAT. RING D.2.5 Y WHITE	96
ACYW30	CAT. RING D.3 Y WHITE	96
ACYW35	CAT. RING D.3.5 Y WHITE	96
ACYW45	CAT. RING D.4.5 Y WHITE	96
ACYW60	CAT. RING D.6 Y WHITE	96
ACYY08	CAT. RING D.0.8 Y YELLOW	96
ACYY15	CAT. RING D.1.5 Y YELLOW	96
ACYY20	CAT. RING D.2 Y YELLOW	96
ACYY25	CAT. RING D.2.5 Y YELLOW	96
ACYY30	CAT. RING D.3 Y YELLOW	96
ACYY35	CAT. RING D.3.5 Y YELLOW	96
ACYY45	CAT. RING D.4.5 Y YELLOW	96
ACYY60	CAT. RING D.6 Y YELLOW	96
ACZW08	CAT. RING D.0.8 Z WHITE	96
ACZW15	CAT. RING D.1.5 Z WHITE	96
ACZW20	CAT. RING D.2 Z WHITE	96
ACZW25	CAT. RING D.2.5 Z WHITE	96
ACZW30	CAT. RING D.3 Z WHITE	96
ACZW35	CAT. RING D.3.5 Z WHITE	96
ACZW45	CAT. RING D.4.5 Z WHITE	96
ACZW60	CAT. RING D.6 Z WHITE	96
ACZY08	CAT. RING D.0.8 Z YELLOW	96
ACZY15	CAT. RING D.1.5 Z YELLOW	96
ACZY20	CAT. RING D.2 Z YELLOW	96
ACZY25	CAT. RING D.2.5 Z YELLOW	96
ACZY30	CAT. RING D.3 Z YELLOW	96
ACZY35	CAT. RING D.3.5 Z YELLOW	96
ACZY45	CAT. RING D.4.5 Z YELLOW	96
ACZY60	CAT. RING D.6 Z YELLOW	96
AD.S035GR	PEN ADAPTER S035GR	17
AD.SA4074	MARKET ADAPTER SA4074	17
AELA09	SPRING RNG. D.9	98
AELA11	SPRNG.RNGICID.11	98
AELA13	SPRING RNG.D.13	98
AELA15	SPRING RNG.D.15	98
AELA18	SPRING RNG.D.18	98
AELA20	SPRING RNG.D.20	98
AELB09	SPRING RNG.D.9	98
AELB11	SPRING RNG.D.11	98

CODE	DESCRIPTION	PAGE
AELB13	SPRNG.RNG1CI D.13	98
AELB15	SPRNG.RNG D.15	98
AELB18	SPRNG.RNG1CI D.18	98
AELB20	SPRNG.RNG1CI D.20	98
AELC09	SPRNG.RNG D.9	98
AELC11	SPRNG.RNG1CID.11	98
AELC13	SPRNG.RNG1CI D.13	98
AELC15	SPRNG.RNG D.15	98
AELC18	SPRNG.RNG1CI D.18	98
AELC20	SPRNG.RNG D.20	98
AELD09	SPRNG.RNG1CI D.9	98
AELD11	SPRNG.RNG1CID.11	98
AELD13	SPRNG.RNG1CI D.13	98
AELD15	SPRNG.RNG1CI D.15	98
AELD18	SPRNG.RNG1CI D.18	98
AELD20	SPRNG.RNG D.20	98
AELE09	SPRNG.RNG D.9	98
AELE11	SPRNG.RNG D.11	98
AELE13	SPRNG.RNG D.13	98
AELE15	SPRNG.RNG D.15	98
AELE18	SPRNG.RNG D.18	98
AELE20	SPRNG.RNG D.20	98
AELF09	SPRNG.RNG D.9	98
AELF11	SPRNG.RNG D.11	98
AELF13	SPRNG.RNG D.13	98
AELF15	SPRNG.RNG D.15	98
AELF18	SPRNG.RNG D.18	98
AELF20	SPRNG.RNG D.20	98
AELG09	SPRNG.RNG D.9	98
AELG11	SPRNG.RNG D.11	98
AELG13	SPRNG.RNG D.13	98
AELG15	SPRNG.RNG D.15	98
AELG18	SPRNG.RNG D.18	98
AELG20	SPRNG.RNG D.20	98
AELH09	SPRNG.RNG D.9	98
AELH11	SPRNG.RNG D.11	98
AELH13	SPRNG.RNG D.13	98
AELH15	SPRNG.RNG D.15	98
AELH18	SPRNG.RNG D.18	98
AELH20	SPRNG.RNG D.20	98
AELI09	SPRNG.RNG D.9	98
AELI11	SPRNG.RNG D.11	98
AELI13	SPRNG.RNG D.13	98
AELI15	SPRNG.RNG D.15	98
AELI18	SPRNG.RNG D.18	98
AELI20	SPRNG.RNG D.20	98
AEU09	SPRNG.RNG D.9	98
AELJ11	SPRNG.RNG D.11	98
AELJ13	SPRNG.RNG D.13	98
AELJ15	SPRNG.RNG D.15	98
AELJ18	SPRNG.RNG D.18	98
AELJ20	SPRNG.RNG D.20	98
AELK09	SPRNG.RNG D.9	98
AELK11	SPRNG.RNG D.11	98
AELK13	SPRNG.RNG D.13	98
AELK15	SPRNG.RNG D.15	98
AELK18	SPRNG.RNG D.18	98
AELK20	SPRNG.RNG D.20	98
AELL09	SPRNG.RNG D.9	98
AELL11	SPRNG.RNG D.11	98
AELL13	SPRNG.RNG D.13	98
AELL15	SPRNG.RNG D.15	98
AELL18	SPRNG.RNG D.18	98
AELL20	SPRNG.RNG D.20	98
AELM09	SPRNG.RNG D.9	98
AELM11	SPRNG.RNG D.11	98
AELM13	SPRNG.RNG D.13	98
AELM15	SPRNG.RNG D.15	98
AELM18	SPRNG.RNG D.18	98
AELM20	SPRNG.RNG D.20	98
AELN09	SPRNG.RNG D.9	98

CODE	DESCRIPTION	PAGE
AELN11	SPRNG.RNG D.11	98
AELN13	SPRNG.RNG D.13	98
AELN15	SPRNG.RNG D.15	98
AELN18	SPRNG.RNG D.18	98
AELN20	SPRNG.RNG D.20	98
AEL009	SPRNG.RNG D.9	98
AEL011	SPRNG.RNG D.11	98
AEL013	SPRNG.RNG D.13	98
AEL015	SPRNG.RNG D.15	98
AEL018	SPRNG.RNG D.18	98
AEL020	SPRNG.RNG D.20	98
AELP09	SPRNG.RNG D.9	98
AELP11	SPRNG.RNG D.11	98
AELP13	SPRNG.RNG D.13	98
AELP15	SPRNG.RNG D.15	98
AELP18	SPRNG.RNG D.18	98
AELP20	SPRNG.RNG D.20	98
AELQ09	SPRNG.RNG D.9	98
AELQ11	SPRNG.RNG D.11	98
AELQ13	SPRNG.RNG D.13	98
AELQ15	SPRNG.RNG D.15	98
AELQ18	SPRNG.RNG D.18	98
AELQ20	SPRNG.RNG D.20	98
AELR09	SPRNG.RNG D.9	98
AELR11	SPRNG.RNG D.11	98
AELR13	SPRNG.RNG D.13	98
AELR15	SPRNG.RNG D.15	98
AELR18	SPRNG.RNG D.18	98
AELR20	SPRNG.RNG D.20	98
AELS09	SPRNG.RNG D.9	98
AELS11	SPRNG.RNG D.11	98
AELS13	SPRNG.RNG D.13	98
AELS15	SPRNG.RNG D.15	98
AELS18	SPRNG.RNG D.18	98
AELS20	SPRNG.RNG D.20	98
AELT09	SPRNG.RNG D.9	98
AELT11	SPRNG.RNG D.11	98
AELT13	SPRNG.RNG D.13	98
AELT15	SPRNG.RNG D.15	98
AELT18	SPRNG.RNG D.18	98
AELT20	SPRNG.RNG D.20	98
AELU09	SPRNG.RNG D.9	98
AELU11	SPRNG.RNG D.11	98
AELU13	SPRNG.RNG D.13	98
AELU15	SPRNG.RNG D.15	98
AELU18	SPRNG.RNG D.18	98
AELU20	SPRNG.RNG D.20	98
AELV09	SPRNG.RNG D.9	98
AELV11	SPRNG.RNG D.11	98
AELV13	SPRNG.RNG D.13	98
AELV15	SPRNG.RNG D.15	98
AELV18	SPRNG.RNG D.18	98
AELV20	SPRNG.RNG D.20	98
AELW09	SPRNG.RNG D.9	98
AELW11	SPRNG.RNG D.11	98
AELW13	SPRNG.RNG D.13	98
AELW15	SPRNG.RNG D.15	98
AELW18	SPRNG.RNG D.18	98
AELW20	SPRNG.RNG D.20	98
AELX09	SPRNG.RNG D.9	98
AELX11	SPRNG.RNG D.11	98
AELX13	SPRNG.RNG D.13	98
AELX15	SPRNG.RNG D.15	98
AELX18	SPRNG.RNG D.18	98
AELX20	SPRNG.RNG D.20	98
AELY09	SPRNG.RNG D.9	98
AELY11	SPRNG.RNG D.11	98
AELY13	SPRNG.RNG D.13	98
AELY15	SPRNG.RNG D.15	98
AELY18	SPRNG.RNG D.18	98
AELY20	SPRNG.RNG D.20	98

CODE	DESCRIPTION	PAGE
AELZ09	SPRNG.RNG D.9	98
AELZ11	SPRNG.RNG D.11	98
AELZ13	SPRNG.RNG D.13	98
AELZ15	SPRNG.RNG D.15	98
AELZ18	SPRNG.RNG D.18	98
AELZ20	SPRNG.RNG D.20	98
AEN009	SPRNG.RNG D.9 0	98
AEN011	SPRNG.RNG D.11 0	98
AEN013	SPRNG.RNG D.13 0	98
AEN015	SPRNG.RNG D.15 0	98
AEN018	SPRNG.RNG D.15 0	98
AEN020	SPRNG.RNG D.20 0	98
AEN109	SPRNG.RNG D.91	98
AEN111	SPRNG.RNG D.111	98
AEN113	SPRNG.RNG D.131	98
AEN115	SPRNG.RNG D.151	98
AEN118	SPRNG.RNG D.181	98
AEN120	SPRNG.RNG D.201	98
AEN209	SPRNG.RNG D.9 2	98
AEN211	SPRNG.RNG D.11 2	98
AEN213	SPRNG.RNG D.13 2	98
AEN215	SPRNG.RNG D.15 2	98
AEN218	SPRNG.RNG D.18 2	98
AEN220	SPRNG.RNG D.20 2	98
AEN309	SPRNG.RNG D.9 3	98
AEN311	SPRNG.RNG D.11 3	98
AEN313	SPRNG.RNG D.13 3	98
AEN318	SPRNG.RNG D.18 3	98
AEN409	SPRNG.RNG D.9 4	98
AEN411	SPRNG.RNG D.11 4	98
AEN413	SPRNG.RNG D.13 4	98
AEN415	SPRNG.RNG D.15 4	98
AEN418	SPRNG.RNG D.18 4	98
AEN420	SPRNG.RNG D.20 4	98
AEN509	SPRNG.RNG D.9 5	98
AEN511	SPRNG.RNG D.11 5	98
AEN513	SPRNG.RNG D.13 5	98
AEN515	SPRNG.RNG D.15 5	98
AEN518	SPRNG.RNG D.18 5	98
AEN520	SPRNG.RNG D.20 5	98
AEN609	SPRNG.RNG D.9 6	98
AEN611	SPRNG.RNG D.11 6	98
AEN613	SPRNG.RNG D.13 6	98
AEN615	SPRNG.RNG D.15 6	98
AEN618	SPRNG.RNG D.18 6	98
AEN620	SPRNG.RNG D.20 6	98
AEN709	SPRNG.RNG D.9 7	98
AEN711	SPRNG.RNG D.11 7	98
AEN713	SPRNG.RNG D.13 7	98
AEN715	SPRNG.RNG D.15 7	98
AEN718	SPRNG.RNG D.18 7	98
AEN720	SPRNG.RNG D.20 7	98
AEN809	SPRNG.RNG D.9 8	98
AEN811	SPRNG.RNG D.11 8	98
AEN813	SPRNG.RNG D.13 8	98
AEN815	SPRNG.RNG D.15 8	98
AEN818	SPRNG.RNG D.18 8	98
AEN820	SPRNG.RNG D.20 8	98
AEN909	SPRNG.RNG D.9 9	98
AEN911	SPRNG.RNG D.11 9	98
AEN913	SPRNG.RNG D.13 9	98
AEN915	SPRNG.RNG D.15 9	98
AEN918	SPRNG.RNG D.18 9	98
AEN920	SPRNG.RNG D.20 9	98
AILA20	INDEX RINGS D.2	98
AILA25	INDEX RINGS D.2.5	98
AILA30	INDEX RINGS D.3	98
AILA35	INDEX RINGS D.3.5	98
AILA40	INDEX RINGS D.4	98
AILA45	INDEX RINGS D.4.5	98
AILA50	INDEX RINGS D.5	98

BRADY MT
WHEN PERFORMANCE MATTERS MOST™

CODE	DESCRIPTION	PAGE
AILA55	INDEX RINGS D.5.5	98
AILA60	INDEX RINGS D.6	98
AILA70	INDEX RINGS D.7	98
AILA80	INDEX RINGS D.8	98
AILB20	INDEX RINGS D.2	98
AILB25	INDEX RINGS D.2.5	98
AILB30	INDEX RINGS D.3	98
AILB35	INDEX RINGS D.3.5	98
AILB40	INDEX RINGS D.4	98
AILB45	INDEX RINGS D.4.5	98
AILB50	INDEX RINGS D.5	98
AILB55	INDEX RINGS D.5.5	98
AILB60	INDEX RINGS D.6	98
AILB70	INDEX RINGS D.7	98
AILB80	INDEX RINGS D.8	98
AILC20	INDEX RINGS D.2	98
AILC25	INDEX RINGS D.2.5	98
AILC30	INDEX RINGS D.3	98
AILC35	INDEX RINGS D.3.5	98
AILC40	INDEX RINGS D.4	98
AILC45	INDEX RINGS D.4.5	98
AILC50	INDEX RINGS D.5	98
AILC55	INDEX RINGS D.5.5	98
AILC60	INDEX RINGS D.6	98
AILC70	INDEX RINGS D.7	98
AILC80	INDEX RINGS D.8	98
AILD20	INDEX RINGS D.2	98
AILD25	INDEX RINGS D.2.5	98
AILD30	INDEX RINGS D.3	98
AILD35	INDEX RINGS D.3.5	98
AILD40	INDEX RINGS D.4	98
AILD45	INDEX RINGS D.4.5	98
AILD50	INDEX RINGS D.5	98
AILD55	INDEX RINGS D.5.5	98
AILD60	INDEX RINGS D.6	98
AILD70	INDEX RINGS D.7	98
AILD80	INDEX RINGS D.8	98
AILE20	INDEX RINGS D.2	98
AILE25	INDEX RINGS D.2.5	98
AILE30	INDEX RINGS D.3	98
AILE35	INDEX RINGS D.3.5	98
AILE40	INDEX RINGS D.4	98
AILE45	INDEX RINGS D.4.5	98
AILE50	INDEX RINGS D.5	98
AILE55	INDEX RINGS D.5.5	98
AILE60	INDEX RINGS D.6	98
AILE70	INDEX RINGS D.7	98
AILE80	INDEX RINGS D.8	98
AILF20	INDEX RINGS D.2	98
AILF25	INDEX RINGS D.2.5	98
AILF30	INDEX RINGS D.3	98
AILF35	INDEX RINGS D.3.5	98
AILF40	INDEX RINGS D.4	98
AILF45	INDEX RINGS D.4.5	98
AILF50	INDEX RINGS D.5	98
AILF55	INDEX RINGS D.5.5	98
AILF60	INDEX RINGS D.6	98
AILF70	INDEX RINGS D.7	98
AILF80	INDEX RINGS D.8	98
AILG20	INDEX RINGS D.2	98
AILG25	INDEX RINGS D.2.5	98
AILG30	INDEX RINGS D.3	98
AILG35	INDEX RINGS D.3.5	98
AILG40	INDEX RINGS D.4	98
AILG45	INDEX RINGS D.4.5	98
AILG50	INDEX RINGS D.5	98
AILG55	INDEX RINGS D.5.5	98
AILG60	INDEX RINGS D.6	98
AILG70	INDEX RINGS D.7	98
AILG80	INDEX RINGS D.8	98
AILH20	INDEX RINGS D.2	98

CODE	DESCRIPTION	PAGE
AILH25	INDEX RINGS D.2.5	98
AILH30	INDEX RINGS D.3	98
AILH35	INDEX RINGS D.3.5	98
AILH40	INDEX RINGS D.4	98
AILH45	INDEX RINGS D.4.5	98
AILH50	INDEX RINGS D.5	98
AILH55	INDEX RINGS D.5.5	98
AILH60	INDEX RINGS D.6	98
AILH70	INDEX RINGS D.7	98
AILH80	INDEX RINGS D.8	98
AILI20	INDEX RINGS D.2	98
AILI25	INDEX RINGS D.2.5	98
AILI30	INDEX RINGS D.3	98
AILI35	INDEX RINGS D.3.5	98
AILI40	INDEX RINGS D.4	98
AILI45	INDEX RINGS D.4.5	98
AILI50	INDEX RINGS D.5	98
AILI55	INDEX RINGS D.5.5	98
AILI60	INDEX RINGS D.6	98
AILI70	INDEX RINGS D.7	98
AILI80	INDEX RINGS D.8	98
AIU20	INDEX RINGS D.2	98
AIU25	INDEX RINGS D.2.5	98
AILJ30	INDEX RINGS D.3	98
AIU35	INDEX RINGS D.3.5	98
AIU40	INDEX RINGS D.4	98
AIU45	INDEX RINGS D.4.5	98
AIU50	INDEX RINGS D.5	98
AIU55	INDEX RINGS D.5.5	98
AIU60	INDEX RINGS D.6	98
AILJ70	INDEX RINGS D.7	98
AIU80	INDEX RINGS D.8	98
AILK20	INDEX RINGS D.2	98
AILK25	INDEX RINGS D.2.5	98
AILK30	INDEX RINGS D.3	98
AILK35	INDEX RINGS D.3.5	98
AILK40	INDEX RINGS D.4	98
AILK45	INDEX RINGS D.4.5	98
AILK50	INDEX RINGS D.5	98
AILK55	INDEX RINGS D.5.5	98
AILK60	INDEX RINGS D.6	98
AILK70	INDEX RINGS D.7	98
AILK80	INDEX RINGS D.8	98
AILL20	INDEX RINGS D.2	98
AILL25	INDEX RINGS D.2.5	98
AILL30	INDEX RINGS D.3	98
AILL35	INDEX RINGS D.3.5	98
AILL40	INDEX RINGS D.4	98
AILL45	INDEX RINGS D.4.5	98
AILL50	INDEX RINGS D.5	98
AILL55	INDEX RINGS D.5.5	98
AILL60	INDEX RINGS D.6	98
AILL70	INDEX RINGS D.7	98
AILL80	INDEX RINGS D.8	98
AILM20	INDEX RINGS D.2	98
AILM25	INDEX RINGS D.2.5	98
AILM30	INDEX RINGS D.3	98
AILM35	INDEX RINGS D.3.5	98
AILM40	INDEX RINGS D.4	98
AILM45	INDEX RINGS D.4.5	98
AILM50	INDEX RINGS D.5	98
AILM55	INDEX RINGS D.5.5	98
AILM60	INDEX RINGS D.6	98
AILM70	INDEX RINGS D.7	98
AILM80	INDEX RINGS D.8	98
AILN20	INDEX RINGS D.2	98
AILN25	INDEX RINGS D.2.5	98
AILN30	INDEX RINGS D.3	98
AILN35	INDEX RINGS D.3.5	98
AILN40	INDEX RINGS D.4	98
AILN45	INDEX RINGS D.4.5	98

CODE	DESCRIPTION	PAGE
AILN50	INDEX RINGS D.5	98
AILN55	INDEX RINGS D.5.5	98
AILN60	INDEX RINGS D.6	98
AILN70	INDEX RINGS D.7	98
AILN80	INDEX RINGS D.8	98
AIL020	INDEX RINGS D.2	98
AIL025	INDEX RINGS D.2.5	98
AIL030	INDEX RINGS D.3	98
AIL035	INDEX RINGS D.3.5	98
AIL040	INDEX RINGS D.4	98
AIL045	INDEX RINGS D.4.5	98
AIL050	INDEX RINGS D.5	98
AIL055	INDEX RINGS D.5.5	98
AIL060	INDEX RINGS D.6	98
AIL070	INDEX RINGS D.7	98
AIL080	INDEX RINGS D.8	98
AILP20	INDEX RINGS D.2	98
AILP25	INDEX RINGS D.2.5	98
AILP35	INDEX RINGS D.3.5	98
AILP40	INDEX RINGS D.4	98
I AILP45	INDEX RINGS D.4.5	98
AILP50	INDEX RINGS D.5	98
AILP55	INDEX RINGS D.5.5	98
AILP60	INDEX RINGS D.6	98
AILP70	INDEX RINGS D.7	98
AILP80	INDEX RINGS D.8	98
AILQ20	INDEX RINGS D.2	98
AILQ25	INDEX RINGS D.2.5	98
AILQ30	INDEX RINGS D.3	98
AILQ35	INDEX RINGS D.3.5	98
AILQ40	INDEX RINGS D.4	98
AILQ45	INDEX RINGS D.4.5	98
AILQ50	INDEX RINGS D.5	98
AILQ55	INDEX RINGS D.5.5	98
AILQ60	INDEX RINGS D.6	98
AILQ70	INDEX RINGS D.7	98
AILQ80	INDEX RINGS D.8	98
AILR20	INDEX RINGS D.2	98
AILR25	INDEX RINGS D.2.5	98
AILR30	INDEX RINGS D.3	98
AILR35	INDEX RINGS D.3.5	98
AILR40	INDEX RINGS D.4	98
AILR45	INDEX RINGS D.4.5	98
AILR50	INDEX RINGS D.5	98
AILR55	INDEX RINGS D.5.5	98
AILR60	INDEX RINGS D.6	98
AILR70	INDEX RINGS D.7	98
AILR80	INDEX RINGS D.8	98
AILS20	INDEX RINGS D.2	98
AILS25	INDEX RINGS D.2.5	98
AILS30	INDEX RINGS D.3	98
AILS35	INDEX RINGS D.3.5	98
AILS40	INDEX RINGS D.4	98
AILS45	INDEX RINGS D.4.5	98
AILS50	INDEX RINGS D.5	98
AILS55	INDEX RINGS D.5.5	98
AILS60	INDEX RINGS D.6	98
AILS70	INDEX RINGS D.7	98
AILS80	INDEX RINGS D.8	98
AILT20	INDEX RINGS D.2	98
AILT25	INDEX RINGS D.2.5	98
AILT30	INDEX RINGS D.3	98
AILT35	INDEX RINGS D.3.5	98
AILT40	INDEX RINGS D.4	98
AILT45	INDEX RINGS D.4.5	98
AILT50	INDEX RINGS D.5	98
. AILT55	INDEX RINGS D.5.5	98
AILT60	INDEX RINGS D.6	98
AILT70	INDEX RINGS D.7	98
AILT80	INDEX RINGS D.8	98
AILU20	INDEX RINGS D.2	98

CODE	DESCRIPTION	PAGE
AILU25	INDEX RINGS D.2.5	98
AILU30	INDEX RINGS D.3	98
AILU35	INDEX RINGS D.3.5	98
AILU40	INDEX RINGS D.4	98
AILU45	INDEX RINGS D.4.5	98
AILU50	INDEX RINGS D.5	98
AILU55	INDEX RINGS D.5.5	98
AILU60	INDEX RINGS D.6	98
AILU70	INDEX RINGS D.7	98
AILU80	INDEX RINGS D.8	98
AILV20	INDEX RINGS D.2	98
AILV25	INDEX RINGS D.2.5	98
AILV30	INDEX RINGS D.3	98
AILV35	INDEX RINGS D.3.5	98
AILV40	INDEX RINGS D.4	98
AILV45	INDEX RINGS D.4.5	98
AILV50	INDEX RINGS D.5	98
AILV55	INDEX RINGS D.5.5	98
AILV60	INDEX RINGS D.6	98
AILV70	INDEX RINGS D.7	98
AILV80	INDEX RINGS D.8	98
AILW20	INDEX RINGS D.2	98
AILW25	INDEX RINGS D.2.5	98
AILW30	INDEX RINGS D.3	98
AILW35	INDEX RINGS D.3.5	98
AILW40	INDEX RINGS D.4	98
AILW45	INDEX RINGS D.4.5	98
AILW50	INDEX RINGS D.5	98
AILW55	INDEX RINGS D.5.5	98
AILW60	INDEX RINGS D.6	98
AILW70	INDEX RINGS D.7	98
AILW80	INDEX RINGS D.8	98
AILX20	INDEX RINGS D.2	98
AILX25	INDEX RINGS D.2.5	98
AILX30	INDEX RINGS D.3	98
AILX35	INDEX RINGS D.3.5	98
AILX40	INDEX RINGS D.4	98
AILX45	INDEX RINGS D.4.5	98
AILX50	INDEX RINGS D.5	98
AILX55	INDEX RINGS D.5.5	98
AILX60	INDEX RINGS D.6	98
AILX70	INDEX RINGS D.7	98
AILX80	INDEX RINGS D.8	98
AILY20	INDEX RINGS D.2	98
AILY25	INDEX RINGS D.2.5	98
AILY30	INDEX RINGS D.3	98
AILY35	INDEX RINGS D.3.5	98
AILY40	INDEX RINGS D.4	98
AILY45	INDEX RINGS D.4.5	98
AILY50	INDEX RINGS D.5	98
AILY55	INDEX RINGS D.5.5	98
AILY60	INDEX RINGS D.6	98
AILY70	INDEX RINGS D.7	98
AILY80	INDEX RINGS D.8	98
AILZ20	INDEX RINGS D.2	98
AILZ25	INDEX RINGS D.2.5	98
AIL230	INDEX RINGS D.3	98
AILZ35	INDEX RINGS D.3.5	98
AILZ40	INDEX RINGS D.4	98
AILZ45	INDEX RINGS D.4.5	98
AILZ50	INDEX RINGS D.5	98
AIL255	INDEX RINGS D.5.5	98
AIL7.60	INDEX RINGS D.6	98
AILZ70	INDEX RINGS D.7	98
AILZ80	INDEX RINGS D.8	98
AIN020	INDEX RINGS D.2	98
AIN025	INDEX RINGS D.2.5	98
AIN030	INDEX RINGS D.3	98
AIN035	INDEX RINGS D.3.5	98
AIN040	INDEX RINGS D.4	98
AIN045	INDEX RINGS D.4.5	98

CODE	DESCRIPTION	PAGE
AIN050	INDEX RINGS D.5	98
AIN055	INDEX RINGS D.5.5	98
AIN060	INDEX RINGS D.6	98
AIN070	INDEX RINGS D.7	98
AIN080	INDEX RINGS D.8	98
AIN120	INDEX RINGS D.2	98
AIN125	INDEX RINGS D.2.5	98
AIN130	INDEX RINGS D.3	98
AIN135	INDEX RINGS D.3.5	98
AIN140	INDEX RINGS D.4	98
AIN145	INDEX RINGS D.4.5	98
AIN150	INDEX RINGS D.5	98
AIN155	INDEX RINGS D.5.5	98
AIN160	INDEX RINGS D.6	98
AIN170	INDEX RINGS D.7	98
AIN180	INDEX RINGS D.8	98
AIN220	INDEX RINGS D.2	98
AIN225	INDEX RINGS D.2.5	98
AIN230	INDEX RINGS D.3	98
AIN235	INDEX RINGS D.3.5	98
AIN240	INDEX RINGS D.4	98
AIN245	INDEX RINGS D.4.5	98
AIN250	INDEX RINGS D.5	98
AIN255	INDEX RINGS D.5.5	98
AIN260	INDEX RINGS D.6	98
AIN270	INDEX RINGS D.7	98
AIN280	INDEX RINGS D.8	98
AIN320	INDEX RINGS D.2	98
AIN325	INDEX RINGS D.2.5	98
AIN330	INDEX RINGS D.3	98
AIN335	INDEX RINGS D.3.5	98
AIN340	INDEX RINGS D.4	98
AIN345	INDEX RINGS D.4.5	98
AIN350	INDEX RINGS D.5	98
AIN355	INDEX RINGS D.5.5	98
AIN360	INDEX RINGS D.6	98
AIN370	INDEX RINGS D.7	98
AIN380	INDEX RINGS D.8	98
AIN420	INDEX RINGS D.2	98
AIN425	INDEX RINGS D.2.5	98
AIN430	INDEX RINGS D.3	98
AIN435	INDEX RINGS D.3.5	98
AIN440	INDEX RINGS D.4	98
AIN445	INDEX RINGS D.4.5	98
AIN450	INDEX RINGS D.5	98
AIN455	INDEX RINGS D.5.5	98
AIN460	INDEX RINGS D.6	98
AIN470	INDEX RINGS D.7	98
AIN480	INDEX RINGS D.8	98
AIN520	INDEX RINGS D.2	98
AIN525	INDEX RINGS D.2.5	98
AIN530	INDEX RINGS D.3	98
AIN535	INDEX RINGS D.3.5	98
AIN540	INDEX RINGS D.4	98
AIN545	INDEX RINGS D.4.5	98
AIN550	INDEX RINGS D.5	98
AIN555	INDEX RINGS D.5.5	98
AIN560	INDEX RINGS D.6	98
AIN570	INDEX RINGS D.7	98
AIN580	INDEX RINGS D.8	98
AIN620	INDEX RINGS D.2	98
AIN625	INDEX RINGS D.2.5	98
AIN630	INDEX RINGS D.3	98
AIN635	INDEX RINGS D.3.5	98
AIN640	INDEX RINGS D.4	98
AIN645	INDEX RINGS D.4.5	98
AIN650	INDEX RINGS D.5	98
AIN655	INDEX RINGS D.5.5	98
AIN660	INDEX RINGS D.6	98
AIN670	INDEX RINGS D.7	98
AIN680	INDEX RINGS D.8	98

CODE	DESCRIPTION	PAGE
AIN720	INDEX RINGS D.2	98
AIN725	INDEX RINGS D.2.5	98
AIN730	INDEX RINGS D.3	98
AIN735	INDEX RINGS D.3.5	98
AIN740	INDEX RINGS D.4	98
AIN745	INDEX RINGS D.4.5	98
AIN750	INDEX RINGS D.5	98
AIN755	INDEX RINGS D.5.5	98
AIN760	INDEX RINGS D.6	98
AIN770	INDEX RINGS D.7	98
AIN780	INDEX RINGS D.8	98
AIN820	INDEX RINGS D.2	98
AIN825	INDEX RINGS D.2.5	98
AIN830	INDEX RINGS D.3	98
AIN835	INDEX RINGS D.3.5	98
AIN840	INDEX RINGS D.4	98
AIN845	INDEX RINGS D.4.5	98
AIN850	INDEX RINGS D.5	98
AIN855	INDEX RINGS D.5.5	98
AIN860	INDEX RINGS D.6	98
AIN870	INDEX RINGS D.7	98
AIN880	INDEX RINGS D.8	98
AIN895	INDEX RINGS D.4.5	98
AIN920	INDEX RINGS D.2	98
AIN925	INDEX RINGS D.2.5	98
AIN930	INDEX RINGS D.3	98
AIN935	INDEX RINGS D.3.5	98
AIN940	INDEX RINGS D.4	98
AIN950	INDEX RINGS D.5	98
AIN955	INDEX RINGS D.5.5	98
AIN960	INDEX RINGS D.6	98
AIN970	INDEX RINGS D.7	98
AIN980	INDEX RINGS D.8	98
AS2BBB	AD.SIDE ENTRY BROWN 2.3MM	102
AS2GGG	AD.SIDE ENTRY GRAY 2.3MM	102
AS2I00	AD.SIDE ENTRY BLK2.3MM0	102
AS2I01	AD.SIDE ENTRY BRW 2.3MM 1 AS2I01 1200	102
AS2I02	AD.SIDEENTRYRD2.3MM2	102
AS2I03	AD.SIDEENTRY0R2.3MM3	102
AS2I05	AD.SIDEENTRYGRN2.3MM5	102
AS2I06	AD.SIDEENTRYBL2.3MM6	102
AS2I07	AD.SIDEENTRYVI0 2.3MM7	102
AS2I08	AD.SIDEENTRYGRY2.3MM8	102
AS2III	AD.SIDE ENTRY VIOLET 2.3MM	102
AS2LLL	AD.SIDE ENTRY BLUE 2.3MM	102
AS2NNN	AD.SIDE ENTRY BLACK 2.3MM	102
AS2000	AD.SIDE ENTRY ORANGE 2.3MM	102
AS2RRR	AD.SIDE ENTRY RED 2.3MM	102
AS2VW	AD.SIDE ENTRY GREEN 2.3MM	102
AS2WSA	AD.SIDE ENTRY WHITE 2.3MM AC CURRENT	103
AS2WSB	AD.SIDE ENTRY WHITE2.3MM SLASH	103
AS2WSF	AD.SIDE ENTRY WHITE2.3MM DELTA	103
AS2WSH	AD.SIDE ENTRY WHITE2.3MM GROUND	103
AS2WSL	AD.SIDE ENTRY WHITE 2.3MM LT. ARROW	103
AS2WSM	AD.SIDE ENTRY WHITE 2.3MM MINUS	103
AS2WSP	AD.SIDE ENTRY WHITE 2.3MM PLUS	103
AS2WSR	AD.SIDE ENTRY WHITE 2.3MM RT. ARROW	103
AS2WWW	AD.SIDE ENTRY WHITE2.3MM	102
AS2YSD	AD.SIDE ENTRY YELLOW 2.3MM :	103
AS2YSE	AD.SIDE ENTRY YELLOW 2.3MM EQUALS	103
AS2YSX	AD.SIDE ENTRY WHITE 2.3MM *	103

BRADY WHEN PERFORMANCE MATTERS MOST™ MT

CODE	DESCRIPTION	PAGE
AS2YYY	AD.SIDE ENTRY YELLOW 2.3MM	102
AS3BBB	AD.SIDE ENTRY BROWN 3MM	102
AS3GGG	AD.SIDE ENTRY GRAY 3MM	102
AS3I00	AD.SIDE ENTRY BLK3MM0	102
AS3I01	AD.SIDE ENTRY BRW3MM1	102
AS3I02	AD.SIDEENTRYRD3MM2	102
AS3I03	AD.SIDEENTRY0R3MM3	102
AS3I05	AD.SIDEENTRYGRN3MM5	102
AS3I06	AD.SIDEENTRYBL3MM6	102
AS3I07	AD.SIDEENTRYVI03MM7	102
AS3I08	AD.SIDEENTRYGRY3MM8	102
AS3III	AD.SIDE ENTRY VIOLET 3MM	102
AS3LLL	AD.SIDE ENTRY BLUE 3MM	102
AS3NNN	AD.SIDE ENTRY BLACK 3MM	102
AS3000	AD.SIDE ENTRY ORANGE 3MM	102
AS3RRR	AD.SIDE ENTRY RED 3MM	102
AS3WW	AD.SIDE ENTRY GREEN 3MM	102
AS3WWW	AD.SIDE ENTRY WHITE 3MM	102
AS3YYY	AD.SIDE ENTRY YELLOW 3MM	102
BAK010	BAKEUTE NATURAL 11x1	176
BAK020	BAKEUTE NATURAL 2	176
BAK030	BAKEUTE NATURAL 31x1.3	176
BAK040	BAKEUTE NATURAL 41.1x3	176
BAK050	BAKEUTE NATURAL 51x1.3	176
BAK060	BAKEUTE NATURAL 61x1.3	176
BAK080	BAKEUTE NATURAL 81x1.3	176
BAK100	BAKEUTE NATURAL 101x1.3	176
BAK200	BAKEUTE NATURAL 20	176
BEC016	MINIBOXREST.D.1.6 20M	146
BEC024	MINI BOX REST.D.2.4 20M	146
BEC032	MINI BOX REST.D.3.2 20M	146
BEC048	MINI BOX REST.D.4.8 10M	146
BEC064	MINI BOX REST.D.6.4 10M	146
BEC095	MINI BOX REST.D.9.5 10M	146
BEC127	MINI BOX REST.D.12.7 10M	146
BEC190	MINIBOXREST.D.19 5M	146
BEC254	MINI BOX REST.D.25.4 5M	146
BF1170	ENGINE MNTS. 115x70-M8	177
BF4025	ENGINE MNTS. 40x25-M4	177
BF5032	ENGINE MNTS. 50x32 - M4	177
BF5636	ENGINE MNTS. 56x36-M5	177
BF7045	ENGINE MNTS. 70x45 - M6	177
BF8252	ENGINE MNTS. 82x52 - M6	177
BF9560	ENGINE MNTS. 95x60 -M8	177
B0V032	MINI BOX REST.D.3.2 20M	146
B0V048	MINI BOX G.V.D.4.8 10M	146
B0V064	MINIBOXG.V.D.6.4 10 M	146
B0V095	MINIBOXG.V.D.9.5 10M	146
BOVI 27	MINI BOX G.V. D.12.7 10M	146
BOVI 90	MINI BOX G.V.D.19 5M	146
B0V254	MINI BOX G.V.D.25.4 5M	146
BOX016	MINI BOX REST.D.1.6 20M	146
BOX024	MINI BOX REST.D.2.4 20M	146
BOX032	MINI BOX REST.D.3.2 20M	146
BOX048	MINI BOX REST.D.4.8 10M	146
BOX064	MINI BOX REST.D.6.4 10M	146
BOX095	MINI BOX REST.D.9.5 10M	146
BOXI27	MINI BOX REST.D.12.7 10M	146
BOXI60	MINIBOXREST.D.16 5M	146
BOXI90	MINIBOXREST.D.19 5M	146
BOX254	MINI BOX REST.D.25.4 5M	146
BR113B	TAG B+R 11X3 LT BLUE	31
BR113R	TAG B+R 11X3 RED	31
BR113W	TAG B+R 11X3 WHITE	31
C0000A	F0G.200X1401.6 ADE BLACK	38
C0000N	F0G.200X1401.6NABLACK	38
C08ALA	LAMADE 0.8 300X610 BLACK	38
C08NLA	LAM.N.A.0.8 300X610 BLACK	38
C15AST	STRI.1.6AD.15X610BLACK	38
C15NST	STRI.1.6N.A.15X610BA	38

CODE	DESCRIPTION	PAGE
C16ALA	LAM.ADE 1.6 300X610 BLACK	38
C16NLA	LAM.N.A. 1.6 300X610 BLACK	38
C2014A	SHT. 200X1400.8AD.BLACK	38
C2014N	SHT.200X1400.8NABLACK	38
C20AST	STRI.1.6AD.20X610BLACK	38
C20NST	STRI.1.6NA20X61 0NBLACK	38
C30251	CONIK TERMINAL BLOCK 51	164
C30253	CONIK TERMINAL BLOCK 53	164
C30274	CONIK TERMINAL BLOCK 74	164
C30276	CONIK TERMINAL BLOCK 76	164
CAB510	TA.CABUR CBD CBC 5X10 4ST	20
CUP01	CUPLOCK SLEEVES M0D.1X23	94
CUP02	CUPLOCK SLEEVES M0D.2X23	94
CUP03	CUPLOCK SLEEVES M0D.3X23	94
CUP04	CUPLOCK SLEEVES M0D.4X23	94
CUP05	CUPLOCK SLEEVES M0D.5X23	94
CM2BR0	MULTI-FIL.2 840NAR 1000M	157
CM2BSP	MULTI-FIL.2 840NA SP 200M	157
CM3BR0	MULTI-FIL.3 840NAR 1000M	157
CM3BSP	MULTI-FIL.3 840NASP200M	157
CM3NR0	MULTI-FIL.3 840NER1000M	157
CM3NSP	MULTI-FIL.3 840NESP200M	157
CM4BR0	MULTI-FIL.4 840NAR1000M	157
CM4BSP	MULTI-FIL.4 840NASP200M	157
CM4NR0	MULTI-FIL.4 840NER1000M	157
CM4NSP	MULTI-FIL.4 840NESP200M	157
CM6BR1	MULTI-FIL.6 840NA R1000M	157
CM6BSP	MULTI-FIL.6 840NASP200M	157
C01510	Cov.blaWide 15/Leng.1000	24
C01513	Cov.blaWide 15/Leng.1300	24
C01550	Cov.blaWide 15/Leng.500	24
C01560	Cov.blaWide 15/Leng.600	24
C09100	Cov.black Wide 9/Leng. 1000	24
C09130	Cov.black Wide 9/Leng. 1300	24
C09500	Cov.black Wide 9/Length 500	24
C09600	Cov.black Wide 9/Length 600	24
CPA030	CPA100P0U0LEF.3:1MM3.0	146
CPA048	CPA100P0U0LEF.3:1MM.4.8	146
CPA060	CPA100P0U0LEF.3:1MM.6.0	146
CPA090	CPA100P0U0LEF.3:1MM.9.0	146
CPA120	CPA100P0U0LEF.3:1MM.12	146
CPA190	CPA100P0U0LEF.3:1MM.19	146
CPA240	CPA100P0U0LEF.3:1MM.24	146
CPA390	CPA100P0U0LEF.3:1MM.39	146
CPX016	SLV.CPX55REST.D.MM.1.6	145
CPX024	SLV.CPX55 REST.D.MM.2.4	145
CPX032	SLV.CPX55 REST.D.MM.3.2	145
CPX048	SLV.CPX55 REST.D.MM. 4.8	145
CPX064	SLV.CPX55 REST.D.MM.6.4	145
CPX095	SLV.CPX55 REST.D.MM.9.5	145
CPX101	SLV.CPX55REST.D.MM.101.6	145
CPX127	SLV.CPX55 REST.D.MM.12.7	145
CPX160	SLV.CPX55 REST.D.MM.16	145
CPX190	SLV.CPX55 REST.D.MM.19	145
CPX254	SLV.CPX55 REST.D.MM.25.4	145
CPX320	SLV.CPX55 REST.D.MM.32	145
CPX381	SLV.CPX55 REST.D.MM.38.1	145
CPX508	SLV.CPX55 REST.D.MM.50.8	145
CPX762	SLV.CPX55 REST.D.MM.76.2	145
CPXSPEC	SLEEVE CPX55 SPECIAL	145
CRIMP0	MAN.PLIERS FOR TIP 0.5-2.5	171
CRIMP1	CRIMPBOSSXTIP	170
CRIMP2	MAGN.SUPP.CRIMP1 ONREQUEST	170
CRIMP3	CLICK-IN BLADE 0.34-1 MM2	170
CRIMP4	CLICK-IN BLADE 0.5-2.5 MM2	170
CT1038	term. board ends 10.2-3.8	149
CT1194	term. board ends 119.4-39.9	149
CT1956	term. board ends 19.1-5.6	149
CT2710	term. board ends 27.9-10.2	149

CODE	DESCRIPTION	PAGE
CT2V33	TWO-WAY	150
CT2V50	TWO-WAY	150
CT3310	term. board ends 33-10.2	149
CT3812	term. board ends 38.1-12.7	149
CT3V11	THREE-WAY	150
CT3V12	THREE-WAY	150
CT3V38	THREE-WAY	150
CT3V60	THREE-WAY	150
CT3V80	THREE-WAY	150
CT4312	term. board ends 43.2-12.7	149
I CT4V10	FOUR-WAY	150
CT4V12	FOUR-WAY	150
CT4V38	FOUR-WAY	150
CT4V55	FOUR-WAY	150
CT4V72	FOUR-WAY	150
CT5219	term. board ends 52.1-19	149
CT6925	term. board ends 69.8-25.4	149
CT8830	term. board ends 88.9-30	149
CTA300	DIMENSIONS MM 300x200	128
CX016N	P0U0.CPX100MM.1.6BLACK	147
I CX024B	P0U0.CPX100 MM.2.4 WHT	147
CX024N	P0U0.CPX100 MM.2.4 BLACK	147
CX024T	CPX100MM2.4TRANSP.	147
CX032B	P0U0.CPX100 MM.3.2 WHT.	147
I CX032N	P0U0.CPX100 MM.3.2 BLACK	147
CX032T	CPX100 MM.3.2 TRANSP.	147
CX048B	P0U0.CPX100 MM.4.8 WHT.	147
CX048N	P0U0.CPX100 MM.4.8 BLACK	147
CX048T	CPX100 MM.4.8 TRANSP.	147
CX064B	P0U0.CPX100 MM.6.4 WHT.	147
CX064N	P0U0.CPX100 MM.6.4 BLACK	147
CX064T	CPX100 MM.6.4 TRANSP.	147
CX095B	P0U0.CPX100 MM.9.5 WHTE.	147
CX095N	P0U0.CPX100 MM.9.5 BLACK	147
CX095T	CPX100 MM.9.5 TRANS.	147
CX101N	P0U0.CPX100 MM.101.6BLACK	147
CX127B	P0U0.CPX100 MM.12.7 WHT	147
CX127N	P0U0.CPX100 MM.12.7 BLACK	147
CX127T	CPX100 MM.12.7 TRANSP.	147
CX190B	P0U0.CPX100 MM.19 WHT.	147
CX190N	P0U0.CPX100 MM.19 BLACK	147
CX190T	CPX100MM.190 TRANSP.	147
CX254B	P0U0.CPX100 MM.25.4 WHT	147
CX254N	P0U0.CPX100 MM.25.4 BLACK	147
CX254T	CPX100MM.254 TRANSP.	147
CX381N	P0U0.CPX100 MM.38.1 BLACK	147
CX508N	P0U0.CPX100 MM.50.8 BLACK	147
CX762N	P0U0.CPX100 MM.76.2 BLACK	147
CXSPEC	SLEEVEU.0 POLY COLOURED	147
DIS180	DIMENSIONS MM 180x120	128
DIS300	DIMENSIONS MM 300x200	128
EAS001	DANGER L	125
EAS002	DANGER M	125
EAS003	DANGER S	125
EAS004	EMERGENCY-STOP URGE	125
EAS005	EMERGENCY-STOP SMALL	125
EAS006	CAUTION DANGEROUS TEMPERATURES M	125
EAS007	CAUTION DANGEROUS TEMPERATURES L	125
EAS008	CORROSIVE SUBSTANCES S	125
EAS009	CORROSIVE SUBSTANCES M	125
EAS010	CORROSIVE SUBSTANCES L	125
EAS011	IRRITANTS S	125
EAS012	IRRITANTS M	125
EAS013	IRRITANTS L	125
EAS014	CAUTION DANGEROUS TEMPERATURES S	125
EAS015	EXPLOSIVE ATMOSPHERE S	125
EAS016	EXPLOSIVE ATMOSPHERE M	125
EAS017	EXPLOSIVE ATMOSPHERE L	125

CODE	DESCRIPTION	PAGE
EAS018	GENERAL DANGER S	125
EAS019	GENERAL DANGER M	125
EAS020	GENERAL DANGER L	125
EAS021	DO NOT PERFORM MANO-EUVRES	125
EAS022	NO ACCESS TO UNAUTHO-RISED PERSONNEL	125
EAS023	WATER EXTINGUISHING AGENT PROHIBITED S	125
EAS024	WATER EXTINGUISHING AGENT PROHIBITED M	125
EAS025	WATER EXTINGUISHING AGENT PROHIBITED L	125
EIEE14	ATTENZ. VIETATO ESEG. LAVORI ITA	124
EIEE66	DO NOT OPERATE ENG	124
EIM001	ATTENZ. VIETATO APRIRE ITA	124
EIM002	CAUTION DO NOT OPEN ENG	124
EIM003	ATTENZ. TOGLIERE TENSIONE ITA	124
EIM004	CAUTION REMOVE POWER ENG	124
EIM005	ATTENZ. TOGLIERE TENSIONE ITA	124
EIM006	CAUTION REMOVE POWER ENG	124
EIM007	ATTENZ. APPAR. S.TENSIONE ITA	124
EIM008	CAUTION LIVE EQUIPMENT ENG	124
EMI11A	MOVING MECH. PARTS S	120
EMI11B	MOVING MECH. PARTS M	120
EMI11C	MOVING MECH. PARTS L	120
EMI19A	LASERS	120
EMI19B	LASERM	120
EMI19C	LASERL	120
EMI23A	FLAMMABLE MATERIALS S	120
EMI23B	FLAMMABLE MATE-RIALS M	120
EMI23C	FLAMMABLE MATERIALS L	120
EMI26A	RISK OF DEATH S	120
EMI26B	RISK OF DEATH M	120
EMI26C	RISK OF DEATH L	120
EMI41A	TOXIC, HARMFUL AND IRRITANT SUBSTANCES S	120
EMI41B	TOXIC, HARMFUL AND IRRITANT SUBSTANCES M	120
EMI41C	TOXIC, HARMFUL AND IRRITANT SUBSTANCES L	120
EMI43A	HIGH TEMPERATURE S	120
EMI43B	HIGH TEMPERATURE M	120
EMI43C	HIGH TEMPERATURE L	120
EMI44A	CAUTION HANDS S	120
EMI44B	CAUTION HANDS M	120
EMI44C	CAUTION HANDS L	120
EMI65A	BATTERY S	119
EMI65B	BATTERY M	119
EMI65C	BATTERY L	119
EMIP0A	DO NOT TOUCH LIVE ELECTRI-CAL EQUIPMENT S	121
EMIP0B	" " M	121
EMIP0C	"" L	121
EMIP1A	PROTECT EYES S	121
EMIP1B	PROTECT EYES M	121
EMIP1C	PROTECT EYES L	121
EMIP2A	PROTECT HEAD S	121
EMIP2B	PROTECT HEAD M	121
EMIP2C	PROTECT HEAD L	121
EMIP3A	PROTECT HEARING S	121
EMIP3B	PROTECT HEARING M	121
EMIP3C	PROTECT HEARING L	121
EMIP4A	WEAR SAFETY GLOVES S	121
EMIP4B	WEAR SAFETY GLOVES M	121

CODE	DESCRIPTION	PAGE
EMIP4C	WEAR SAFETY GLOVES L	121
EMIP5A	NO SMOKING S	121
EMIP5B	NO SMOKING M	121
EMIP5C	NO SMOKING L	121
EMIP7A	WATER EXTINGUISHING AGENT PROHIBITED S	121
EMIP7B	""M	121
EMIP7C	"L	121
EMIP8A	DO NOT REMOVE GUARDS S	121
EMIP8B	DO NOT REMOVE GUARDS M	121
EMIP8C	DO NOT REMOVE GUARDS L	121
EMIP91	DANGER	119
EMIP9A	DONOTPERFORMMANOEUVRES S	121
EMIP9B	DO NOT PERFORM MANO-EUVRES M	121
EMIP9C	DO NOT PERFORM MANO-EUVRES L	121
ENBI02	ENGRAVING TIP 0.2	9
ENBI03	ENGRAVING TIP 0.3	9
ENBI05	ENGRAVING TIP 0.5	9
EP603A	ELECTRICAL VOLTAGE SMALL	120
EP605B	ELECTRICAL VOLTAGE LARGE	120
EP703C	CAUTION remove power	119
EP705C	CAUTION live electrical equipment	119
EP707C	CAUTION remove power	119
EPMIP5	RISK OF DEATH	120
EPPC11	HIGH VOLTAGE	119
EPPC12	VOLTAGE	119
EPPC13	EXPLOSIVE ATMOSPHERE S	119
EPPC14	EXPLOSIVE ATMOSPHERE M	119
EPPC15	EXPLOSIVE ATMOSPHERE L	119
EPPC16.A	CAUTION HANDS rectangular S	120
EPPC16.B	CAUTION HANDS rectangular L	120
EPPC17	MASS S	123
EPPC18	MASS M	123
EPPC19	MASS L	123
EPPC1V	ELECTRICAL VOLTAGE 110V	119
EPPC20	POSITIVE S	123
EPPC21	POSITIVE M	123
EPPC22	POSITIVE L	123
EPPC23	NEGATIVE S	123
EPPC24	NEGATIVE M	123
EPPC25	NEGATIVE L	123
EPPC2V	ELECTRICAL VOLTAGE 230V	119
EPPC31	NO ACCESS S	121
EPPC32	NO ACCESS M	121
EPPC32.A	NO ACCESS L	121
EPPC33	PHASE 1 S	122
EPPC34	PHASE 1 M	122
EPPC35	PHASE 1 L	122
EPPC36	PHASE 2 S	122
EPPC37	PHASE 2 M	122
EPPC38	PHASE 2 L	122
EPPC39	PHASE 3 S	122
EPPC40	PHASE 3 M	122
EPPC41	PHASE 3 L	122
EPPC42	NEUTRAL S	122
EPPC43	NEUTRAL M	122
EPPC44	NEUTRAL L	122
EPPC45	GROUND S	122
EPPC46	GROUND M	122
EPPC47	GROUND L	122
EPPC48	GROUND S	122
EPPC49	GROUND M	122
EPPC4V	ELECTRICAL VOLTAGE 400V	119
EPPC50	GROUND L	122
EPPC51	GROUND S	122
EPPC52	GROUND M	122

CODE	DESCRIPTION	PAGE
EPPC53	GROUND L	122
EPPC54	GROUND PROTECTION S	122
EPPC55	GROUND PROTECTION M	122
EPPC56	GROUND PROTECTION L	122
EPPC57	PROTECTION CONDUCTOR S	122
EPPC58	PROTECTION CONDUCTOR M	122
EPPC59	PROTECTION CONDUCTOR L	122
EPPC60	NEUTRAL FUNCT. PROT PROT. S S	122
EPPC61	NEUTRAL FUNCT. PROT M	122
EPPC62	NEUTRAL FUNCT. PROT L	122
EPPC63	PROTECTION CONDUCTOR S	122
EPPC64	PROTECTION CONDUCTOR M	122
EPPC65	PROTECTION CONDUCTOR L	122
EPPC66	POSITIVE S	122
EPPC67	POSITIVE M	122
EPPC68	POSITIVE L	122
EPPC69	NEGATIVE S	123
EPPC70	NEGATIVE M	123
EPPC71	NEGATIVE L	123
EPPC72	POSITIVE S	123
EPPC73	POSITIVE M	123
EPPC74	POSITIVE L	123
EPPC75	NEGATIVE S	123
EPPC76	NEGATIVE M	123
EPPC77	NEGATIVE L	123
EPPC78	AC CURRENT S	123
EPPC79	AC CURRENT M	123
EPPC80	AC CURRENT L	123
EPPC81	DIRECT CURRENT S	123
EPPC82	DIRECT CURRENT M	123
EPPC83	DIRECT CURRENT L	123
EPPC84	INSULATION CLASS II S	123
EPPC85	INSULATION CLASS II M	123
EPPCB6	INSULATION CLASS II L	123
EPPC87	INCREASED SAFETY S	123
EPPC88	INCREASED SAFETY M	123
EPPC89	INCREASED SAFETY L	123
EPPC90	CE MARKING S	123
EPPC91	CE MARKING M	123
EPPC92	CE MARKING L	123
EPSP12	CAUTION HIGH VOLTAGE	119
EPSP13	POWERED EQUIPMENT	119
EPSP77	CAUTION dangerous tem-peratures	119
ES0012	ESCORENE KTH 012	92
ES0018	ESCORENE KTH 018	93
ES0023	ESCORENE KTH 023	93
ES0030	ESCORENE KTH 030	93
ES0112	ESCORENE KTH 1 12	92
ES0118	ESCORENE KTH 1 18	93
ES0123	ESCORENE KTH 1 23	93
ES0130	ESCORENE KTH 1 30	93
ES0212	ESCORENE KTH 212	92
ES0218	ESCORENE KTH 218	93
ES0223	ESCORENE KTH 2 23	93
ES0230	ESCORENE KTH 2 30	93
ES0312	ESCORENE KTH 312	92
ES0318	ESCORENE KTH 318	93
ES0323	ESCORENE KTH 3 23	93
ES0330	ESCORENE KTH 3 30	93
ES0412	ESCORENE KTH 412	92
ES0418	ESCORENE KTH 418	93
ES0423	ESCORENE KTH 4 23	93
ES0430	ESCORENE KTH 4 30	93
F10046	PTL-9x4.5-430	60
FATARG	STRIP L100+TAG	159
FE1522	CABLE CLIPS DM.MM.15-22	161
FE3750	CABLE CLIPS DM.MM.3.7-5	161

BRADY MT WHEN PERFORMANCE MATTERS MOST™

CODE	DESCRIPTION	PAGE
FE7514	CABLE CLIPS DM.MM.7.5-14	161
FEPI20	FLAT CABLE CLIPS 20X26	161
FEPI25	FLAT CABLE CLIPS 25X26	161
FEPI30	FLAT CABLE CLIPS 30X26	161
FG12BC	STRIPS G120X7.8 WHITE	158
FG12NC	STRIPS G120X7.8 BLACK	159
FG18BC	STRIPS G180X7.8 WHITE	158
FG18NC	STRIPS G180X7.8 BLACK	159
FG24BC	STRIPS G240X7.8 WHITE	158
FG24NC	STRIPS 240X7.8BLACK	159
FG30BC	STRIPS G300X7.8 WHITE	158
FG30NC	STRIPS G300X7.8 BLACK	159
FG36BC	STRIPS G380X7.6 WHITE	158
FG36NC	STRIPS G365X7.8 BLACK	159
FG45BC	STRIPS G450X7.8 WHITE	158
FG45NC	STRIPS G450X7.8 BLACK	159
FG54BC	STRIPS G540X7.8 WHITE	158
FG54NC	STRIPS G540X7.8 BLACK	159
FG75BC	STRIPS G762X9 WHITE	158
FG75NC	STRIPS G750X7.8 BLACK	159
FG78NC	STRIPS G780X9 BLACK	159
FL12BC	STPS.L120X2.5 BI.100 PC.	158
FL12BM	STRPS.L120X2.5 BI.1000 PC.	158
FL12NC	STRPS.L120X2.5 BI 100 PC.	159
FL13BC	STRPS.L130X2.6 BI 100 PC.	158
FL13BM	STRPS.L142X2.5 BI.1000 PC.	158
FL13NC	STRPS.L130X2.6 BI 100 PC.	159
FL13NM	STRPS.L130X2.6 BI 1000 PC.	159
FL14BC	STRPS.L140X3.6 BI. 100 PC.	158
FL14BM	STRPS.L140X3.2 BI.1000 PC.	158
FL14NC	STRPS.L140X3.6 BI 100 PC.	159
FL14NM	STRPS.L140X3.6 BI 1000 PC.	159
FL15BC	STRPS.L160X2.5 BI.100 PC.	158
FL15BM	STRPS.L160X2.5 BI.1000 PC.	158
FL15NC	STRPS.L160X2.5 BI 100 PC.	159
FL15NM	STRPS.L160X2.5 BI 1000 PC.	159
FL16BC	STRPS.L160X4.5 BI. 100 PC.	158
FL16BM	STPRS.L180X4.8 BI.1000 PC.	158
FL16NC	STRPS.L160X4.5 BI 100 PC.	159
FL16NM	STRPS.L160X4.5 BI 1000 PC.	159
FL17BC	STRPS.L178X4.8 BI. 100 PC.	158
FL17BM	STRPS.L178X4.8 BI.1000 PC.	158
FL17NC	STRPS.L178X4.8 BI 100 PC.	159
FL17NM	STRPS.L178X4.8 BI 1000 PC.	159
FL20BC	STRPS.L200X4.8 BI. 100 PC.	158
FL20BM	STRPS.L200X4.8 BI.1000 PC.	158
FL20NC	STRPS.L200X4.6 BI 100 PC.	159
FL20NM	STRPS.L200X4.8 BI 1000 PC.	159
FL22BC	STRPS.L200X2.6 BI.100 PC.	158
FL22BM	STRPS.L200X2.5 BI.1000 PC.	158
FL22NC	STRPS.L200X4.6 BI 100 PC.	159
FL22NM	STRPS.L200X2.5 BI 1000 PC.	159
FL23BC	STRPS.L290X3.6 BI.100 PC.	158
FL23BM	STRPS.L290X3.6 BI. 500 PC.	158
FL23NC	STRPS.L290X3.6 BI 100 PC.	159
FL23NM	STRPS.L290X3.6 BI 1000 PC.	159
FL25BC	STRPS.L250X4.8 BI.100 PC.	158
FL25NC	STRPS.L250X4.8 BI 100 PC.	159
FL26BC	STRPS.L200X3.6 BI.100 PC.	158
FL26BM	STRPS.L200X3.6 BI.1000 PC.	158
FL26NC	STRPS.L200X3.6 BI 100 PC.	159
FL26NM	STRPS.L200X3.6 BI 1000 PC.	159
FL29BC	STRPS.L300X4.8 BI. 100 PC.	158
FL29NC	STRPS.L290X4.8 BI 100 PC.	159
FL36BC	STRPS.L368X4.8 BI. 100 PC.	158
FL36NC	STRPS.L360X4.8 BI 100 PC.	159
FL37BC	STRPS.L370X3.6 BI.100 PC.	158
FL37NC	STRPS.L370X3.6 BI 100 PC.	159
FL75BM	STRIPS 75X2.2 BI.1000 PC.	158
FL75NM	STRIPS 75X2.2 BI 1000 PC.	159
FL98BC	STRIPS 98X2.5 BI. 100 PC.	158

CODE	DESCRIPTION	PAGE
FL98BM	STRIPS 100X2.5 BI.1000 PC.	158
FL98NC	STRIPS 100X2.5 BI 100 PC.	159
FL98NM	STRIPS 100X2.5 NE 1000 PZ.	159
FO110B	STRIPS W. EYELET 150X3.6	159
FO210B	STRIPS W. EYELET 200X4.8	159
FO400B	STRIPS W. EYELET 380X7.8	159
FR1709	FOGUTCSTAGS 17.0X9.0	9-39
FR2222	FOGUTCSTAGS 22.0X22.0	9-39
FR2712	FOGUTCSTAGS 27.0X12.5	9-39
FR2716	FOGU TCS TAGS 27.0X16.0	9-39
FR2718	FOGU TCS TAGS 27.0X18.0	9-39
FR2727	FOGU TCS TAGS 27.0X27.0	9-39
FR4519	FOGU TCS TAGS 45.0X19.0	9-39
FR7035	FOGU TCS TAGS 70.0X35.0	9-39
FRSPEC	FOGU TSC TAGS VARIOUS SIZES	9-39
FS1156	STRAP FS115X6BLAOUT	159
FS1806	STRAP FS 180X6 BLA OUT	159
FS180N	STRAP FS 180X9 BLA OUT	159
FS260N	STRAP FS 260X9 BLA OUT	159
FS2906	STRAP FS 290X6 BLA OUT	159
FS355N	STRAP FS 355X9 BLACK	159
FS3606	STRAP FS 360X6 BLA OUT	159
FS510N	STRAP FS 510X9 BLA OUT	159
FS760N	STRAP FS 760X9 BLA OUT	159
GA01BI	SLOT SEAL M1BI	164
GA01NE	SLOT SEAL MINE	164
GA02BI	SLOT SEAL M2BI	164
GA02NE	SLOT SEAL M2 NE	164
GA03BI	SLOT SEAL M3BI	164
GA03NE	SLOT SEAL M3 NE	164
GA04BI	SLOT SEAL M4BI	164
GA04NE	SLOT SEAL M4 NE	164
GC1015	corrugated sheath 10.3x15.8	142
GC1321	corrugated sheath 13.9x21	142
GC2028	corrugated sheath 20.5x28.3	142
GC2634	corrugated sheath 26.6x34.5	142
GC3241	corrugated sheath 32x41.8	142
GC4354	corrugated sheath 43x54.2	142
GC6211	corrugated sheath 6.2x11.2	142
GC7912	corrugated sheath 7.9x12.9	142
GD1510	Trck. black Wid.15/Len.1000	24
GD1513	Trck. black Wid.15/Len.1300	24
GD1550	Trck. black Wid.15/Len.500	24
GD1560	Trck. black Wid.15/Len.600	24
GD9100	Trck. black Wid. 9/Len.1000	24
GD9130	Trck. black Wid. 9/Len.1300	24
GD9500	Track black Wid.9/Len.500	24
GD9600	Track black Wid.9/Len.600	24
GDBASE	Fasten. base for trmnls.	25
GDC043	TAG GUIDE COVER CM.43	33
GDC063	TAG GUIDE COVER CM.63	33
GDC065	TAG GUIDE COVER CM.65	33
GDCOSP	SPECIAL TRANSPARENT COVER	33
GDDISM	Spacer for terminal board	25
GDDIST	Side spcr.plate. for trmnls.	25
GDINDT	T-indicator for Terminal board	25
GDSUPP	Conduit support	25
GDT43A	ADHES.GUIDE X TAGS CM 43	33
GDT63A	ADHES. GUIDE X TAGS CM 63	33
GDT65A	ADHES. GUIDE X TAGS CM 65	33
GDTA09	Cap 9 mm	25
GDTA15	Cap 15 mm	25
GDTAAD	ADHES.GUIDE FOR TAGS 1 M	33
GDTAC0	TAG GUIDE COVER 1 M	33
GDTANA	GUIDE FOR TAGS NONAD. 1 M	33
GDTASP	GUIDE FOR TAGS SPECIAL	33
GMT019	polyolefin MT diam.19	151
GMT032	polyolefin MT diam.32	151
GMT052	polyolefin MT diam.52	151
GMT069	polyolefin MT diam.69.8	151

CODE	DESCRIPTION	PAGE
GMT088	polyolefin MT diam.88.9	151
GMT119	polyolefin MT diam.119.3	151
GMT170	polyolefin MT diam.170.1	151
GNGR03	NYLON SHEATH GRAY DI. 3	141
GNGR04	NYLON SHEATH GRAY DI. 4	141
GNGR06	NYLON SHEATH GRAY DI. 6	141
GNGR08	NYLON SHEATH GRAY DI. 8	141
GNGR10	NYLON SHEATH GRAY DI.10	141
GNGR12	NYLON SHEATH GRAY DI.12	141
GNGR14	NYLON SHEATH GRAY DI.14	141
GNGR16	NYLON SHEATH GRAY DI.16	141
GNGR18	NYLON SHEATH GRAY DI.18	141
GNGR20	NYLON SHEATH GRAY DI.20	141
GNGR22	NYLON SHEATH GRAY DI.22	141
GNGR25	NYLON SHEATH GRAY DI.25	141
GNGR30	NYLON SHEATH GRAY DI.30	141
GNGR35	NYLON SHEATH GRAY DI.35	141
GNGR40	NYLON SHEATH GRAY DI.40	141
GNGR50	NYLON SHEATH GRAY DI.50	141
GNGR60	NYLON SHEATH GRAY DI.60	141
GNSPEC	SPECIAL NYLON SHEATH	141
GPGR04	POLYEST. SHEATH GRAY DI.4	140
GPGR06	POLYEST. SHEATH GRAY DI.6	140
GPGR08	POLYEST. SHEATH GRAY DI.8	140
GPGR10	POLYEST. SHEATH GRAY DI.10	140
GPGR12	POLYEST. SHEATH GRAY DI.12	140
GPGR15	POLYEST. SHEATH GRAY DI.15	140
GPGR20	POLYEST. SHEATH GRAY DI.20	140
GPGR25	POLYEST. SHEATH GRAY DI.25	140
GPGR30	POLYEST. SHEATH GRAY DI.30	140
GPGR40	POLYEST. SHEATH GRAY DI.40	140
GPGR50	POLYEST. SHEATH GRAY DI.50	140
GPNE04	POLYEST. SHEATH BLACK DI.4	140
GPNE06	POLYEST. SHEATH BLACK DI.6	140
GPNE08	POLYEST. SHEATH BLACK DI.8	140
GPNE10	POLYEST. SHEATH BLACK DI.10	140
GPNE12	POLYEST. SHEATH BLACK DI.12	140
GPNE15	POLYEST. SHEATH BLACK DI.15	140
GPNE20	POLYEST. SHEATH BLACK DI.20	140
GPNE25	POLYEST. SHEATH BLACK DI.25	140
GPNE30	POLYEST. SHEATH BLACK DI.30	140
GPNE40	POLYEST. SHEATH BLACK DI.40	140
GPNE50	POLYEST. SHEATH BLACK DI.50	140
GPSPEC	SPECIAL POLYESTER SHEATH	140
GRGR03	RILSAN SHEATH GRAY DI.3	140
GRGR04	RILSAN SHEATH GRAY DI.4	140
GRGR06	RILSAN SHEATH GRAY DI.6	140
GRGR08	RILSAN SHEATH GRAY DI.8	140
GRGR10	RILSAN SHEATH GRAY DUO	140
GRGR12	RILSAN SHEATH GRAY D.12	140
GRGR14	RILSAN SHEATH GRAY D.14	140
GRGR16	RILSAN SHEATH GRAY DM 6	140
GRGR18	RILSAN SHEATH GRAY DM 8	140
GRGR20	RILSAN SHEATH GRAY D.20	140
GRGR22	RILSAN SHEATH GRAY D.22	140
GRGR25	RILSAN SHEATH GRAY D.25	140
GRGR30	RILSAN SHEATH GRAY D.30	140
GRGR35	RILSAN SHEATH GRAY D.35	140
GRGR40	RILSAN SHEATH GRAY D.40	140
GRGR50	RILSAN SHEATH GRAY D.50	140
GRGR60	RILSAN SHEATH GRAY D.60	140
GRNE03	RILSAN SHEATH BLACK DI. 3	140
GRNE04	RILSAN SHEATH BLACK DI. 4	140
GRNE06	RILSAN SHEATH BLACK DI. 6	140
GRNE08	RILSAN SHEATH BLACK DI. 8	140
GRNE10	RILSAN SHEATH BLACK D.10	140
GRNE12	RILSAN SHEATH BLACK D.12	140
GRNE14	RILSAN SHEATH BLACK D.14	140
GRNE16	RILSAN SHEATH BLACK D.16	140
GRNE18	RILSAN SHEATH BLACK D.18	140

CODE	DESCRIPTION	PAGE
GRNE20	RILSAN SHEATH BLACK DI. 20	140
GRNE22	RILSAN SHEATH BLACK DI. 22	140
GRNE25	RILSAN SHEATH BLACK DI. 25	140
GRNE30	RILSAN SHEATH BLACK DI. 30	140
GRNE35	RILSAN SHEATH BLACK DI. 35	140
GRNE40	RILSAN SHEATH BLACK DI. 40	140
GRNE50	RILSAN SHEATH BLACK DI. 50	140
GRNE60	RILSAN SHEATH BLACK DI. 60	140
GRSSPEC	SPECIAL RILSAN SHEATH	140
GT1S03	T1SAFLEX (ORGATERVO)MM 3	141
GT1S04	TISAFLEX (ORGATERVO) MM 4	141
GT1S05	TISAFLEX (ORGATERVO) MM 5	141
GT1S06	TISAFLEX (ORGATERVO) MM 6	141
GT1S08	TISAFLEX (ORGATERVO) MM 8	141
GT1S10	TISAFLEX (ORGATERVO) MM10	141
GT1S12	TISAFLEX (ORGATERVO) MM12	141
GT1S15	TISAFLEX (ORGATERVO) MM15	141
GT1S20	TISAFLEX (ORGATERVO) MM20	141
GT1S25	TISAFLEX (ORGATERVO) MM25	141
GT1S30	TISAFLEX (ORGATERVO) MM30	141
GT1S40	TISAFLEX (ORGATERVO) MM40	141
GT1S50	TISAFLEX (ORGATERVO) MM50	141
GTSPEC	SPECIAL TISAFLEX SHEATH	141
HSG000	HSG-0 DEVICE	141
HSGCOL	KNIFE FOR HSG-0	141
IC11B3	ICS 111 3-STRIPS WHITE	27
IC11G3	ICS 111 3-STRIPS YELLOW	27
IC21B3	ICS 2113-STRIPS WHITE	27
IC21G3	ICS 2113-STRIPS YELLOW	27
IC3B10	ICS basic 0.25-0.75 6x18	30
IC4B10	ICS basic 0.75-1.5 6x18	30
IC5B10	ICS basic 0.75-1.5 6x26	30
IC6B14	ICS after wire 0.5-0.75	29
IC7B14	ICS after wire 1.0-1.5	29
IC8B14	ICS after wire 2.5	29
ICS1B3	ICS 100 3-STRIPS WHITE	27
ICS1G3	ICS 100 3-STRIPS YELLOW	27
ICS2B3	ICS 200 3-STRIPS WHITE	27
ICS2G3	ICS 200 3-STRIPS YELLOW	27
IDVARE	INK RECOVERY DRAWER	13
INSERT	ID INSERT	15
INSM02	ID INSERT FOR SLEEVE USE MOD2	15
INSM03	ID INSERT FOR SLEEVE USE MOD3	15
JETBAK	KIT JET ID BASIC+ 8 CAR-TRIDGES + SOFT.	11
JETBCB	JET ID BLUE CARTRIDGE	11
JETBCC	JET ID CYAN CARTRIDGE	11
JETBCG	JET ID YELLOW CARTRIDGE	11
JETBCK.B	JET ID B BLUE CLEANING CARTRIDGE	11
JETBCK.C	JET ID B CYAN CLEANING CARTRIDGE	11
JETBCK.G	JET ID B YELLOW CLEA-NING CARTRIDGE	11
JETBCK.M	JET IDB MAGENTA CLEA-NING CARTRIDGE	11
JETBCK.NG	JET ID B BLACK G CLEA-NING CARTRIDGE	11
JETBCK.NM	JET IDB BLACK M CLEA-NING CARTRIDGE	11
JETBCK.R	JET IOBRED CLEANING CARTRIDGE	11
JETBCN.M	JET IDB BLACK MATTE CARTRIDGE	11
JETBCN-G	JET IDB BLACK GLOSSY CARTRIDGE	11
JETBCR	JET IDB RED CARTRIDGE	11
JETBCW.E	JET ID B WHITE CAR-TRIDGE	11
JETCCI	JET ID CYAN CARTRIDGE	13
JETCGI	JET ID YELLOW CAR-TRIDGE	13
JETCMA	JET ID MAGENTA CAR-TRIDGE	13

CODE	DESCRIPTION	PAGE
JETCNE	JET ID BLACK CARTRIDGE	13
JETIDK	KIT JETID1+4 CARTRIDGES	13
JETTBCM	JET IDB MAGENTACAR-TRIDGE	11
K15A12	GROUNDING15.000VS	127
K15A18	GROUNDING15.000VL	127
K15A60	GROUNDING15.000VS	127
K15L18	GROUNDING15.000VS	127
K15L30	GROUNDING15.000V	127
K15L50	GROUNDING15.000VM	127
K15L70	GROUNDINGI 5.000 VXL	127
K20A12	GROUNDING 20.000 VS	127
K20A18	GROUNDING 20.000 VM	127
K20A60	GROUNDING 20.000 VS	127
K20L18	GROUNDING 20.000 VL	127
K20L30	GROUNDING 20.000 VM	127
K20L50	GROUNDING 20.000 VL	127
K20L70	GROUNDING 20.000 V XL	127
KCAD50	GROUNDING 20.000 V XL	127
KCAD70	PROHIBITIONS AND CAUTION S	127
KCAL50	PROHIBITIONS AND CAUTION S	127
KCAL70	PROHIBITIONS AND CAUTION L	127
KCEL30	DIMENSIONS MM 300x200	128
KDA180	ROD # SMALL	127
KDA300	ROD # LARGE	127
KIT150	CABIN KIT 15,000 V	127
KIT200	CABIN KIT 20,000 V	127
KJET4224	KIT X TAG PRINTING SA4224	13
KSA350	EMERGENCY FIRST AID	127
L42001	LINE 42 DIMENSIONS MM 350x125	129
L42002	LINE 42 DIMENSIONS MM 350x125	129
L42003	LINE 42 DIMENSIONS MM 350x125	129
L42004	LINE 42 DIMENSIONS MM 350x125	129
L42005	LINE 42 DIMENSIONS MM 350x125	129
L42006	LINE 42 DIMENSIONS MM 350x125	129
L42007	LINE 42 DIMENSIONS MM 350x125	129
L42008	LINE 42 DIMENSIONS MM 350x125	129
L42009	LINE 42 DIMENSIONS MM 350x125	129
L42010	LINE 42 DIMENSIONS MM 350x125	129
L42011	LINE 42 DIMENSIONS MM 280x350	129
L42012	LINE 42 DIMENSIONS MM 280x350	129
L42013	LINE 42 DIMENSIONS MM 280x350	129
L42014	LINE 42 DIMENSIONS MM 280x350	129
L42015	LINE 42 DIMENSIONS MM 300x125	130
L42016	LINE 42 DIMENSIONS MM 300x125	130
L42017	LINE 42 DIMENSIONS MM 300x125	130
L42018	LINE 42 DIMENSIONS MM 280x350	130
L42019	LINE 42 DIMENSIONS MM 280x350	130
L42020	LINE 42 DIMENSIONS MM 280x350	130
L42021	LINE 42 DIMENSIONS MM 300x125	130
L42022	LINE 42 DIMENSIONS MM 300x125	130
L42023	LINE 42 DIMENSIONS MM 300x125	130

CODE	DESCRIPTION	PAGE
L42024	LINE 42 DIMENSIONS MM 300x125	130
L42025	LINE 42 DIMENSIONS MM 300x125	130
L42026	LINE 42 DIMENSIONS MM 280x350	131
L42027	LINE 42 DIMENSIONS MM 280x350	131
L42028	LINE 42 DIMENSIONS MM 280x350	131
L42029	LINE 42 DIMENSIONS MM 280x350	131
L42030	LINE 42 DIMENSIONS MM 280x350	131
L42031	LINE 42 DIMENSIONS MM 280x350	131
L42032	LINE 42 DIMENSIONS MM 280x350	131
L42033	LINE 42 DIMENSIONS MM 280x350	131
L42034	LINE 42 DIMENSIONS MM 280x350	131
L42035	LINE 42 DIMENSIONS MM 280x350	131
L42036	LINE 42 DIMENSIONS MM 280x350	131
L42037	LINE 42 DIMENSIONS MM 280x350	131
L42038	LINE 42 DIMENSIONS MM 280x350	131
L42039	LINE 42 DIMENSIONS MM 280x350	131
L42K15	CABINA KIT MEDIUM VOLTA-GE 15,000 V	131
L42K20	CABINA KIT MEDIUM VOLTA-GE 20,000 V	131
LQE300	DIMENSIONS MM 300x200	128
M45090	STRIPMASTER PLIERS 45-090	172
M45091	STRIPMASTER PLIERS 45-091	172
M45092	STRIPMASTER PLIERS 45-092	172
M45097	STRIPMASTER PLIERS 45-097	172
M45120	PLIERS 45-120	173
M45121	PLIERS 45-121	173
M45123	IDEAL WIRE CUTTERS 45-123	175
M45125	PLIERS 45-125	173
M45128	IDEAL WIRE STRIPPERS 45-128	174
M45129	IDEAL WIRE STRIPPERS 45-129	174
M4512M	PLIERS 45-120 M	173
M45162	WIRE STRIPPERS 45-162	175
M45163	WIRE STRIPPERS 45-163	175
M45164	WIRE STRIPPERS 45-164	175
M45177	STRIPPING PLIERS 45177	172
M45178	STRIPPING PLIERS 45178	172
M45187	STRIPPING PLIERS 45187	172
M4525M	PLIERS 45-125 M	173
MEN008	MEGADINE SLEEVE BLACK 0.8	153
MEN010	MEGADINE SLEEVE BLACK 1	153
MEN015	MEGADINE SLEEVE BLACK 1.5	153
MEN020	MEGADINE SLEEVE BLACK 2	153
MEN025	MEGADINE SLEEVE BLACK 2.5	153
MEN030	MEGADINE SLEEVE BLACK 3	153
MEN035	MEGADINE SLEEVE BLACK 3.5	53
MENOM0	MEGADINE SLEEVE BLACK 4	153
MEN050	MEGADINE SLEEVE BLACK 5	153
MEN060	MEGADINE SLEEVE BLACK 6	153
MEN070	MEGADINE SLEEVE BLACK 7	153
MEN080	MEGADINE SLEEVE BLACK 8	153
MEN090	MEGADINE SLEEVE BLACK 9	153
MEN100	MEGADINE SLEEVE BLACK 10	153
MEN120	MEGADINE SLEEVE BLACK 12	153
MEN140	MEGADINE SLEEVE BLACK 14	153
MEN150	MEGADINE SLEEVE BLACK 15	153
MEN160	MEGADINE SLEEVE BLACK 16	153
MEN180	MEGADINE SLEEVE BLACK 18	153
MEN200	MEGADINE SLEEVE BLACK 20	153

CODE	DESCRIPTION	PAGE
MESPEC	MEGADINE SLEEVE OTHER SIZES	153
ML4419	REPLACEMENT BLADE L-4419	172
ML4420	REPLACEMENT BLADE L-4420	172
ML4421	REPLACEMENT BLADE L-4421M	172
ML4994	REPLACEMENT BLADE L-4994	172
ML5269	OPENING LIMITER L-5269	172
ML5270	STRIP LIMITER L-5270	172
ML5560	REPLACEMENT BLADE L-5560	172
ML5561	REPLACEMENT BLADE L-5561	172
ML7486	SET OF REPLACEMENT BLADES	174
ML9225	REPLAC. BLADE 1 SET L9225	175
ML9226	REPLAC. BLADE 1 SET L9226	175
MTAGLI	CUT SLEEVES	144-153
MZOGLA	WIRE MARK.ZMOD.0A	99
MZOGLB	WIRE MARK.ZMOD.0B	99
MZOGLC	WIRE MARK.ZMOD.0C	99
MZOGLD	WIRE MARK.ZMOD.0D	99
MZOGLE	WIRE MARK.ZMOD.0E	99
MZOGLF	WIRE MARK.ZMOD.0F	99
MZOGLG	WIRE MARK.ZMOD.0G	99
MZOGLH	WIRE MARK.ZMOD.0H	99
MZOGLI	WIRE MARK.ZMOD.0I	99
MZOGU	WIRE MARK.ZMOD.0J	99
MZOGLK	WIRE MARK.ZMOD.0K	99
MZOGU	WIRE MARK.ZMOD.0L	99
MZOGLM	WIRE MARK.ZMOD.0M	99
MZOGLN	WIRE MARK.ZMOD.0N	99
MZOGLO	WIRE MARK.ZMOD.0O	99
MZOGLP	WIRE MARK.ZMOD.0P	99
MZOGLQ	WIRE MARK.ZMOD.0Q	99
MZOGLR	WIRE MARK.ZMOD.0R	99
MZOGLS	WIRE MARK.ZMOD.0S	99
MZOGLT	WIRE MARK.ZMOD.0T	99
MZOGLU	WIRE MARK.ZMOD.0U	99
MZOGLV	WIRE MARK.ZMOD.0V	99
MZOGLW	WIRE MARK.ZMOD.0W	99
MZOGU	WIRE MARK.ZMOD.0X	99
MZOGLY	WIRE MARK.ZMOD.0Y	99
MZOGLZ	WIRE MARK.ZMOD.0Z	99
MZOGNO	WIRE MARK.ZMOD.00	99
MZOGN1	WIRE MARK.ZMOD.01	99
MZOGN2	WIRE MARK.ZMOD.02	99
MZOGN3	WIRE MARK.ZMOD.03	99
MZOGN4	WIRE MARK.ZMOD.04	99
MZOGNS	WIRE MARK.ZMOD.05	99
MZOGN6	WIRE MARK.ZMOD.0 6	99
MZOGN7	WIRE MARK.ZMOD.0 7	99
MZOGN8	WIRE MARK.ZMOD.0 8	99
MZOGN9	WIRE MARK.ZMOD.0 9	99
MZOGSB	WIRE MARK.ZMOD.0 SLASH	99
MZOGSH	WIRE MARK.ZMOD.0 GROUND	99
MZOGSM	WIRE MARK.ZMOD.0 -	99
MZOGSP	WIRE MARK.ZMOD.0 +	99
MZ1GLA	WIRE MARK.ZMOD.1A	99
MZ1GLB	WIRE MARK.ZMOD.1B	99
MZ1GLC	WIRE MARK.ZMOD.1C	99
MZ1GLD	WIRE MARK.ZMOD.1D	99
MZ1GLE	WIRE MARK.ZMOD.1E	99
MZ1GLF	WIRE MARK.ZMOD.1F	99
MZ1GLG	WIRE MARK.ZMOD.1G	99
MZ1GLH	WIRE MARK.ZMOD.1H	99
MZ1GLI	WIRE MARK.ZMOD.1I	99
MZ1GU	WIRE MARK.ZMOD.1J	99
MZ1GLK	WIRE MARK.ZMOD.1K	99
MZ1GLI	WIRE MARK.ZMOD.1L	99
MZ1GLM	WIRE MARK.ZMOD.1M	99
MZ1GLN	WIRE MARK.ZMOD.1N	99
MZ1GLO	WIRE MARK.ZMOD.10	99
MZ1GLP	WIRE MARK.ZMOD.1P	99

CODE	DESCRIPTION	PAGE
MZ1GLQ	WIRE MARK.ZMOD.1Q	99
MZ1GLR	WIRE MARK.ZMOD.1R	99
MZ1GLS	WIRE MARK.ZMOD.1S	99
MZ1GLT	WIRE MARK.ZMOD.1T	99
MZ1GLU	WIRE MARK.ZMOD.1U	99
MZ1GLV	WIRE MARK.ZMOD.1V	99
MZ1GLW	WIRE MARK.ZMOD.1W	99
MZ1GLX	WIRE MARK.ZMOD.1X	99
MZ1GLY	WIRE MARK.ZMOD.1Y	99
MZ1GLZ	WIRE MARK.ZMOD.1Z	99
MZ1GNO	WIRE MARK.ZMOD.10	99
MZ1GN1	WIRE MARK.ZMOD.11	99
MZ1GN2	WIRE MARK.ZMOD.12	99
MZ1GN3	WIRE MARK.ZMOD.13	99
MZ1GN4	WIRE MARK.ZMOD.14	99
MZ1GN5	WIRE MARK.ZMOD.15	99
MZ1GN6	WIRE MARK.ZMOD.16	99
MZ1GN7	WIRE MARK.ZMOD.17	99
MZ1GN8	WIRE MARK.ZMOD.18	99
MZ1GN9	WIRE MARK.ZMOD.19	99
MZ1GSB	WIRE MARK.ZMOD.1 SLASH	99
MZ1GSH	WIRE MARK.ZMOD.1 GROUND	99
MZ1GSM	WIRE MARK.ZMOD.1 -	99
MZ1GSP	WIRE MARK.ZMOD.1 +	99
MZ2GLA	WIRE MARK.ZMOD.2A	99
MZ2GLB	WIRE MARK.ZMOD.2B	99
MZ2GLC	WIRE MARK.ZMOD.2C	99
MZ2GLD	WIRE MARK.ZMOD.2D	99
MZ2GLE	WIRE MARK.ZMOD.2E	99
MZ2GLF	WIRE MARK.ZMOD.2F	99
MZ2GLG	WIRE MARK.ZMOD.2G	99
MZ2GLH	WIRE MARK.ZMOD.2H	99
MZ2GLI	WIRE MARK.ZMOD.2I	99
MZ2GU	WIRE MARK.ZMOD.2J	99
MZ2GLK	WIRE MARK.ZMOD.2K	99
MZ2GLL	WIRE MARK.ZMOD.2L	99
MZ2GLM	WIRE MARK.ZMOD.2M	99
MZ2GLN	WIRE MARK.ZMOD.2N	99
MZ2GLO	WIRE MARK.ZMOD.2 0	99
MZ2GLP	WIRE MARK.ZMOD.2P	99
MZ2GLQ	WIRE MARK.ZMOD.2Q	99
MZ2GLR	WIRE MARK.ZMOD.2R	99
MZ2GLS	WIRE MARK.ZMOD.2S	99
MZ2GLT	WIRE MARK.ZMOD.2T	99
MZ2GLU	WIRE MARK.ZMOD.2U	99
MZ2GLV	WIRE MARK.ZMOD.2V	99
MZ2GLW	WIRE MARK.ZMOD.2W	99
MZ2GLX	WIRE MARK.ZMOD.2X	99
MZ2GLY	WIRE MARK.ZMOD.2Y	99
MZ2GLZ	WIRE MARK.ZMOD.2Z	99
MZ2GN0	WIRE MARK.ZMOD.20	99
MZ2GN1	WIRE MARK.ZMOD.21	99
MZ2GN2	WIRE MARK.ZMOD.2 2	99
MZ2GN3	WIRE MARK.ZMOD.2 3	99
MZ2GN4	WIRE MARK.ZMOD.2 4	99
MZ2GN5	WIRE MARK.ZMOD.2 5	99
MZ2GN6	WIRE MARK.ZMOD.2 6	99
MZ2GN7	WIRE MARK.ZMOD.2 7	99
MZ2GN8	WIRE MARK.ZMOD.2 8	99
MZ2GN9	WIRE MARK.ZMOD.2 9	99
MZ2GSB	WIRE MARK.ZMOD.2 SLASH	99
MZ2GSH	WIRE MARK.ZMOD.2 GROUND	99
MZ2GSM	WIRE MARK.ZMOD.2 -	99
MZ2GSP	WIRE MARK.ZMOD.2 +	99
MZ3GLA	WIRE MARK.ZMOD.3A	99
MZ3GLB	WIRE MARK.ZMOD.3B	99
MZ3GLC	WIRE MARK.ZMOD.3C	99
MZ3GLD	WIRE MARK.ZMOD.3D	99
MZ3GLE	WIRE MARK.ZMOD.3E	99
MZ3GLF	WIRE MARK.ZMOD.3F	99
MZ3GLG	WIRE MARK.ZMOD.3G	99

CODE	DESCRIPTION	PAGE
MZ3GLH	WIRE MARK.ZMOD.3H	99
MZ3GU	WIRE MARK.ZMOD.3I	99
MZ3GU	WIRE MARK.ZMOD.3J	99
MZ3GLK	WIRE MARK.ZMOD.3K	99
MZ3GLL	WIRE MARK.ZMOD.3L	99
MZ3GLM	WIRE MARK.ZMOD.3M	99
MZ3GLN	WIRE MARK.ZMOD.3N	99
MZ3GLO	WIRE MARK.ZMOD.30	99
MZ3GLP	WIRE MARK.ZMOD.3P	99
MZ3GLQ	WIRE MARK.ZMOD.3Q	99
MZ3GLR	WIRE MARK.ZMOD.3R	99
MZ3GLS	WIRE MARK.ZMOD.3S	99
MZ3GLT	WIRE MARK.ZMOD.3T	99
MZ3GLU	WIRE MARK.ZMOD.3U	99
MZ3GLV	WIRE MARK.ZMOD.3V	99
MZ3GLW	WIRE MARK.ZMOD.3W	99
MZ3GLX	WIRE MARK.ZMOD.3X	99
MZ3GLY	WIRE MARK.ZMOD.3Y	99
MZ3GLZ	WIRE MARK.ZMOD.3Z	99
MZ3GNO	WIRE MARK.ZMOD.30	99
MZ3GN1	WIRE MARK.ZMOD.31	99
MZ3GN2	WIRE MARK.ZMOD.32	99
MZ3GN3	WIRE MARK.ZMOD.33	99
MZ3GN4	WIRE MARK.ZMOD.34	99
MZ3GN5	WIRE MARK.ZMOD.35	99
MZ3GN6	WIRE MARK.ZMOD.3 6	99
MZ3GN7	WIRE MARK.ZMOD.3 7	99
MZ3GN8	WIRE MARK.ZMOD.3 8	99
MZ3GN9	WIRE MARK.ZMOD.3 9	99
MZ3GSB	WIRE MARK.ZMOD.3 SLASH	99
MZ3GSH	WIRE MARK.ZMOD.3 GROUND	99
MZ3GSM	WIRE MARK.ZMOD.3-	99
MZ3GSP	WIRE MARK.ZMOD.3 +	99
MZ4GLA	WIRE MARK.ZMOD.4A	99
MZ4GLB	WIRE MARK.ZMOD.4B	99
MZ4GLC	WIRE MARK.ZMOD.4C	99
MZ4GLD	WIRE MARK.ZMOD.4D	99
MZ4GLE	WIRE MARK.ZMOD.4E	99
MZ4GLF	WIRE MARK.ZMOD.4F	99
MZ4GLG	WIRE MARK.ZMOD.4G	99
MZ4GLH	WIRE MARK.ZMOD.4H	99
MZ4GU	WIRE MARK.ZMOD.4I	99
MZ4GU	WIRE MARK.ZMOD.4J	99
MZ4GLK	WIRE MARK.ZMOD.4K	99
MZ4GLL	WIRE MARK.ZMOD.4L	99
MZ4GLM	WIRE MARK.ZMOD.4M	99
MZ4GLN	WIRE MARK.ZMOD.4N	99
MZ4GLO	WIRE MARK.ZMOD.40	99
MZ4GLP	WIRE MARK.ZMOD.4P	99
MZ4GLQ	WIRE MARK.ZMOD.4Q	99
MZ4GLR	WIRE MARK.ZMOD.4R	99
MZ4GLS	WIRE MARK.ZMOD.4S	99
MZ4GLT	WIRE MARK.ZMOD.4T	99
MZ4GLU	WIRE MARK.ZMOD.4U	99
MZ4GLY	WIRE MARK.ZMOD.4V	99
MZ4GLW	WIRE MARK.ZMOD.4W	99
MZ4GLX	WIRE MARK.ZMOD.4X	99
MZ4GLY	WIRE MARK.ZMOD.4Y	99
MZ4GLZ	WIRE MARK.ZMOD.4Z	99
MZ4GNO	WIRE MARK.ZMOD.4 0	99
MZ4GN1	WIRE MARK.ZMOD.41	99
MZ4GN2	WIRE MARK.ZMOD.4 2	99
MZ4GN3	WIRE MARK.ZMOD.4 3	99
MZ4GN4	WIRE MARK.ZMOD.4 4	99
MZ4GN5	WIRE MARK.ZMOD.4 5	99
MZ4GN6	WIRE MARK.ZMOD.4 6	99
MZ4GN7	WIRE MARK.ZMOD.4 7	99
MZ4GN8	WIRE MARK.ZMOD.4 8	99
MZ4GN9	WIRE MARK.ZMOD.4 9	99
MZ4GSB	WIRE MARK.ZMOD.4 SLASH	99
MZ4GSH	WIRE MARK.ZMOD.4 GROUND	99

CODE	DESCRIPTION	PAGE
MZ4GSM	WIRE MARK.ZMOD.4-	99
MZ4GSP	WIRE MARK.ZMOD.4 +	99
MZ5GLA	WIRE MARK.ZMOD.5A	99
MZ5GLB	WIRE MARK.ZMOD.5B	99
MZ5GLC	WIRE MARK.ZMOD.5C	99
MZ5GLD	WIRE MARK.ZMOD.5D	99
MZ5GLE	WIRE MARK.ZMOD.5E	99
MZ5GLF	WIRE MARK.ZMOD.5F	99
MZ5GLG	WIRE MARK.ZMOD.5G	99
MZ5GLH	WIRE MARK.ZMOD.5H	99
MZ5GLI	WIRE MARK.ZMOD.5I	99
MZ5GU	WIRE MARK.ZMOD.5J	99
MZ5GLK	WIRE MARK.ZMOD.5K	99
MZ5GLL	WIRE MARK.ZMOD.5L	99
MZ5GLM	WIRE MARK.ZMOD.5M	99
MZ5GLN	WIRE MARK.ZMOD.5N	99
MZ5GLO	WIRE MARK.ZMOD.5 0	99
MZ5GLP	WIRE MARK.ZMOD.5P	99
MZ5GLQ	WIRE MARK.ZMOD.5Q	99
MZ5GLR	WIRE MARK.ZMOD.5R	99
MZ5GLS	WIRE MARK.ZMOD.5S	99
MZ5GLT	WIRE MARK.ZMOD.5T	99
MZ5GLU	WIRE MARK.ZMOD.5U	99
MZ5GLV	WIRE MARK.ZMOD.5V	99
MZ5GLW	WIRE MARK.ZMOD.5W	99
MZ5GLX	WIRE MARK.ZMOD.5X	99
MZ5GLY	WIRE MARK.ZMOD.5Y	99
MZ5GLZ	WIRE MARK.ZMOD.5Z	99
MZ5GNO	WIRE MARK.ZMOD.5 0	99
MZ5GN1	WIRE MARK.ZMOD.51	99
MZ5GN2	WIRE MARK.ZMOD.5 2	99
MZ5GN3	WIRE MARK.ZMOD.5 3	99
MZ5GN4	WIRE MARK.ZMOD.5 4	99
MZ5GN5	WIRE MARK.ZMOD.5 5	99
MZ5GN6	WIRE MARK.ZMOD.5 6	99
MZ5GN7	WIRE MARK.ZMOD.5 7	99
MZ5GN8	WIRE MARK.ZMOD.5 8	99
MZ5GN9	WIRE MARK.ZMOD.5 9	99
MZ5GSB	WIRE MARK.ZMOD.5 SLASH	99
MZ5GSH	WIRE MARK.ZMOD.5 GROUND	99
MZ5GSM	WIRE MARK.ZMOD.5-	99
MZ5GSP	WIRE MARK.ZMOD.5 +	99
MZCON1	APPLICATOR CONE"Z"MOD.1	99
MZCON2	APPLICATOR CONE"Z"MOD.2	99
MZCON3	APPLICATOR CONE"Z"MOD.3	99
MZCON4	APPLICATOR CONE"Z"MOD.4	99
MZCON5	APPLICATOR CONE"Z"MOD.5	99
MZCON6	APPLICATOR CONE"Z"MOD.6	99
NAI200	DIMENSIONS MM 300x200	128
NAI350	DIMENSIONS MM 500x350	128
NV1550	GLASS TAPE 15X0.12	176
NV2050	GLASS TAPE 15X0.12	176
P1730A	TAG HOLDER 17X30 ADHESIVE	34
P1730N	TAG HOLDER 17X30 NO ADES	34
P1752A	TAG HOLDER 17X52 ADHESIVE	34
P1752N	TAG HOLDER 17X52 NON AD.	34
P1770A	TAG HOLDER 17X70 ADHESIVE	34
P1770N	TAG HOLDER 17X70 NON AD.	34
PA0200	CLAW CABLE CLIPS MOD. 2	165
PAB165	Rng.Wre.F. 3.2/S. 1.5-2.5	167
PAB265	Rng.Wre.F. 3.7 /&. 1.5-2.5	167
PAB366	Rng.Wre.F.4.3/S1.5-2.5 L6.6	167
PAB385	Rng.Wre.F. 4.3/S. 1.5-2.5	167
PAB495	Rng.Wre.F. 5.3/S. 1.5-2.5	167
PAB512	Rng.Wre.F. 6.4 /&. 1.5-2.5	167
PAB612	Rng.Wre.F. 8.4/S. 1.5-2.5	167
PAB713	Rng.Wre.F.10.5/S. 1.5-2.5	167
PAGE 395	Rng.Wre.F. 4.3/S. 4.0-6.0	167
PAGE 495	Rng.Wre.F. 5.3/S. 4.0-6.0	167
PAGE 512	Rng.Wre.F.6.4S4.0-6.0L12.0	167
PAGE 615	Rng.Wre.F. 8.4/S. 4.0-6.0	167

CODE	DESCRIPTION	PAGE
PAGE 715	Rng.Wre.F.10.5/S. 4.0-6.0	167
PARI 55	Rng.Wre.F. 3.2 /S. 0.5-1.0	167
PAR255	Rng.Wre.F. 3.7/S. 0.5-1.0	167
PAR366	Rng.Wre.F.4.3S0.5-1.0L6.6	167
PAR380	Rng.Wre.F. 4.3/S. 0.5-1.0	167
PAR480	Rng.Wre.F. 5.3/S. 0.5-1.0	167
PAR511	Rng.Wre.F. 6.4/S. 0.5-1.0	167
PAR611	Rng.Wre.F. 8.4 /S. 0.5-1.0	167
PAR713	Rng.Wre.F.10.5/S. 0.5-1.0	167
PCM0D1	CROSS CABLE LAYING MOD. 1	163
PCM0D2	CROSS CABLE LAYING MOD. 2	163
PCM0D3	CROSS CABLE LAYING MOD. 3	163
PCPR0F	CROSS CABLE LAYING PROFIUTO	163
PD2075	FERRULES 2X0.75X8 GRAY	166
PD2100	FERRULES 2X1X8 RED	166
PD2150	FERRULES 2X1.50X8 BLACK	166
PD2250	FERRULES 2X2.50X8 BLUE	166
PDU04A.1	NO ACCESS TOO UNAUTHO-RIZED PERSONS S	126
PDU04A.2	NO ACCESS TOO UNAUTHO-RIZED PERSONS M	126
PDU04A.3	NO ACCESS TOO UNAUTHO-RIZED PERSONS L	126
PEN025.A	DISPOSABLE PEN 0.25	4-7-17
PEN035.A	DISPOSABLE PEN 0.35	7-17
PF1910	SCREW MNTG.PLTE 19X10	160
PF192V	2-WAY MNTG.PLTE 19X19	160
PF262V	2-WAY MNTG.PLTE	160
PFACUL	CRADLE FIX. PLATE 15X22	160
PFB257	Frk.Wre.Trmnls.F3.7S1.5-2.5L5.7	167
PFB262	Frk.Wre.Trmnls F3.7S1.5-2.5L6.2	167
PFB366	Frk.Wre.Trmnls F4.3S1.5-2.5L6.6	167
PFB372	Frk.Wre.Trmnls F4.3S1.5-2.5L7.2	167
PFB480	Frk.Wre.Trmnls F 5.3/S. 1.5-2.5	167
PFB510	Frk.Wre.Trmnls F 6.4/S. 1.5-2.5	167
PFG272	Frk.Wre.Trmnls F3.7S4.0-6.0L7.2	167
PFG282	Frk.Wre.Trmnls F3.7S4.0-6.0L8.2	167
PFG372	Frk.Wre.Trmnls F4.3S.4.0-6.0L7.2	167
PFG382	Frk.Wre.Trmnls F4.3S.4.0-6.0L.8.2	167
PFG490	Frk.Wre.Trmnls F 5.3/S. 4.0-6.0	167
PFG512	Frk.Wre.Trmnls F 6.4/S. 4.0-6.0	167
PIFATB	METAL PLIERS FOR STRPS L"	161
PIFATG	G TYPE STRIP PLIERS	161
PISTEB	PLATE FOR LAMINATED STRIPS	17
PPB210	Flat Tip Wd2.4Ln10S1.5-2.5	168
PPB218	Flat tip Wd2.4Ln18S1.5-2.5	168
PPG310	Flat tip Wd2.8Ln10.0S.4-6	168
PPG318	Flat tip Wd2.8Ln18S.4.6.	168
PPR110	Flat tip Wd.2.3Ln10S0.5-1	168
PPR118	Flat tip Wd.2.2Ln18S.0.5-1	168
PPU02A.1	PATCH PANEL S	126
PPU02A.2	PATCH PANEL M	126
PPU02A.3	PATCH PANEL L	126
PPU04A.1	POWERED EQUIPMENT S	126
PPU04A.2	POWERED EQUIPMENT M	126
PPU04A.3	POWERED EQUIPMENT L	126
PPU06A.1	HIGH VOLTAGE- RISK OF DEATH S	126
PPU06A.2	HIGH VOLTAGE- RISK OF DEATH M	126
PPU06A.3	HIGH VOLTAGE- RISK OF DEATH L	126
PPU09A.1	ELECTRICITY S	126
PPU09A.2	ELECTRICITY M	126
PPU09A.3	ELECTRICITY L	126
PPU31A.1	MOVING PARTS S	126
PPU31A.2	MOVING PARTS M	126
PPU31A.3	MOVING PARTS L	126
PR.25L	TIPS 0.25 L8WR.PALE BLUE	169
PR.25N	TIPS 0.25 L6WR.PALE BLUE	169
PR.34L	TIPS 0.34 L8WR.TURQ.	169
PR.34N	TIPS 0.34 L6WR.TURQ.	169

CODE	DESCRIPTION	PAGE
PR.50L	TIPS 0.50 L10WR.ORANGE	169
PR.50N	TIPS 0.50 L8WR.ORANGE	169
PR.50P	TIPS 0.50 L6WR.ORANGE	169
PR.75L	TIPS 0.75 L10WR.WHITE	169
PR.75N	TIPS 0.75 L8WR.WHITE	169
PR.75P	TIPS 0.75 L6WR.WHITE	169
PR.75X	TIPS 0.75 L12WR.WHITE	169
PR1.0L	TIPS 1.0L10WR.YELLOW	169
PR1.0N	PUNTAL11.0 L8WR.YELLOW	169
PR1.0P	PUNTAL11.0 L6WR.YELLOW	169
PR1.0X	PUNTAL11.0 L12 WR.YELLOW	169
PR1.5L	PUNTAL11.50 L10WR.RED	169
PR1.5N	PUNTAL11.50 L8WR.RED	169
PR1.5P	PUNTAL11.50 L6WR.RED	169
PR1.5X	PUNTAL11.50 L12 WR.RED	169
PR10.L	PUNTAL110 L18 WR.IVORY	169
PR10.N	PUNTAL110 L12 WR.IVORY	169
PR120N	PUNTAL1120 L27WR. BLUE	169
PR150N	PUNTAL1150 L32WR. YELLOW	169
PR16.L	PUNTAL116 L18 WR.GREEN	169
PR16.N	PUNTAL116 L12 WR.GREEN	169
PR2.5L	TIPS 2.50 L12WR.BLUE	169
PR2.5N	TIPS 2.50 L8WR.BLUE	169
PR2.5P	TIPS 2.50 L12 WR.BLUE	169
PR2.5X	TIPS 2.50 L18 WR.BLUE	169
PR25.L	TIPS 25 L18 WR.BROWN	169
PR25.N	TIPS 25 L16 WR.BROWN	169
PR25.X	TIPS 25 L22 WR.BROWN	169
PR35.L	TIPS 35 L18WR. BEIGE	169
PR35.N	TIPS 35 L16WR. BEIGE	169
PR35.X	TIPS 35 L25WR. BEIGE	169
PR4.0L	TIPS 4.0 L12 WR.GRAY	169
PR4.0N	TIPS 4.0 L9.5WR.GRAY	169
PR4.0X	TIPS 4.0 L18 WR.GRAY	169
PR50.L	TIPS 50 L25WR.OLIVE	169
PR50.N	TIPS 50 L20WR.OLIVE	169
PR6.0L	TIPS 6.0 L12 WR.BLACK	169
PR6.0N	TIPS 6.0 L12 WR.BLACK	169
PR70.N	TIPS 70 L21 WR.YELLOW	169
PR95.N	TIPS 95 L25WR.RED	169
PRB112	Frk.Wre.Trmnls 1.5-2.5	168
PRF257	Frk.Wre.Trmnls F3.7/S0.5-1.0L5.7	167
PRF262	Frk.Wre.Trmnls F3.7S.0.5-1.0L6.2	167
PRF364	Frk.Wre.Trmnls F4.3S.0.5-1.0L6.4	167
PRF372	Frk.Wre.Trmnls F4.3S.0.5-1.0L7.2	167
PRF480	Frk.Wre.Trmnls F 5.3/S. 0.5-1.0	167
PRF597	Frk.Wre.Trmnls F 6.3/S. 0.5-1.0	167
PRG214	Frk.Wre.Trmnls 4.0-6.0	168
PRIGP5	GP5 5.STEUXPLOTTER VP500	
PRIPTQ	PRINTER PLTE. FOR PANEL TAG	36
PRR112	Frk.Wre.Trmnls 0.5-1.0	168
PT0827	TAG HOLDER DM.22 X TAR.8 MM.	34
PT1AUT	self-locking tag holder	28
PT2AUT	self-locking tag holder	28
PT827T	TAG HOLD. DM.22 H.8 TELEMEC.	34
PT827T.A	TAG HOLD. DM.22 H.8 TELEMEC. ADHESIVE	34
PTAR22	TAG HOLDER DM.22 BUTTON	34
PTAR24	TAG HOLDER DM.24 BUTTON	34
PTAR2A	TAG HOLDER DM.22 BUTTON	34
PTBIAN	ADHESIVE TAG HOLDER TRACK	35
PTKIT1	INSTALL. TAG KIT DM.22	35
PTKIT2	INSTAL. TAG KIT 17X30	35
PTKIT3	INSTAL. TAG KIT 17X52	35
PTKIT4	INSTAL. TAG KIT 17X70	35
PTKITA	NTATAG HOLDER DM.22	35

BRADY MT WHEN PERFORMANCE MATTERS MOST™

CODE	DESCRIPTION	PAGE
PTKITB	KIT B TAG HOLDER 17X30	35
PTKITC	KIT C TAG HOLDER 17X52	35
PTKITD	KIT D TAG HOLDER 17X70	35
PV0000	SPECIAL SHRINK SLEEVE	144
PV024N	PVC SHRINK SLEEVE 2.4 BLACK	144
PV032N	PVC SHRINK SLEEVE 3.2 BLACK	144
PV048N	PVC SHRINK SLEEVE 4.8 BLACK	144
PV064N	PVC SHRINK SLEEVE 6.4 BLACK	144
PV095N	PVC SHRINK SLEEVE 9.5 BLACK	144
PV101N	PVC SHRINK SLEEVE 101.6 BLACK	144
PV127N	PVC SHRINK SLEEVE 12.7 BLACK	144
PV160N	PVC SHRINK SLEEVE 16 BLACK	144
PV190N	PVC SHRINK SLEEVE 19 BLACK	144
PV254N	PVC SHRINK SLEEVE 25.4 BLACK	144
PV320N	PVC SHRINK SLEEVE 32 BLACK	144
PV381N	PVC SHRINK SLEEVE 38.1 BLACK	144
PV508N	PVC SHRINK SLEEVE 50.8 BLACK	144
PV762N	PVC SHRINK SLEEVE 76.2 BLACK	144
PX.25L	TIPS 0.25 L8WR. VIOLET	169
PX.25N	TIPS 0.25 L6TE.VIOLET	169
PX.34L	TIPS 0.34 L8WR.PINK	169
PX.34N	TIPS 0.34 L6TE.PINK	169
PX.50L	TIPS 0.50 L10 WR.WHITE	169
PX.50N	TIPS 0.50 L8TE.WHITE	169
PX.50P	TIPS 0.50 L6 WR.WHITE	169
PX.75L	TIPS 0.75 L10WR.BLUE	169
PX.75N	TIPS 0.75 L8TE.BLUE	169
PX.75P	TIPS 0.75 L6WR.BLUE	169
PX.75X	TIPS 0.75 L12WR.BLUE	169
PX1.0L	TIPS11.0 L10WR.RED	169
PX1.0N	TIPS11.0 L8TE.RED	169
PX1.0P	TIPS11.0 L6WR.RED	169
PX1.0X	TIPS11.0 L12 WR.RED	169
PX1.5L	TIPS11.50 L10 WR.RED	169
PX1.5N	TIPS11.50 L8TE.BLACK	169
PX1.5P	TIPS11.50 L6WR.RED	169
PX1.5X	TIPS11.50 L12 WR.RED	169
PX10.L	TIPS110 L18 WR.BROWN	169
PX10.N	TIPS110 L12TE.BROWN	169
PX16.L	TIPS116 L18 IVORY	169
PX16.N	TIPS116 L12 TE.IVORY	169
PX2.5L	TIPS 25 L18 WR.BLACK	169
PX2.5N	TIPS 2.50 L8TE.GRAY	169
PX2.5P	TIPS 2.50 L12WR.GRAY	169
PX2.5X	TIPS 2.50 L18WR.GRAY	169
PX25.L	TIPS 25 L18WR.BLACK	169
PX25.N	TIPS 25 L16TE.BLACK	169
PX25.X	TIPS 25 L22WR.BLACK	169
PX3S.L	TIPS 35 L18WR.RED	169
PX35.N	TIPS 25 L22WR.BLACK	169
PX35.X	TIPS 35 L25WR.RED	169
PX4.0L	TIPS 4.0 L12 WR.ORANGE	169
PX4.0N	TIPS 4.0 L9.5TE.ORANGE	169
PX4.0X	TIPS 4.0 L18 WR.ORANGE	169
PX50.L	TIPS 50 L25WR.BLUE	169
PX50.N	TIPS 50 L20TE.BLUE	169
PX6.0L	TIPS 6.0 L12 WR. GREEN	169
PX6.0N	TIPS 6.0 L12 TE.GREEN	169
R90M12	M16X1.5	143
R90M23	M20X1.5	143
R90M35	M25X1.5	143
R90M46	M32X1.5	143
R90M50	M40X1.5	143
R90P22	PG09	143
R90P33	PG11	143
R90P45	PG 13.5	143
R90P55	PG16	143
R90P60	PG21	143
R90P70	PG29	143
RCME12	M16X1.5	143
RCME13	M16X1.5	143
RCME20	M20X1.5	143
RCME25	M20X1.5	143
RCME36	M25X1.5	143
RCME40	M32X1.5	143
RCME50	M40X1.5	143
RCME70	M63X1.5	143
RCPG22	PG09	143
RCPG33	PG11	143
RCPG45	PG13.5	143
RCPG50	PG16	143
RCPG60	PG21	143
RCPG70	PG29	143
RCPG80	PG36	143
RCPG90	PG48	143
RDME02	M12X1.5	142
RDME03	M12X1.5	142
RDME12	M16X1.5	142
RDME13	M16X1.5	142
RDME24	M20X1.5	142
RDME25	M20X1.5	142
RDME36	M25X1.5	142
RDME40	M32X1.5	142
RDME50	M40X1.5	142
RDME60	M50X1.5	142
RDME70	M63X1.5	142
RDPG11	PG07	142
RDPG12	PG07	142
RDPG22	PG09	142
RDPG23	PG09	142
RDPG24	PG09	142
RDPG25	PG09	142
RDPG32	PG11	142
RDPG33	PG11	142
RDPG34	PG11	142
RDPG35	PG11	142
RDPG44	PG13.5	142
RDPG45	PG13.5	142
RDPG54	PG16	142
RDPG55	PG16	142
RDPG60	PG21	142
RDPG66	PG21	142
RDPG70	PG29	142
RDPG77	PG29	142
RDPG80	PG36	142
RDPG90	PG48	142
RR1050	COTTON TAPE 10X0.18	176
RR1550	COTTON TAPE 15X0.18	176
RR2050	COTTON TAPE 20X0.18	176
RR2550	COTTON TAPE 25X0.18	176
RR3050	COTTON TAPE 30X0.18	176
RR4050	COTTON TAPE 40X0.18	176
S035GR	PEN.0.35XGRAPH	17
SA0010	ADEMARK SLEEVES MOD.0 L10	90
SA0012	ADEMARK SLEEVES MOD.0 L12	90
SA0016	ADEMARK SLEEVES MOD.0 L16	91
SA0018	ADEMARK SLEEVES MOD.0 L18	91
SA0023	ADEMARK SLEEVES MOD.0 L23	91
SA0030	ADEMARK SLEEVES MOD.0 L30	91
SA00MT	ADEMARK SLEEVES MOD.0 MAT	91
SA0110	ADEMARK SLEEVES M0D.1 L10	90
SA0112	ADEMARK SLEEVES M0D.1 L12	90
SA0116	ADEMARK SLEEVES M0D.1 L16	91
SA0118	ADEMARK SLEEVES M0D.1 L18	91
SA0123	ADEMARK SLEEVES M0D.1 L23	91
SA0130	ADEMARK SLEEVES M0D.1 L30	91
SA01MT	ADEMARK SLEEVES M0D.1 MAT	91
SA01TU	ADEMARK SLEEVES M0D.1 L2m	15
SA0210	ADEMARK SLEEVES M0D.2 L10	90
SA0212	ADEMARK SLEEVES MOD.2 L12	90
SA0216	ADEMARK SLEEVES MOD.2L16	91
SA0218	ADEMARK SLEEVES MOD.2 L18	91
SA0223	ADEMARK SLEEVES MOD.2 L23	91
SA0230	ADEMARK SLEEVES MOD.2 L30	91
SA02MT	ADEMARK SLEEVES MOD.2 MAT	91
SA02TU	ADEMARK SLEEVES MOD.2 L2m	15
SA0310	ADEMARK SLEEVES MOD.3 L10	90
SA0312	ADEMARK SLEEVES MOD.3 L12	90
SA0316	ADEMARK SLEEVES MOD.3 L16	91
SA0318	ADEMARK SLEEVES MOD.3 L18	91
SA0323	ADEMARK SLEEVES MOD.3 L23	91
SA0330	ADEMARK SLEEVES MOD.3 L30	91
SA03MT	ADEMARK SLEEVES MOD.3 MAT	91
SA03TU	ADEMARK SLEEVES MOD.3 L2m	15
SA0410	ADEMARK SLEEVES MOD.4 L10	90
SA0412	ADEMARK SLEEVES MOD.4 L12	90
SA0416	ADEMARK SLEEVES MOD.4 L16	91
SA0418	ADEMARK SLEEVES MOD.4 L18	91
SA0423	ADEMARK SLEEVES MOD.4 L23	91
SA0430	ADEMARK SLEEVES MOD.4 L30	91
SA04MT	ADEMARK SLEEVES MOD.4 MAT	91
SA0510	ADEMARK SLEEVES MOD.5 L10	90
SA0512	ADEMARK SLEEVES MOD.5 L12	90
SA0516	ADEMARK SLEEVES MOD.5 L16	91
SA0518	ADEMARK SLEEVES MOD.5 L18	91
SA0523	ADEMARK SLEEVES MOD.5 L23	91
SA0530	ADEMARK SLEEVES MOD.5 L30	91
SA05MT	ADEMARK SLEEVES MOD.5 MAT	91
SA0610	ADEMARK SLEEVES MOD.6 L10	90
SA0612	ADEMARK SLEEVES MOD.6 L12	90
SA0616	ADEMARK SLEEVES MOD.6 L16	91
SA0618	ADEMARK SLEEVES MOD.6 L18	91
SA0623	ADEMARK SLEEVES MOD.6 L23	91
SA0630	ADEMARK SLEEVES MOD.6 L30	91
SA06MT	ADEMARK SLEEVES MOD.6 MAT	91
SA0916	ADEMARK SLEEVES M0D.9X16	95
SA09MT	ADEMARK SLEEVE M0D.9 M	95
SA1018	ADEMARK SLEEVE MOD.10X18	95
SA1023	ADEMARK SLEEVE MOD.10X23	95
SA1028	ADEMARK SLEEVE MOD.10X28	95
SA1032	ADEMARK SLEEVE MOD.10X32	95
SA1034	TERM.BLCK.TAG 3.5X7.5-3.5M0D.	20
SA1036	ADEMARK SLEEVE MOD.10X36	95
SA1042	TAG 9X20-FEST0-KL0CM	22
SA1047	ADEMARK SLEEVE MOD.10X47	95
SA1052	TAG 8X20 ESCHA	22
SA1054	TAG8X18.5PEPPERFUCHS	22
SA1060	TAG 9X12 LUMBERG	22
SA1062	TAG 9X20 LUMBERG	22
SA1070	TAG 8X17.5 K.MOELLER	22
SA10X5	TAG 10X5 MODULBECKHOFF	22
SA10X7	TAG SIEM.SIRIUS 10X7	22
SA10X8	TAG SIEMENSASIMM.10X8	22
SA1121	SLVS FOR ACS TAGS 9X20	23
SA1135	SLVS FOR ACS TAGS 9X35	23-95
SA11X4	TAG SIEM.SIRIUS11X4	22-95
SA1226	TRMNL.BLCK.TAG 4X10-4M0D.	20
SA1228	TRMNL.BLCK.TAG6X5-6PH0.ZS	20
SA1232	TRMNL.BLCK.TAG5X5-5 PH0.ZS	20
SA1234	TRMNL.BLCK.TAG5X10-5 PH0.ZS	20
SA1236	TRMNL.BLCK.TAG5X10-6 PH0.ZS	20
SA1248	TAGSACS-4.2X5	21
SA1430	TRMNL.BLCK.TAG6X8.2-6 M0D	21
SA20EK	PLOT BASIC	4
SA20IC	PACK 6 PCS. PLATE EKXICS	4
SA20PC	PACK 6 PCS. PLATE EKXCAVI	4
SA20PM	PACK 6 PCS. PLATE EKXM0RS	4
SA20X7	TAG SIEM.SIRIUS20X7	22
SA2610	ACS TAG-5X10	21
SA2615	ACS TAG-5X12	21
SA2620	TRMNL.BLCK.TAG EN-TREL6X10-6	21
SA2625	ACS TAG-6X12	21
SA2630	TRMNL.BLCK.TAG EN-TREL8X10-8	21
SA2920	SLVM0D.29 L20 F0R TAG 9X20	23
SA2935	SLVM0D. 29L35F0R TAG 9X35	23
SA4025	NIP POINT PEN BTS 0.25	7
SA4051	PLATE FOR GRAPH. HOU. SEK. MUTOH	17
SA4071	CAD PEN FOR HOU.SEK TEST	7-17
SA4072	CAD PEN FOR GRAPHTEC	17
SA4074	MUTOH MARKER ST.ETIC	17
SA4075	ADAnAT0REXSA4074	17
SA4090	NIP POINT PEN BTS 0.30	7
SA4091	NIP POINT PEN BTS 0.50	7
SA40BE	PLA.XSA10X5BE.PACK 1PC.	6-11
SA40EK	ACSPLOTTERVP500	6
SA4DEN	PLTE.ENTRELECALLUM. (1PC.)	6-11
SA40IC	PACK 8PC PLA.ICS3STEU	17
SA40MU	PLTE. MUTOH	17
SA40PC	PACK 8PC.PLTE.ACS F0R WIRES	17
SA40PM	PACK 8 PC.PLTE.ACS F0R TERM.	17
SA4160	NIP PT. PEN REACTIVN. PUMP	7
SA41WG	PLT.X5-STRIP PLOT. MUTOH	17
SA4220	ACSTAG-4X18	19
SA4223	ACSTAG-4X23	19
SA4224	ACSTAG-4X30	19
SA4250	TAG 8X20-AEG SQUARE D	22
SA4260	CONTACTOR TAG 9X20	22
SA4290	TERM. TAG 5X10-5 M0D	20
SA4294	TAG 4X10WAG0-OTHERS	20
SA4295	TERM. TAG 5X10	20
SA4300	TERM. TAG 5X15-5 M0D	20
SA4305	TERM.TAG 5X15	20
SA4310	TERM. TAG 5X10	20
SA4320	TERM. TAG 5X15	19-20
SA4330	TERM. TAG 5X10	20
SA4335	TERM. TAG 5X10 AGGANDISA	20
SA4340	TERM. TAG TAG 5X15	20
SA4350	6X10PH0E+C0.ILMEWAG0	20-22
SA4360	TERMINALTAGS6X15	20
SA4361	TERM.TAGS5X10-5WAG0	20
SA4362	TERM.TAGS 12X7WAG01 0SYS	20
SA4363	TERM.TAG 5X5-5WAG0	20
SA4370	TERM. TAGS 6X10	20
SA4380	TERM. TAG 6X15	20
SA4390	TERM.TAGS 6X10	20
SA4440	TERM.TAGS 6X15	20
SA4441	TERM.TAGS 6X10-6 M0D	20
SA4460	TERM. TAG 6X10-6 M0D	20
SA4470	ACS TAG-8X12	21
SA4480	TERM. TAG 6X10-6 M0D	21
SA4570	TAG17X10-ALLBRA-SP.S	22
SA4700	TRMNL.BLCK.TAG5X8.6-5 M0D	21
SA4800	TERM. TAG 6X12-6 M0D	21
SA4B10	TAG 6X9-6 W0ERTZ AL.BR	21
SA4B11	TAG 5X9-5 W0ERTZ AL.BR	21
SA4812	TAG 5X12-5W0ERTZAL.br	21
SA4840	TAGS8X21-TELEMECAN	22
SA4841	TAGS8X17-TELEMEC.(LC1)	22
SA4950	TAGSM0RS.SIEMENS5X7	21
SA4960	TAGSM0RS.SIEMENS5X10	21
SA4961	TAGS5X10-5SIEM.WA2AL	21
SA4980	TAG WEID. DSTVK	22
SA4X10	ACS TAG -4X10-4STEU	18
SA4X12	ACS TAG-4X12-4STEU	18
SA4X15	ACS TAG-4X15-4STEU	18
SA5443	TERM. TAG 5X10-5 M0D	20
SA5444	TERM. TAG 5X15-5 M0D	20
SA5465	TERM. TAG 5X7.5-5 M0D	20
SA5X11	LEGR.VINNG3WIETESS	21
SA911A	TAG 9X11 ADHESIVE BASE	37
SA915A	TAG 9X15 ADHESIVE BASE	37
SA920A	TAG 9X20 ADHESIVE BASE	37
SA920N	9X20NAXSAT920-SA1121	23
SA935A	TAG 9X35 ADHESIVE BASE	37
SA935N	9X35N0ADJCSAT935	23
SA9X17	TARG.09X17 INTAUIABB	22
SAB412	ACSTAG-4X12<BLUE>	19
SAB418	ACSTAG-4X18<BLUE>	19
SABAIC	PLTE.EK FOR ICS PRINT N4 PC.	11
SABAPC	PLTE.EK FOR FIU TAG PRINT 3ST.N4PC.	11
SABAPM	PLTE.EK FOR WIRE PRINT TRML. BLK.4ST.N4PC.	11
SABI1A	ADHES.CLIP TRACK CM.100	95
SABI1F	HOLED CLIP TRACK CM.100	95
SABIAD	ADHES. CLIP TRACK CM.50	95
SABIC1	TRACK COVER CM.100	95
SABIC5	TRACK COVER CM.50	95
SABIF0	HOLED CLIP TRACK CM.50	95
SABISP	ADHES. HOLED CLIP TRACK	95
SACART.A	NR.5 INK CARTRIDGES SAGN60	7-17
SADIST	ADEMARK DISTRIBUTOR	89
SAEKIC	PACK 10 PC.PLTE.EKICS3SI	6
SAEKPC	PACK 10PC.PLTE.EKXCAVI	6
SAEKPM	PACK 10PC.PLTE.EKXM0RS	6
SAEKTQ	PLTE.EK XTAR.QUA.N1 PC.	
SAG410	TAG4X10 YELL.-4-STRIP	18
SAG412	ACSTAG-4X12<YELLOW>	19
SAG415	TAG 4X15 YELL.-4-STRIP	18
SAG418	ACSTAG-4X18<YELLOW>	19
SAG423	ACSTAG-4X23<YELLOW>	19
SAG426	CONTACT.TAG 9X20 YELLOW	22
SAG92A	TAG 9X20BASEAD.YELL.	37
SAG92N	TAG 9X20NADHES.YELL.	23
SAG93A	TAG 9X35BASEAD.YELL.	37
SAG93N	9X35 NO AD.XSAT935 YELL	23
SAGN60.A	INK FOR PLOTTER BLACK	7
SAGN6S.A	INK SOLVENT SAGN60	7
SAGRET	LABEL PLATE	17
SAHOIC	PLATE FOR ICS PRINT N8PC.	17
SAHOPC	PLATE FOR FIU TAG PRINT N8PC.	17
SAHOPM	PLATE FOR TERM.BLCK.WIRE PRINT N8PC.	17
SAJDTQ	PLATE FOR SQUARE TAG PRINT	13
SAKITC	ADEMARK KIT	89
SAKITV	EMPTY KIT ADEMARK	89
SALESI	TAG 5X10SIEMLEGR	21
SAP025	NIP PT. PEN ACS025+TANKERM	7-17
SAP035	NIP PT. PEN ACS035+TANKERM	7-17
SAP03H	NIP PT. PEN ACS035 HOU-SEK	17
SAP05H	NIP PT. PEN ACS050+TANK	17
SAPOAD	ADAPTER SAP03H-SAP05H	17
SAR412	ACSTAG-4X12<RED>	19
SAR418	ACSTAG-4X18<RED>	19
SAT15R	AD. PLASTIC TOOL MM15	89
SAT30R	AD. PLASTIC TOOL MM30	89
SAT920	TAG HOLDER 9X20 ADHESIVE	23
SAT935	TAG HOLD. 9X35 ADHESIVE	23
SATA12	ADEMARK TAG AD.L12	94
SATA16	ADEMARK TAG AD.L16	94
SATA18	ADEMARK TAG AD.L18	94
SATA22	ADEMARK TAG AD.L22	94
SATA25	ADEMARK TAG AD.L25	94
SATASP	ADEMARK TAG AD L special	94
SATC0O	CLIP TAG	95
SATCSP	CLIP TAG	95
SAUN15	HOOK	89
SAV412	ACSTAG-4X12<GREEN>	19
SAV418	ACSTAG-4X18<GREEN>	19
SK20EK	WTPLOTTER	4
SK4070	LABEL PRINT PLATE	6
SK40EK	WTPLOTTER	6
SL0001	LOOPING CLAMPING SCREWS MOD. 1	162
SL0002	LOOPING CLAMPING SCREWS MOD. 2	162
SL0003	LOOPING CLAMPING SCREWS MOD. 3	162
SL2712	Longitudinal white tag	28
SM2250	PATCH PANEL	126
SM4500	LIVE ELECTRICAL EQUIPMENT	126
SM9500	DO NOT USE WATER OR FOAM EXTINGUISHERS	126
SMN06M	TERM.BLCK.STRIPS METAL.	37
SMN06W	TERM.BLCK.STRIPS WHITE	37
SMN06Y	TERM.BLCK.STRIPS YELL	37
SMN11M	TERM.BLCK.STRIPS METAL.	37
SMN11W	TERM.BLCK.STRIPS WHITE	37
SMN11Y	TERM.BLCK.STRIPS YELL	37
SN0814	SILIC.RBBR.SLVE.0.8X1.4 50M	152
SN1621	SILIC.RBBR.SLVE.1.5X2.1 50M	152
SNSPEC	SILIC.RBBR.SLVE. OTHER SIZES	152
S018A1	ENSURE GROUND CONNEC-TION S	126
S018A2	ENSURE GROUND CONNEC-TION L	126
S01901	REMOVE POWER BEFORE REPAIRS OR WORKS S	126
S01902	REMOVE POWER BEFORE REPAIRS OR WORKS L	126
SQA17M	ADHES. TAG PVC METAL.	37
SQA17W	ADHES. TAG PVC WHITE	37
SQA17Y	ADHES. TAG PVC YELL.	37
SQA18M	ADHES. TAG PVC METAL.	37
SQA18W	ADHES. TAG PVC WHITE	37
SQA18Y	ADHES. TAG PVC YELL.	37
SQA27M	ADHES. TAG PVC METAL.	37
SQA27W	ADHES. TAG PVC WHITE	37
SQA27Y	ADHES. TAG PVC YELL.	37
SQA50M	ADHES. TAG PVC METAL.	37
SQA50W	ADHES. TAG PVC WHITE	37
SQA50Y	ADHES. TAG PVC YELL.	37
SQA67M	ADHES. TAG PVC METAL.	37
SQA67W	ADHES.TAG PVC WHITE	37
SQA67Y	ADHES.TAG PVC YELL.	37
SQBASE	PLTE.EK FOR PRINT PVC LBLS N1 PC.	11
SQN15M	PVC STRIPS METAL.	37
SQN15W	PVC STRIPS WHITE	37
SQN15Y	PVC STRIPS YELL.	37
SQN20M	PVC STRIPS METAL.	37
SQN20W	PVC STRIPS WHITE	37
SQN20Y	PVC STRIPS YELL.	37
SRM0AU	SELF-EXT SPIRAL RECORD	156
SRM0BI	SPIRAL RECORD M0.0 NAT	156

BRADY MT WHEN PERFORMANCE MATTERS MOST™

CODE	DESCRIPTION	PAGE
SRM0NE	SPIRAL RECORD M.0 BLACK	156
SRM1AU	SPIRAL RECORD SELF-EXT. 1	156
SRM1BI	SPIRAL RECORD M0.1 NAT	156
SRM1NE	SPIRAL RECORD M.1 BLACK	156
SRM2AU	SPIRAL RECORD SELF-EXT. 2	156
SRM2BI	SPIRAL RECORD M0D.2 NAT	156
SRM2NE	SPIRAL RECORD MOD.2 BLACK	156
SRM3AU	SPIRAL RECORD SELF-EXT. 3	156
SRM3BI	SPIRAL RECORD M0.3 NAT	156
SRM3NE	SPIRAL RECORD M.3 BLACK	156
SSTAFSL	bracket + Long. tag	28
ST2712	long/cross white tag	28
ST2BBB	WIRE MRKR. 2.3MM BROWN	88
ST2GGG	WIRE MARKER 2.3MM GRAY	88
ST2III	WIRE MARKER 2.3MM VIOLET	88
ST2LLL	WIRE MARKER 2.3MM BLUE	88
ST2NNN	WIRE MARKER 2.3MM BLACK	88
ST2000	WIRE MARKER 2.3MM ORANGE	88
ST2PPP	WIRE MARKER 2.3MM PINK	88
ST2RRR	WIRE MARKER 2.3MM RED	88
ST2VW	WIRE MARKER 2.3MM GREEN	88
ST2W00	WIRE MARKER WHITE 2.3MM 0	88
ST2W01	WIRE MARKER WHITE 2.3MM 1	88
ST2W02	WIRE MARKER WHITE 2.3MM 2	88
ST2W03	WIRE MARKER WHITE 2.3MM 3	88
ST2W04	WIRE MARKER WHITE 2.3MM 4	88
ST2W05	WIRE MARKER WHITE 2.3MM S	88
ST2W06	WIRE MARKER WHITE 2.3MM 6	88
ST2W07	WIRE MARKER WHITE 2.3MM 7	88
ST2W08	WIRE MARKER WHITE 2.3MM 8	88
ST2W09	WIRE MARKER WHITE 2.3MM 9	88
ST2WLA	WIRE MARKER WHITE 2.3MM A	88
ST2WLB	WIRE MARKER WHITE 2.3MM B	88
ST2WLC	WIRE MARKER WHITE 2.3MM C	88
ST2WU3	WIRE MARKER WHITE 2.3MM D	88
ST2WI£	WIRE MARKER WHITE 2.3MM E	88
ST2WLF	WIRE MARKER WHITE 2.3MM F	88
ST2WLG	WIRE MARKER WHITE 2.3MM G	88
ST2WLH	WIRE MARKER WHITE 2.3MM H	88
ST2WU	WIRE MARKER WHITE 2.3MM I	88
ST2WU	WIRE MARKER WHITE 2.3MMJ	88
ST2WLK	WIRE MARKER WHITE 2.3MM K	88
ST2WU	WIRE MARKER WHITE 22.3MM L	88
ST2WUVI	WIRE MARKER WHITE 2.3MM M	88
ST2WUI	WIRE MARKER WHITE 2.3MM N	88
ST2WIP	WIRE MARKER WHITE 2.3MM P	88
ST2WLQ	WIRE MARKER WHITE 2.3MM Q	88
ST2WLB	WIRE MARKER WHITE 2.3MM R	88
ST2WLS	WIRE MARKER WHITE 2.3MM S	88
ST2WLT	WIRE MARKER WHITE 2.3MM T	88
ST2WLU	WIRE MARKER WHITE 2.3MM U	88
ST2WLV	WIRE MARKER WHITE 2.3MM V	88
ST2WLW	WIRE MARKER WHITE 2.3MM W	88
ST2WLX	WIRE MARKER WHITE 2.3MM X	88
ST2WLY	WIRE MARKER WHITE 2.3MM Y	88
ST2WLZ	WIRE MARKER WHITE 2.3MM Z	88
ST2WSB	WIRE MARKER WHITE 2.3MM SLASH	88
ST2WSD	WIRE MARKER WHITE 2.3MM :	88
ST2WSE	WIRE MARKER WHITE 2.3MM =	88
ST2WSH	WIRE MARKER WHITE 2.3MM GRND	88
ST2WSM	WIRE MARKER WHITE 2.3MM -	88
ST2WSP	WIRE MARKER WHITE 2.3MM +	88
ST2WST	WIRE MARKER WHITE 2.3MM.	88
ST2WWW	WIRE MARKER 2.3MM WHITE	88
ST2YYY	WIRE MARKER 2.3MM YELLOW	88
ST3BBB	WIRE MARKER 3MM BROWN	88
ST3GGG	WIRE MARKER 3MM GRAY	88
ST3III	WIRE MARKER 3MM VIOLET	88

CODE	DESCRIPTION	PAGE
ST3LLL	WIRE MARKER 3MM BLUE	88
ST3NNN	WIRE MARKER 3MM BLACK	88
ST3000	WIRE MARKER 3MM ORANGE	88
ST3PPP	WIRE MARKER 3MM PINK	88
ST3RRR	WIRE MARKER 3MM RED	88
ST3WV	WIRE MARKER 3MM GREEN	88
ST3W00	WIRE MARKER WHITE 3MM0	88
ST3W01	WIRE MARKER WHITE3MM1	88
ST3W02	WIRE MARKER WHITE3MM2	88
ST3W03	WIRE MARKER WHITE3MM3	88
ST3W04	WIRE MARKER WHITE3MM4	88
ST3W05	WIRE MARKER WHITE3MM5	88
ST3W06	WIRE MARKER WHITE3MM6	88
ST3W07	WIRE MARKER WHITE3MM7	88
ST3W08	WIRE MARKER WHITE3MM8	88
ST3W09	WIRE MARKER WHITE3MM9	88
ST3WLA	WIRE MARKER WHITE3MMA	88
ST3WLB	WIRE MARKER WHITE3MMB	88
ST3WLC	WIRE MARKER WHITE3MMC	88
ST3WLD	WIRE MARKER WHITE3MMD	88
ST3WLE	WIRE MARKER WHITE3MME	88
ST3WLF	WIRE MARKER WHITE3MMF	88
ST3WLG	WIRE MARKER WHITE3MMG	88
ST3WLH	WIRE MARKER WHITE3MMH	88
ST3WU	WIRE MARKER WHITE3MMI	88
ST3WU	WIRE MARKER WHITE3MMJ	88
ST3WLK	WIRE MARKER WHITE3MMK	88
ST3WLL	WIRE MARKER WHITE3MML	88
ST3WLJVI	WIRE MARKER WHITE3MMM	88
ST3WLM	WIRE MARKER WHITE3MMN	88
ST3WLP	WIRE MARKER WHITE3MMP	88
ST3WLQ	WIRE MARKER WHITE3MMQ	88
ST3WLB	WIRE MARKER WHITE3MMR	88
ST3WLS	WIRE MARKER WHITE3MMS	88
ST3WLT	WIRE MARKER WHITE3MMT	88
ST3WLU	WIRE MARKER WHITE3MMU	88
ST3WLV	WIRE MARKER WHITE3MMV	88
ST3WLW	WIRE MARKER WHITE3MMW	88
ST3WLX	WIRE MARKER WHITE3MMX	88
ST3WLY	WIRE MARKER WHITE3MMY	88
ST3WLZ	WIRE MARKER WHITE3MMZ	88
ST3WSB	WIRE MARKER WHITE 3MM SLASH	88
ST3WSD	WIRE MARKER WHITE3MM:	88
ST3WSE	WIRE MARKER WHITE3MM =	88
ST3WSH	WIRE MARKER WHITE3MM GROUND	88
ST3WSM	WIRE MARKER WHITE3MM-	88
ST3WSP	WIRE MARKER WHITE3MM +	88
ST3WST	WIRE MARKER WHITE3MM.	88
ST3WWW	WIRE MARKER 3MM WHITE	88
ST3YYY	WIRE MARKER 3MM YELLOW	88
BRACKET	locking bracket	28
T0827B	TAG 8X27 WHITE	32
T0827V	SLIDE 8X27	32
T1517A	TAG 15X17 SILVER	32
T1517B	TAG 15X17 WHITE	32
T1527A	TAG 15X27 SILVER	32
T1527B	TAG 15X27 WHITE	32
T1527C	CARD STOCK 15X27 FOR TAGS	32
T1527G	TAG 15X27 YELLOW	32
T1527V	SLIDE 15X27	32
T1549A	TAG 15X49 SILVER	32
T1549B	TAG 15X49 WHITE	32
T1549C	CARD STOCK 15X49 FOR TAG	32
T1549V	SLIDE 15X49	32
T1567A	TAG 15X67 SILVER	32
T1567B	TAG 15X67 WHITE	32
T1567C	CARD STOCK 15X67 FOR TAGS	32
T1567V	SLIDE 15X67	32
TG155B	CLOTH TAPE 15X0.27 WHITE	177

CODE	DESCRIPTION	PAGE
TG155N	CLOTH TAPE 15X0.27 BLACK	177
TG195B	CLOTH TAPE 19X0.27 WHITE	177
TG195N	CLOTH TAPE 19X0.27 BLACK	177
TQ1BIA	1 WHITE PANEL TAG BASE	36
TQ1TRA	PANEL TAG SLIDE 1 TRANSP.	36
TQ2BIA	2 WHITE PANEL TAG BASE	36
TQ2TRA	PANEL TAG SLIDE 2 TRANSP.	36
TQ1BIA	2 WHITE PANEL TAG BASE	36
TQK2BI	2 WHITE PANEL TAG KIT	36
TS0000	STRIPPER PLIERS	173
TU1527	SLV FOR ACS TAGS 15X27	33
TU1549	SLV FOR ACS TAGS 15X49	33
TU1567	SLV FOR ACS TAGS 15X67	33
VAM010	ACRYLIC GLASS SLV. 1	155
VAM015	ACRYLIC GLASS SLV. 1.5	155
VAM020	ACRYLIC GLASS SLV. 2	155
VAM025	ACRYLIC GLASS SLV. 2.5	155
VAM030	ACRYLIC GLASS SLV. 3	155
VAM035	ACRYLIC GLASS SLV. 3.5	155
VAM040	ACRYLIC GLASS SLV. 4	155
VAM050	ACRYLIC GLASS SLV. 5	155
VAM060	ACRYLIC GLASS SLV. 6	155
VAM070	ACRYLIC GLASS SLV. 7	155
VAM080	ACRYLIC GLASS SLV. 8	155
VAM100	ACRYLIC GLASS SLV. 10	155
VEM010	ELAST.SILIC.GLASS SLV.1	154
VEM015	ELAST.SILIC.GLASS SLV.1.5	154
VEM020	ELAST.SILIC.GLASS SLV.2	154
VEM025	ELAST.SILIC.GLASS SLV.2.5	154
VEM030	ELAST.SILIC.GLASS SLV.3	154
VEM035	ELAST.SILIC.GLASS SLV.3.5	154
VEM040	ELAST.SILIC.GLASS SLV.4.5	154
VEM050	ELAST.SILIC.GLASS SLV.5	154
VEM060	ELAST.SILIC.GLASS SLV.6	154
VEM070	ELAST.SILIC.GLASS SLV.7	154
VEM080	ELAST.SILIC.GLASS SLV.8	154
VEM100	ELAST.SILIC.GLASS SLV.10	154
VEM120	ELAST.SILIC.GLASS SLV.12	154
VEM140	ELAST.SILIC.GLASS SLV.14	154
VITITA	SCREWS 2.2X6.5 FOR TAGS	35
VSM010	SILICONE GLASS SLV. 1	155
VSM015	SILICONE GLASS SLV. 1.5	155
VSM020	SILICONE GLASS SLV. 2	155
VSM025	SILICONE GLASS SLV. 2.5	155
VSM030	SILICONE GLASS SLV. 3	155
VSM035	SILICONE GLASS SLV. 3.5	155
VSM040	SILICONE GLASS SLV. 4	155
VSM050	SILICONE GLASS SLV. 5	155
VSM060	SILICONE GLASS SLV. 6	155
VSM070	SILICONE GLASS SLV. 7	155
VSM080	SILICONE GLASS SLV. 8	155
VSM090	SILICONE GLASS SLV. 9	155
VSM100	SILICONE GLASS SLV. 10	155
VSM120	SILICONE GLASS SLV. 12	155
VSM140	SILICONE GLASS SLV. 14	155
VSM160	SILICONE GLASS SLV. 16	155
VSM180	SILICONE GLASS SLV. 18	155
VSM200	SILICONE GLASS SLV. 20	155
VUG005	VULCOFLEX SLV. 0.5 GRAY	152
VUG008	VULCOFLEX SLV. 0.8 GRAY	152
VUG010	VULCOFLEX SLV. 1 GRAY	152
VUG015	VULCOFLEX SLV. 1.5 GRAY	152
VUG020	VULCOFLEX SLV. 2 GRAY	152
VUG025	VULCOFLEX SLV. 2.5 GRAY	152
VUG030	VULCOFLEX SLV. 3 GRAY	152
VUG035	VULCOFLEX SLV. 3.5 GRAY	152
VUG040	VULCOFLEX SLV. 4 GRAY	152
VUG050	VULCOFLEX SLV. 5 GRAY	152
VUG060	VULCOFLEX SLV. 6 GRAY	152
VUR005	VULCOFLEX SLV. 0.5 RED	152

CODE	DESCRIPTION	PAGE
VUR008	VULCOFLEX SLV. 0.8 RED	152
VUR010	VULCOFLEX SLV. 1 RED	152
VUR015	VULCOFLEX SLV. 1.5 RED	152
VUR020	VULCOFLEX SLV.2RED	152
VUR025	VULCOFLEX SLV. 2.5 RED	152
VUR030	VULCOFLEX SLV.3RED	152
VUR035	VULCOFLEX SLV. 3.5 RED	152
VUR040	VULCOFLEX SLV.4RED	152
VUR050	VULCOFLEX SLV.5RED	152
VUR060	VULCOFLEX SLV.6RED	152
VUR120	VULCOFLEX SLV. 12 RED	152
VUW005	VULCOFLEX SLV. 0.5 WHITE	152
VUW008	VULCOFLEX SLV. 0.8 WHITE	152
VUW010	VULCOFLEX SLV. 1 WHITE	152
VUW015	VULCOFLEX SLV. 1.5 WHITE	152
VUW020	VULCOFLEX SLV. 2 WHITE	152
VUW025	VULCOFLEX SLV. 2.5 WHITE	152
VUW030	VULCOFLEX SLV.3 WHITE	152
VUW035	VULCOFLEX SLV. 3.5 WHITE	152
VUW040	VULCOFLEX SLV. 4 WHITE	152
VUW050	VULCOFLEX SLV. 5 WHITE	152
VUW060	VULCOFLEX SLV. 6 WHITE	152
VUW080	VULCOFLEX SLV. 8 WHITE	152
VUW100	VULCOFLEX SLV. 10 WHITE	152
VUW120	VULCOFLEX SLV. 12 WHITE	152
VUY005	VULCOFLEX SLV. 0.5 YELLOW	152
VUY008	VULCOFLEX SLV. 0.8 YELLOW	152
VUY010	VULCOFLEX SLV. 1 YELLOW	152
VUY015	VULCOFLEX SLV. 1.5 YELLOW	152
VUY020	VULCOFLEX SLV. 2 YELLOW	152
VUY025	VULCOFLEX SLV. 2.5 YELLOW	152
VUY030	VULCOFLEX SLV. 3 YELLOW	152
VUY035	VULCOFLEX SLV. 3.5 YELLOW	152
VUY040	VULCOFLEX SLV. 4 YELLOW	152
VUY050	VULCOFLEX SLV. 5 YELLOW	152
VUY060	VULCOFLEX SLV. 6 YELLOW	152
WC0ID1	Series M0D3D1(0)	100
WC0ID2	Series M0D3D2(0)	100
WC0ID3	Series M0D3D3(0)	100
WC1ID1	Series M0D3D1(1)	100
WC1ID2	Series M0D3D2(1)	100
WC1ID3	Series M0D3D3(1)	100
WC2ID1	SeriesM0D3D1(2)	100
WC2ID2	SeriesM0D3D2(2)	100
WC2ID3	SeriesM0D3D3(2)	100
WC3ID1	SeriesM0D3D1(3)	100
WC3ID2	SeriesM0D3D2(3)	100
WC3ID3	SeriesM0D3D3(3)	100
WC4ID1	SeriesM0D3D1(4)	100
WC4ID2	SeriesM0D3D2(4)	100
WC4ID3	SeriesM0D3D3(4)	100
WC5ID1	SeriesM0D3D1(5)	100
WC5ID2	SeriesM0D3D2(5)	100
WC5ID3	Series M0D3 D3 (5)	100
WC6ID1	SeriesM0D3D1(6)	100
WC6ID2	SeriesM0D3D2(6)	100
WC6ID3	SeriesM0D3D3(6)	100
WC7ID1	SeriesM0D3D1{7)	100
WC7ID2	SeriesM0D3D2{7)	100
WC7ID3	SeriesM0D3D3{7)	100
WC8ID1	SeriesM0D3D1(8)	100
WC8ID2	SeriesM0D3D2(8)	100
WC8ID3	SeriesM0D3D3(8)	100
WC9ID1	SeriesM0D3D1(9)	100
WC9ID2	SeriesM0D3D2(9)	100
WC9ID3	SeriesM0D3D3(9)	100
WCLAD1	SeriesM0D3D1(A)	101
WCLAD2	SeriesM0D3D2(A)	101
WCLAD3	SeriesM0D3D3(A)	101
WCLBD1	Series M0D3D1(B)	101
WCLBD2	Series M0D3D2(B)	101
WCLBD3	Series M0D3D3(B)	101

CODE	DESCRIPTION	PAGE
WCLCD1	Series M0D3D1(C)	101
WCLCD2	Series M0D3D2(C)	101
WCLCD3	Series M0D3D3(C)	101
WCLDD1	Series M0D3D1(D)	101
WCLDD2	Series M0D3D2(D)	101
WCLDD3	Series M0D3D3(D)	101
WCLED1	SeriesM0D3D1(E)	101
WCLED2	SeriesM0D3D2(E)	101
WCLED3	SeriesM0D3D3(FJ	101
WCLFD1	Series M0D3D1(F)	101
WCLFD2	Series M0D3D2(F)	101
WCLFD3	Series M0D3 D3 (F)	101
WCLGD1	Series M0D3D1(G)	101
WCLGD2	Series M0D3D2(G)	101
WCLGD3	Series M0D3D3(G)	101
WCLHD1	Series M0D3D1(H)	101
WCLHD2	Series M0D3D2(H)	101
WCLHD3	Series M0D3D3(H)	101
WCUD1	Series M0D3D1(I)	101
WCUD2	Series M0D3D2(I)	101
WCUD3	Series M0D3D3(I)	101
WCUD1	Series M0D3D1(J)	101
WCUD2	Series M0D3D2(J)	101
WCUD3	Series M0D3D3(J)	101
WCLKD1	Series M0D3D1(K)	101
WCLKD2	Series M0D3D2(K)	101
WCLKD3	Series M0D3D3(K)	101
WCLLD1	Series M0D3D1(L)	101
WCLLD2	Series M0D3D2(L)	101
WCLLD3	Series M0D3D3(L)	101
WCLMD1	Series M0D3D1(M)	101
WCLMD2	Series M0D3D2(M)	101
WCLMD3	Series M0D3D3(M)	101
WCLND1	Series M0D3D1(N)	101
WCLND2	Series M0D3D2(N)	101
WCLND3	Series M0D3D3(N)	101
WCLOD1	Series M0D3D1(0)	101
WCLOD2	Series M0D3D2(0)	101
WCLOD3	Series M0D3D3(0)	101
WCLPD1	Series M0D3D1(P)	101
WCLPD2	Series M0D3D2(P)	101
WCLPD3	Series M0D3D3(P)	101
WCLQD1	Series M0D3D1(Q)	101
WCLQD2	Series M0D3D2(Q)	101
WCLQD3	Series M0D3D3(Q)	101
WCLRD1	Series M0D3D1(R)	101
WCLRD2	Series M0D3D2(R)	101
WCLRD3	Series M0D3D3(R)	101
WCLSD1	Series M0D3D1(S)	101
WCLSD2	Series M0D3D2(S)	101
WCLSD3	Series M0D3D3(S)	101
WCLTD1	Series M0D3 D1 (I)	101
WCLTD2	Series M0D3 D2 (I)	101
WCLTD3	Series M0D3 D3 (!)	101
WCLUD1	Series M0D3D1(U)	101
WCLUD2	Series M0D3D2(U)	101
WCLUD3	Series M0D3D3(U)	101
WCLVD1	Series M0D3D1(V)	101
WCLVD2	Series M0D3D2(V)	101
WCLVD3	Series M0D3D3(V)	101
WCLWD1	Series M0D3D1(W)	101
WCLWD2	Series M0D3D2(W)	101
WCLWD3	Series M0D3D3(W)	101
WCLXD1	Series M0D3D1(X)	101
WCLXD2	Series M0D3D2(X)	101
WCLXD3	Series M0D3D3(X)	101
WCLYD1	Series M0D3D1(Y)	101
WCLYD2	Series M0D3D2(Y)	101
WCLYD3	Series M0D3D3(Y)	101
WCLZD1	Series M0D3 D1 (Z)	101
WCLZD2	Series M0D3 D2 (Z)	101
WCLZD3	Series M0D3 D3 (Z)	101

CODE	DESCRIPTION	PAGE
WCMPD1	Series M0D3D1(Mp)YELLOW	101
WCMPD2	Series M0D3D2(Mp)YELLOW	101
WCMPD3	Series M0D3D3(Mp)YELLOW	101
WCSAD1	Series M0D3D1(0YELLOW	101
WCSAD2	Series M0D3D2(0YELLOW	101
WCSAD3	Series M0D3D3(0YELLOW	101
WCSBD1	Series M0D3D1(/)YELLOW	101
WCSBD2	Series M0D3D2(/)YELLOW	101
WCSBD3	Series M0D3D3(/)YELLOW	101
WCSFD1	Series M0D3D1(.)YELLOW	101
WCSFD2	Series M0D3D2(.)YELLOW	101
WCSFD3	Series M0D3D3(.)YELLOW	101
WCSGD1	Series M0D3D1(*)YELLOW	101
WCSGD2	Series M0D3D2OYELLOW	101
WCSGD3	Series M0D3D3 CO YELLOW	101
WCSMD1	Series M0D3D1 (-) YELLOW	101
WCSMD2	Series M0D3D2(-) YELLOW	101
WCSMD3	Series M0D3D3(-) YELLOW	101
WCSPD1	Series M0D3D1(+) YELLOW	101
WCSPD2	Series M0D3D2(+) YELLOW	101
WCSPD3	Series M0D3D3(+) YELLOW	101

BRADY MT
WHEN PERFORMANCE MATTERS MOST™