NETWORK TRANSMISSION

PRODUCTS AND SOLUTIONS



CONTENT

PoE Switch 07

Desktop PoE Switch
All-Gigabit PoE Switch
Hardened PoE Switch
Industrial PoE Switch
ePoE Switch

Access Switch 14

Plastic Switch
Metal Switch

Aggregation Switch 18

L2+ Switch
L3 Switch

Core Switch 20

Wireless Device 22

V-Radio Wireless Bridge Series
Outdoor Wileless Transmission Device
Indoor Wireless Transmission Device
Wireless Router

Accessories 26

PoE Midspan/Extender
Ethernet Media Converter
Ethernet over Coax
DIN Rail Power Supply
Optical Module
Network Cable

PRODUCT GUIDE

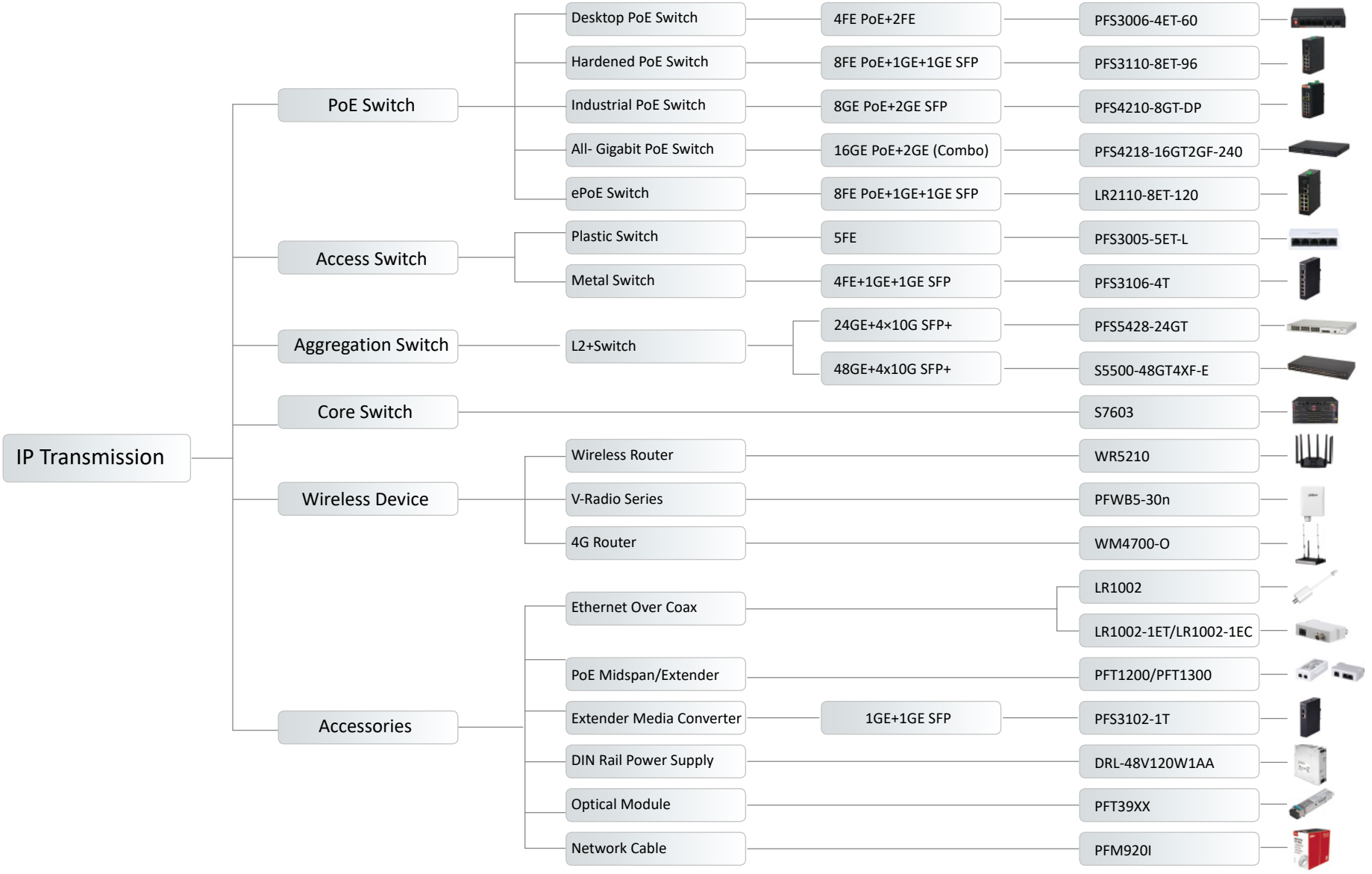

What Dahua Offers



PoE Watchdog

It offers 24/7 real-time monitoring PD (powered device) status. If a PD crashes, the switch will automatically detect the failure and restart the device. This feature can save users time and avoid the hassle of manually restarting the IPC.

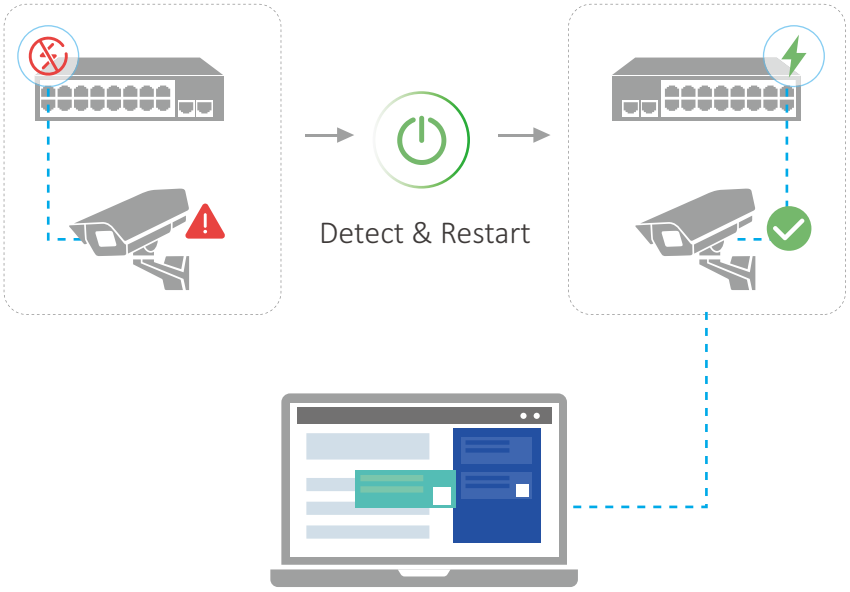

BT 90W (Red Port)

Our PoE switches are in compliance with the latest international standard IEEE 802.3bt and can provide 90W PoE output. High-power PDs are now supported by our red port PoE.

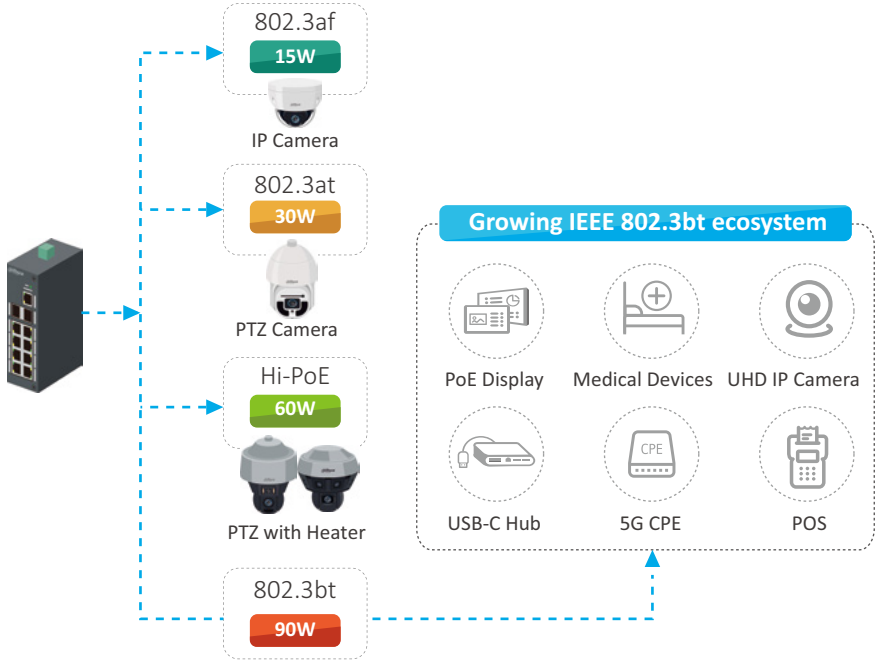

What Dahua Offers

Long Distance PoE

Longer distance PoE transmission offers convenient installation and saves costs for customers!



Intelligent PoE

The ports of Dahua PoE switches have different priorities. The smaller port number, the higher priority. It can guarantee power supply for VIP ports (smaller port number) when the total power consumption of PD devices exceed the PoE budget of switch.

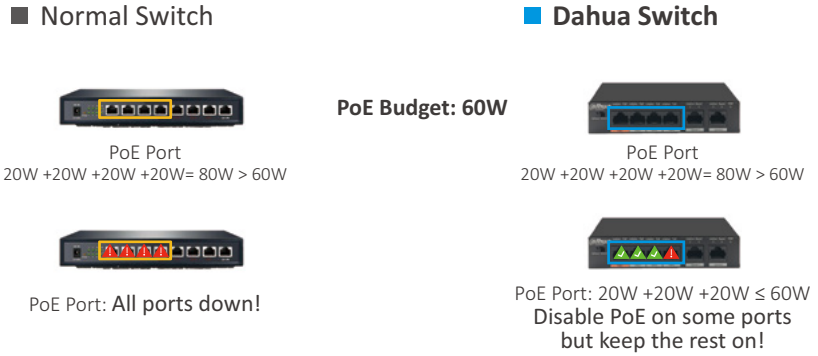

Non-Blocking Video Transmission

Considering the high data rate and jumbo frame (I frame), Dahua switch adopts larger buffer memory compared to normal switch to improve parallel transmission for large frames. Moreover, Flow Control is an another feature that can make video transmission smooth and stable.



0.25-0.5Mbit buffer memory
Cannot handle too many parallel data frames, causing video lag.

1-4Mbit buffer memory
Powerful enough for parallel transmission of video stream.

What Dahua Offers

Wide Working Temperature Design

The temperature of traditional enterprise switches ranges from 0 to 40°C. If temperatures are out of range, some devices may malfunction or operate less efficiently. The Dahua switch can function normally in a wide range of extreme temperatures from -40 to 75°C.

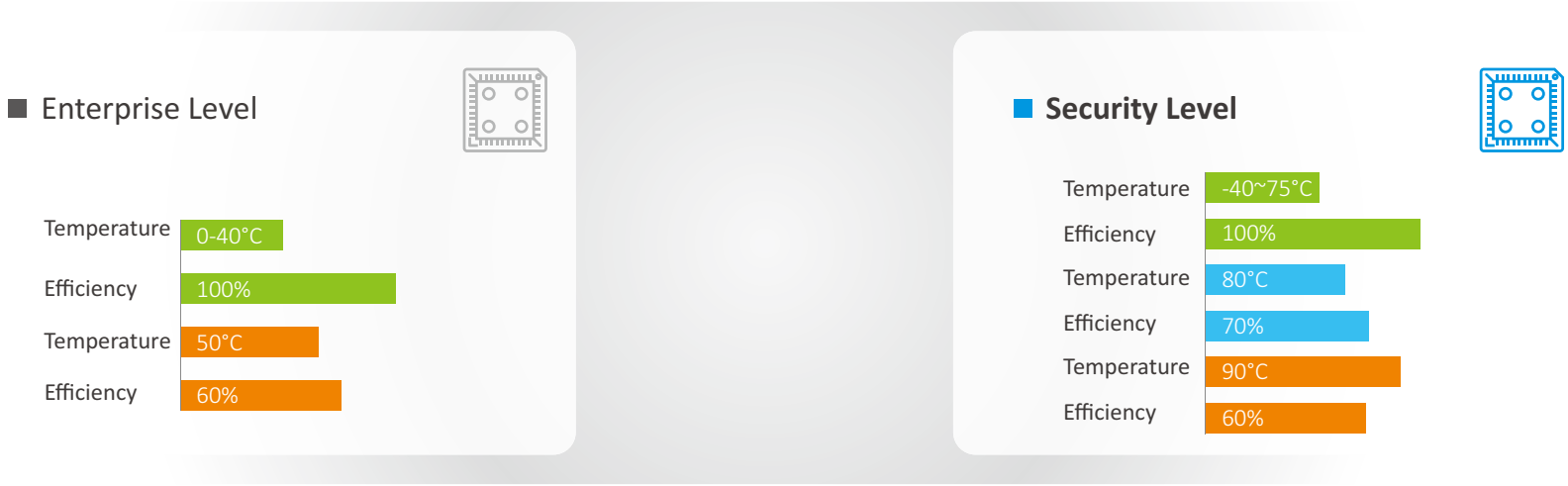

8-pin Power Supply

Traditional PoE only uses 4-pin (2 pairs) power supply for PD devices such as IP cameras.
Dahua PoE switch supports 8-pin power supply and offers backward compatibility with 4-pin, which can help reduce cable loss during the transmission, especially in long distance PoE transmission.

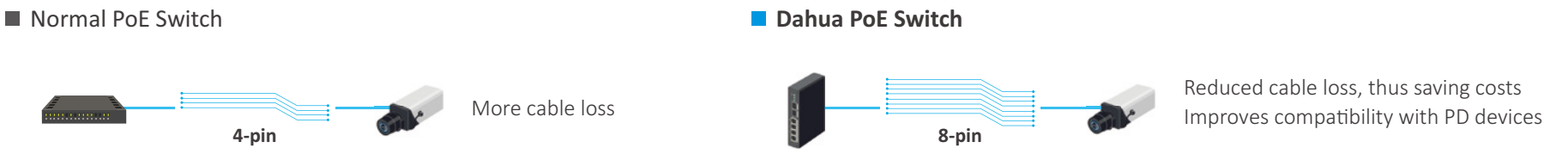

PoE Switch

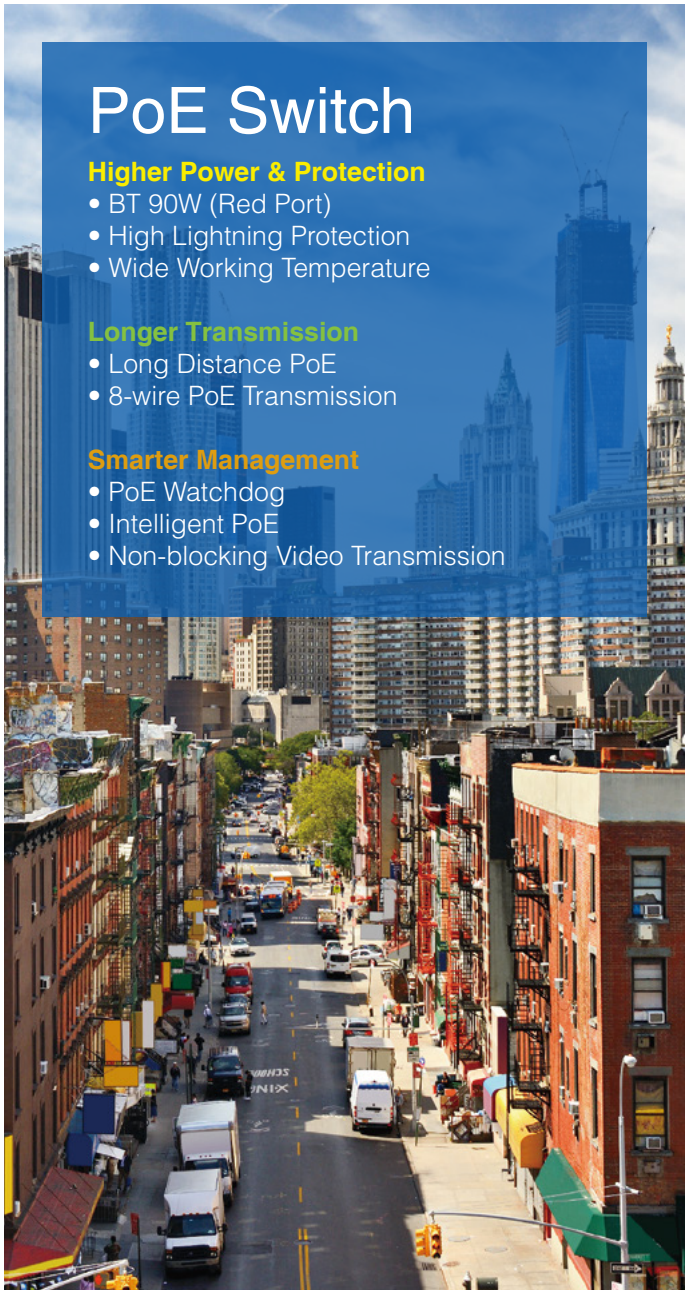

PoE Switch

	Desktop PoE Switch		
Model	PFS3005-4ET-36	PS3005-4ET-60	PFS3006-4ET-36
Appearance		PoE2.0 	
Fast/Gigabit Ethernet	4FE PoE+1FE	4FE PoE+1FE	4FE PoE+2FE
SFP Slots	--	--	--
PoE Standard	PoE (802.3af), PoE+ (802.3at)	PoE (802.3af), PoE+ (802.3at), Hi-PoE	PoE (802.3af), PoE+ (802.3at)
PoE Budget	36W	60W	36W
PoE Watchdog	--	Supported	Supported
Long Distance PoE Transmission	--	Yes (250 meters)	Yes (250 meters)
Intelligent PoE Management	--	Supported	--
Switching Capacity	1Gbps	1Gbps	1.2Gbps
Packet Forwarding Rate	744Kpps	744Kpps	890Kpps
Packet Buffer Memory	448Kb	448Kb	768kb
MAC Table Size	1K	1K	2K
VLAN	--	--	--
Link Aggregation	--	--	--
Flow Control	Supporteded	Supported	Supported
Spanning Tree	--	--	--
Management	--	--	--
Lightning Protection	Common Mode 2KV Differential Mode 1KV	Common Mode 2KV Differential Mode 1KV	Common Mode 6KV Differential Mode 4KV
Working Temperature	-20° ~+55°C (4°F~+131°F)	-10°C ~+55°C (14°F~+131°F)	-10°C ~+55°C (14°F~+131°F)
Dimensions (W×D×H)	170mm×100mm×35mm (6.7”×3.9”×1.4”)	130mm×85mm×26mm (5.1”×3.3”×1.0”)	194mm×108mm×35mm (7.64”×4.26”×1.38”)

PoE Switch

PoE Switch						
	Desktop PoE Switch					
Model	PFS3006-4ET-60	PFS3008-8ET-60	PFS3009-8ET-65	PFS3009-8ET1GT-96	PFS3010-8ET-65	PFS3010-8ET-96
Appearance	PoE2.0 	PoE2.0 		PoE2.0 		PoE2.0 
Fast/Gigabit Ethernet	4FE PoE+2FE	4FE PoE+4FE	8FE PoE + 1FE	8FE PoE + 1GE	8FE PoE + 2FE	8FE PoE + 2GE
SFP Slots	--	--	--	--	--	--
PoE Standard	PoE (802.3af), PoE+ (802.3at), Hi-PoE	PoE (802.3af), PoE+ (802.3at), Hi-PoE	PoE (802.3af), PoE+ (802.3at)	PoE (802.3af), PoE+ (802.3at), Hi-PoE, PoE++ (802.3bt)	PoE (802.3af), PoE+ (802.3at)	PoE (802.3af), PoE+ (802.3at), Hi-PoE, PoE++ (802.3bt)
PoE Budget	60W	60W	65W	96W	65W	96W
PoE Watchdog	Supported	Supported	--	Supported	Supported	Supported
Long Distance PoE Transmission	Yes (250 meters)	Yes (250 meters)	--	Yes (250 meters)	Yes (250 meters)	Yes (250 meters)
Intelligent PoE Management	Supported	Supported	--	Supported	--	Supported
Switching Capacity	1.8Gbps	1.8Gbps	1.8Gbps	3.6Gps	2Gps	5.6Gbps
Packet Forwarding Rate	890Kpps	1.19Mpps	1.34Mpps	2.68Mpps	1.49Mpps	4.17Mpps
Packet Buffer Memory	768Kb	768Kb	1Mb	1Mb	768Kb	4Mb
MAC Table Size	2K	2K	2K	2K	2K	8K
VLAN	--	--	--	--	--	--
Link Aggregation	--	--	--	--	--	--
Flow Control	Supported	Supported	Supported	Supported	Supported	Supported
Spanning Tree	--	--	--	--	--	--
Management	--	--	--	--	--	--
Lightning Protection	Common Mode 2KV Differential Mode 1KV	Common Mode 2KV Differential Mode 0.5KV	Common Mode 2KV Differential Mode 1KV	Common Mode 4KV Differential Mode 2KV	Common Mode 6KV Differential Mode 4KV	Common Mode 4KV Differential Mode 2KV
Working Temperature	-10°C ~+55°C (14°F~+131°F)	-10°C ~+55°C (14°F~+131°F)	-10°C ~+55°C (14°F~+131°F)	-10°C ~+55°C (14°F~+131°F)	-10°C ~+55°C (14°F~+131°F)	-10°C ~+55°C (14°F~+131°F)
Dimensions (W×D×H)	130mm×85mm×26mm (5.1”×3.3”×1.0”)	190mm ×100mm×30mm (7.5”×3.9”×1.2”)	205mm×115mm×35mm (8.1”×4.5”×1.4”)	190mm×100mm×30mm (7.5”×3.9”×1.2”)	242.5mm×122.9mm×35.0 mm (9.55”×4.84”×1.38”)	190mm×100mm×30mm (7.5”×3.9”×1.2”)

PoE Switch

PoE Switch						
	Desktop PoE Switch					
Model	PFS3117-16ET-135	PFS3218-16ET-135	PFS3125-24ET-190	PFS3226-24ET-240	PFS4218-16ET-190/240	PFS4226-24ET-240/360
Appearance					PoE2.0 	PoE2.0 
Fast/Gigabit Ethernet	16FE PoE + 1GE (Combo)	16FE PoE + 2GE(Combo)	24FE PoE + 1GE (Combo)	24FE PoE+2GE (Combo)	16FE PoE+2GE (Combo)	24FE PoE+2GE (Combo)
SFP Slots	1GE SFP (Combo)	2GE SFP (Combo)	1GE SFP (Combo)	2GE SFP (Combo)	2GE SFP (Combo)	2GE SFP (Combo)
PoE Standard	PoE (802.3af), PoE+ (802.3at), Hi-PoE	PoE (802.3af), PoE+ (802.3at), Hi-PoE	PoE (802.3af), PoE+ (802.3at), Hi-PoE	PoE (802.3af), PoE+ (802.3at), Hi-PoE	PoE (802.3af), PoE+ (802.3at), Hi-PoE, PoE++ (802.3bt)	PoE (802.3af), PoE+ (802.3at), Hi-PoE, PoE++ (802.3bt)
PoE Budget	135W	135W	190W	240W	190W/240W	240W/360W
PoE Watchdog	--	Supported	--	Supported	Supported	Supported
Long Distance PoE Transmission	Yes (250 meters)	Yes (250 meters)	Yes (250 meters)	Yes (250 meters)	Yes (250 meters)	Yes (250 meters)
Intelligent PoE Management	--	--	--	--	Supported	Supported
Switching Capacity	5.2Gbps	7.2Gbps	6.8Gbps	8.8Gbps	8.8Gbps	8.8Gbps
Packet Forwarding Rate	3.87Mpps	5.36Mpps	5.06Mpps	6.55Mpps	5.36Mpps	6.55Mpps
Packet Buffer Memory	2.75Mb	2.75Mb	4Mb	4Mb	2.75Mb	2.75Mb
MAC Table Size	4K	4K	16K	8K	4K	4K
VLAN	Supported	Supported	Supported	Supported	Supported	Supported
Link Aggregation	--	--	--	--	Supported	Supported
Flow Control	Supported	Supported	Supported	Supported	Supported	Supported
Spanning Tree	--	--	--	--	Supported	Supported
Management	--	--	--	--	Web, SNMP	Web, SNMP
Lightning Protection	Common Mode 2KV Differential Mode 0.5KV	Common Mode 4KV Differential Mode 2KV	Common Mode 2KV Differential Mode 0.5KV	Common Mode 4KV Differential Mode 2KV	Common Mode 4KV Differential Mode 2KV	Common Mode 4KV Differential Mode 2KV
Working Temperature	0°C ~+45°C (32°F~+113°F)	-10°C ~+55°C (14°F~+131°F)	0°C ~+45°C (32°F~+113°F)	-10°C ~+55°C (14°F~+131°F)	-10°C ~+55°C (14°F~+131°F)	-10°C ~+55°C (14°F~+131°F)
Dimensions (W×D×H)	340mm×200mm×43mm (13.4”×7.9”×1.7”)	440mm×300mm×44mm (17.3”×11.8”×1.7”)	340mm×200mm×43mm (13.4”×7.9”×1.7”)	440mm×300mm×44mm (17.3”×11.8”×1.7”)	440mm×300mm×44mm (17.3”×11.8”×1.7”)	440mm×300mm×44mm (17.3”×11.8”×1.7”)

PoE Switch

PoE Switch							
	All-Gigabit PoE Switch						
Model	PFS3006-4GT-60	PFS3008-8GT-60	PFS3008-8GT-96	PFS3010-8GT-96	PFS3016-16GT-190	PFS3220-16GT-190/240	PFS3228-24GT-240/360
Appearance	PoE2.0 	PoE2.0 	PoE2.0 	PoE2.0 			
Fast/Gigabit Ethernet	4GE PoE+2GE	4GE PoE+4GE	8GE PoE	8GE PoE+2GE (Combo)	16GE PoE	16GE PoE+2GE	24GE PoE+2GE
SFP Slots	--	--	--	2GE SFP (Combo)	--	2 GE SFP	2GE SFP
PoE Standard	PoE (802.3af), PoE+ (802.3at), Hi-PoE	PoE (802.3af), PoE+ (802.3at), Hi-PoE	PoE (802.3af), PoE+ (802.3at), Hi-PoE, PoE++ (802.3bt)	PoE (802.3af), PoE+ (802.3at), Hi-PoE, PoE++ (802.3bt)	PoE (802.3af), PoE+ (802.3at), Hi-PoE	PoE (802.3af), PoE+ (802.3at), Hi-PoE, PoE++ (802.3bt)	PoE (802.3af), PoE+ (802.3at), Hi-PoE, PoE++ (802.3bt)
PoE Budget	60W	60W	96W	96W	190W	190W/240W	240W/360W
PoE Watchdog	Supported	Supported	Supported	Supported	--	--	--
Long Distance PoE Transmission	Yes (250 meters)	Yes (250 meters)	Yes (250 meters)	Yes (250 meters)	--	--	--
Intelligent PoE Management	Supported	Supported	Supported	Supported	Supported	Supported	Supported
Switching Capacity	14Gbps	20Gbps	20Gbps	20Gbps	32Gbps	52Gbps	56Gbps
Packet Forwarding Rate	8.93 Mbps	11.9Mpps	11.9Mpps	14.88Mpps	23.81Mpps	29.76Mpps	41.66Mpps
Packet Buffer Memory	1Mb	1.5Mb	1.5Mb	1.5Mb	4Mb	4Mb	4Mb
MAC Table Size	2K	8K	8K	4K	8K	8K	8K
VLAN	--	--	--	--	--	--	--
Link Aggregation	--	--	--	--	--	--	--
Flow Control	Supported	Supported	Supported	Supported	Supported	Supported	Supported
Spanning Tree	--	--	--	--	--	--	--
Management	--	--	--	--	--	--	--
Lightning Protection	Common Mode 2KV Differential Mode 1KV	Common Mode 2KV Differential Mode 0.5KV	Common Mode 2KV Differential Mode 0.5KV	Common Mode 6KV Differential Mode 4KV	Common Mode 4KV Differential Mode 2KV	Common Mode 4KV Differential Mode 2KV	Common Mode 4KV Differential Mode 2KV
Working Temperature	-20° ~+55°C (4°F~+131°F)	-10°C ~+55°C (14°F~+131°F)	-10°C ~+55°C (14°F~+131°F)	-10°C ~+55°C (14°F~+131°F)	-10°C ~+55°C (14°F~+131°F)	-10°C ~+55°C (14°F~+131°F)	-10°C ~+55°C (14°F~+131°F)
Dimensions (W×D×H)	130mm×85mm×26mm (5.1”×3.3”×1.0”)	190mm×100mm×30mm (7.5”×3.9”×1.2”)	190mm×100mm×30mm (7.5”×3.9”×1.2”)	190mm×100mm×30mm (7.5”×3.9”×1.2”)	285mm×104.6mm×28mm (11.22"×4.12"×1.10")	440mm×300mm×44mm (17.3”×11.8”×1.7”)	440mm×300mm×44mm (17.3”×11.8”×1.7”)

PoE Switch

PoE Switch

	All-Gigabit PoE Switch						
Model	PFS4210-8GT-150	PFS4212-8GT-96	PFS4420-16GT-240	PFS4218-16GT2GF-190/240	PFS4226-24GT2GF-240/360	PFS4428-24GT-370	PFS5452-48GT4×F-400
Appearance		PoE2.0 		PoE2.0 	PoE2.0 		
Fast/Gigabit Ethernet	8GE PoE	8GE PoE+2GE	16GE PoE	16GE PoE+2GE (Combo)	24GE PoE+2GE (Combo)	24GE PoE	48GE PoE
SFP Slots	2GE SFP	2 GE SFP	4GE SFP	2GE SFP (Combo)	2GE SFP (Combo)	4GE SFP	4×10GE SFP+
PoE Standard	PoE (802.3af), PoE+ (802.3at)	PoE (802.3af), PoE+ (802.3at), Hi-PoE, PoE++ (802.3bt)	PoE (802.3af), PoE+ (802.3at)	PoE (802.3af), PoE+ (802.3at), Hi-PoE, PoE++ (802.3bt)	PoE (802.3af), PoE+ (802.3at), Hi-PoE, PoE++ (802.3bt)	PoE (802.3af), PoE+ (802.3at)	PoE (802.3af), PoE+ (802.3at)
PoE Budget	150W	96W	240W	190W/240W	240W/360W	370W	400W
PoE Watchdog	--	Supported	--	Supported	Supported	--	--
Long Distance PoE Transmission	--	Yes (250 meters)	--	Yes (250 meters)	Yes (250 meters)	--	--
Intelligent PoE Management	--	Supported	--	Supported	Supported	--	--
Switching Capacity	20Gbps	52Gbps	40Gbps	52Gbps	52Gbps	56Gbps	176Gbps
Packet Forwarding Rate	14.88Mpps	17.86Mpps	29.76Mpps	26.74Mpps	38.688Mpps	41.66Mpps	131Mpps
Packet Buffer Memory	4Mb	4Mb	4.1Mb	4Mb	4Mb	4.1Mb	12Mb
MAC Table Size	8K	8K	8K	8K	8K	8K	16K
VLAN	Supported	Supported	Supported	Supported	Supported	Supported	Supported
Link Aggregation	Supported	Supported	Supported	Supported	Supported	Supported	Supported
Flow Control	Supported	Supported	Supported	Supported	Supported	Supported	Supported
Spanning Tree	Supported	Supported	Supported	Supported	Supported	Supported	Supported
Management	Web, SNMP	Web, CLI, SNMP	Web, SNMP	Web, CLI, SNMP	Web, CLI, SNMP	Web, SNMP	Web, CLI, SNMP
Lightning Protection	Common Mode 2KV Differential Mode 1KV	Common Mode 2KV Differential Mode 1KV	Common Mode 2KV	Common Mode 2KV Differential Mode 1KV	Common Mode 4KV Differential Mode 2KV	Common Mode 2KV	Common Mode 2KV
Working Temperature	0°C ~+45°C (32°F~+113°F)	-10°C ~+55°C (14°F~+131°F)	0°C ~+45°C (32°F~+113°F)	-10°C ~+55°C (14°F~+131°F)	-10°C ~+55°C (14°F~+131°F)	0°C ~+45°C (32°F~+113°F)	0°C ~+45°C (32°F~+113°F)
Dimensions (W×D×H)	340mm×200mm×44mm (13.4"×7.9"×1.7")	220mm×135mm×30mm (8.67"×5.31"×1.18")	440mm×330mm×44mm (17.3"×13.0"×1.7")	440mm×300mm×44mm (17.3"×11.8"×1.7")	440mm×300mm×44mm (17.3"×11.8"×1.7")	440mm×330mm×44mm (17.3"×13.0"×1.7")	440mm×330mm×44mm (17.3"×13.0"×1.7")

PoE Switch

PoE Switch								
	Hardened PoE Switch							
Model	PFS3103-1GT1ET-60	PFS3106-4ET-60	PFS3206-4P-96/120	PFS4206-4P-96/120	PFS3110-8ET-96	PFS3409-4GT-96	PFS3211-8GT-120	PFS3111-8ET-96-F
Appearance								
Fast/Gigabit Ethernet	1FE PoE+1GE PoE	4FE PoE+1GE	3FE PoE+1GE PoE	3FE PoE+1GE PoE	8FE PoE+1GE	4GE PoE+1GE	8GE PoE+1GE	8FE PoE+2GE
SFP Slots	1GE SFP	1GE SFP	2GE SFP	2GE SFP	1GE SFP	4GE SFP	2GE SFP	1GE SFP
PoE Standard	PoE (802.3af), PoE+ (802.3at), Hi-PoE	PoE (802.3af), PoE+ (802.3at), Hi-PoE	PoE (802.3af), PoE+ (802.3at), Hi-PoE	PoE (802.3af), PoE+ (802.3at), Hi-PoE	PoE (802.3af), PoE+ (802.3at), Hi-PoE, PoE++ (802.3bt)	PoE (802.3af), PoE+ (802.3at), Hi-PoE	PoE (802.3af), PoE+ (802.3at), Hi-PoE, PoE++ (802.3bt)	PoE (802.3af), PoE+ (802.3at), Hi-PoE
PoE Budget	60W	60W	96W/120W	96W/120W	96W	96W	120W	96W
PoE Watchdog	Supported	Supported	--	--	Supported	Supported	Supported	--
Long Distance PoE Transmission	Yes (250 meters)	Yes (250 meters)	--	--	Yes (250 meters)	Yes (250 meters)	Yes (250 meters)	Port1-4 (250 meters)
Intelligent PoE Management	Supported	Supported	--	--	Supported	Supported	Supported	--
Switching Capacity	6.8Gbps	6.8Gbps	6.8Gbps	6.8Gbps	7.6Gbps	33Gbps	33Gbps	13.6Gbps
Packet Forwarding Rate	3.12Mpps	3.57Mpps	4.91Mpps	4.91Mpps	4.17Mpps	13.39Mpps	16.37Mpps	5.65Mpps
Packet Buffer Memory	2Mb	1Mb	1Mb	1Mb	1Mb	1.75Mb	1.75Mb	2Mb
MAC Table Size	8K	8K	8K	8K	8K	4K	4K	8K
VLAN	--	--	--	Supported	--	--	--	--
Link Aggregation	--	--	--	--	--	--	--	--
Flow Control	Supported	Supported	Supported	Supported	Supported	Supported	Supported	Supported
Spanning Tree	--	--	--	Supported	--	--	--	--
Management	--	--	--	Web, SNMP	--	--	--	--
Lightning Protection	Common Mode 4KV Differential Mode 2KV	Common Mode 4KV Differential Mode 2KV	Common Mode 4KV Differential Mode 2KV	Common Mode 4KV Differential Mode 2KV	Common Mode 4KV Differential Mode 2KV	Common Mode 4KV Differential Mode 2KV	Common Mode 4KV Differential Mode 2KV	Common Mode 4KV Differential Mode 2KV
Working Temperature	-30°C ~+65°C (-22°F~+149°F)	-30°C ~+65°C (-22°F~+149°F)	-30°C ~+65°C (-22°F~+149°F)	-30°C ~+65°C (-22°F~+149°F)	-30°C ~+65°C (-22°F~+149°F)	-30°C ~+65°C (-22°F~+149°F)	-30°C ~+65°C (-22°F~+149°F)	-30°C ~+65°C (-22°F~+149°F)
Dimensions (W×D×H)	105mm×75mm×30mm (4.1"×3.0"×1.2")	150mm×100mm×30mm (5.9"×3.9"×1.2")	150mm×100mm×30mm (5.9"×3.9"×1.2")	150mm×100mm×30mm (5.9"×3.9"×1.2")	150mm×100mm×42mm (5.9"×3.9"×1.7")	150mm×110mm×42mm (5.9"×4.3"×1.7")	150mm×110mm×42mm (5.9"×4.3"×1.7")	158mm×130mm×25mm (6.2"×5.1"×1.0")

PoE Switch

PoE Switch

	Industrial PoE Switch					ePoE Switch		
Model	PFS4204-2GT-DP	PFS4207-4GT-DP	PFS4410-6GT-DP	PFS4210-8GT-DP	PFS4420-16GT-DP	LR2110-8ET-120	LR2218-16ET-240	LR2226-24ET-360
Appearance								
Fast/Gigabit Ethernet	2GE PoE	4GE PoE+1GE	6GE PoE	8GE PoE	16GE PoE	8FE PoE+1GE	16FE PoE+2GE (Combo)	24FE PoE+2GE (Combo)
SFP Slots	2GE SFP	2GE SFP	4GE SFP	2GE SFP	4GE SFP	1GE SFP	2GE SFP(Combo)	2GE SFP(Combo)
PoE Standard	PoE (802.3af), PoE+ (802.3at), Hi-PoE, PoE++ (802.3bt)	PoE (802.3af), PoE+ (802.3at), Hi-PoE, PoE++ (802.3bt)	PoE (802.3af), PoE+ (802.3at), Hi-PoE, PoE++ (802.3bt)	PoE (802.3af), PoE+ (802.3at), Hi-PoE, PoE++ (802.3bt)	PoE (802.3af), PoE+ (802.3at), Hi-PoE, PoE++ (802.3bt)	PoE (802.3af), PoE+ (802.4at), Hi-PoE	PoE (802.3af), PoE+ (802.5at), Hi-PoE	PoE (802.3af), PoE+ (802.6at), Hi-PoE
PoE Budget	120W	120W	120W	120W	240W	120W	240W	360W
PoE Watchdog	Supported	Supported	Supported	Supported	Supported	--	--	--
Long Distance PoE Transmission	Yes (250 meters)	Yes (250 meters)	Yes (250 meters)	Yes (250 meters)	Yes (250 meters)	Yes (800 meters)	Yes (800 meters)	Yes (800 meters)
Intelligent PoE Management	Supported	Supported	Supported	Supported	Supported	--	--	--
Switching Capacity	14Gbps	14Gbps	28Gbps	28Gbps	54Gbps	8.8Gbps	8.8Gbps	8.8Gbps
Packet Forwarding Rate	5.95Mpps	10.42Mpps	14.88Mpps	14.88Mpps	28.28Mpps	4.17Mpps	5.36Mpps	6.55Mpps
Packet Buffer Memory	1.75Mb	1.75Mb	4Mb	4Mb	4Mb	2.75Mb	2.75Mb	2.75Mb
MAC Table Size	4K	4K	8K	8K	8K	4K	4K	4K
VLAN	Supported	Supported	Supported	Supported	Supported	--	Supported	Supported
Link Aggregation	Supported	Supported	Supported	Supported	Supported	--	Supported	Supported
Flow Control	Supported	Supported	Supported	Supported	Supported	Supported	Supported	Supported
Spanning Tree	Supported	Supported	Supported	Supported	Supported	--	Supported	Supported
Management	WEB, CLI, SNMP	WEB, CLI, SNMP	WEB, CLI, SNMP	WEB, CLI, SNMP	WEB, CLI, SNMP	--	Web, SNMP	Web,SNMP
Lightning Protection	Common Mode 6KV Differential Mode 4KV	Common Mode 6KV Differential Mode 4KV	Common Mode 6KV Differential Mode 4KV	Common Mode 6KV Differential Mode 4KV	Common Mode 6KV Differential Mode 4KV	Common Mode 4KV Differential Mode 2KV	Common Mode 4KV Differential Mode 2KV	Common Mode 4KV Differential Mode 2KV
Working Temperature	-40°C ~+75°C (-40°F~+167°F)	-40°C ~+75°C (-40°F~+167°F)	-40°C ~+75°C (-40°F~+167°F)	-40°C ~+75°C (-40°F~+167°F)	-40°C ~+75°C (-40°F~+167°F)	-30°C ~+65°C (-22°F~+149°F)	-10°C ~+55°C (14°F~+131°F)	-10°C ~+55°C (14°F~+131°F)
Dimensions (W×D×H)	103.2mm×53.5mm×135mm (4.06”×2.11”×5.31”)	103mm×135mm×53mm (4.1”×5.3”×2.1”)	175mm×134mm×53mm (6.9”×5.3”×2.1”)	175mm×134mm×53mm (6.9”×5.3”×2.1”)	175mm×134mm×75mm (6.9”×5.3”×3”)	150mm×100mm×42mm (5.9”×3.9”×1.7”)	440mm×300mm×44mm (17.3”×11.8”×1.7”)	440mm×300mm×44mm (17.3”×11.8”×1.7”)

Access Switch

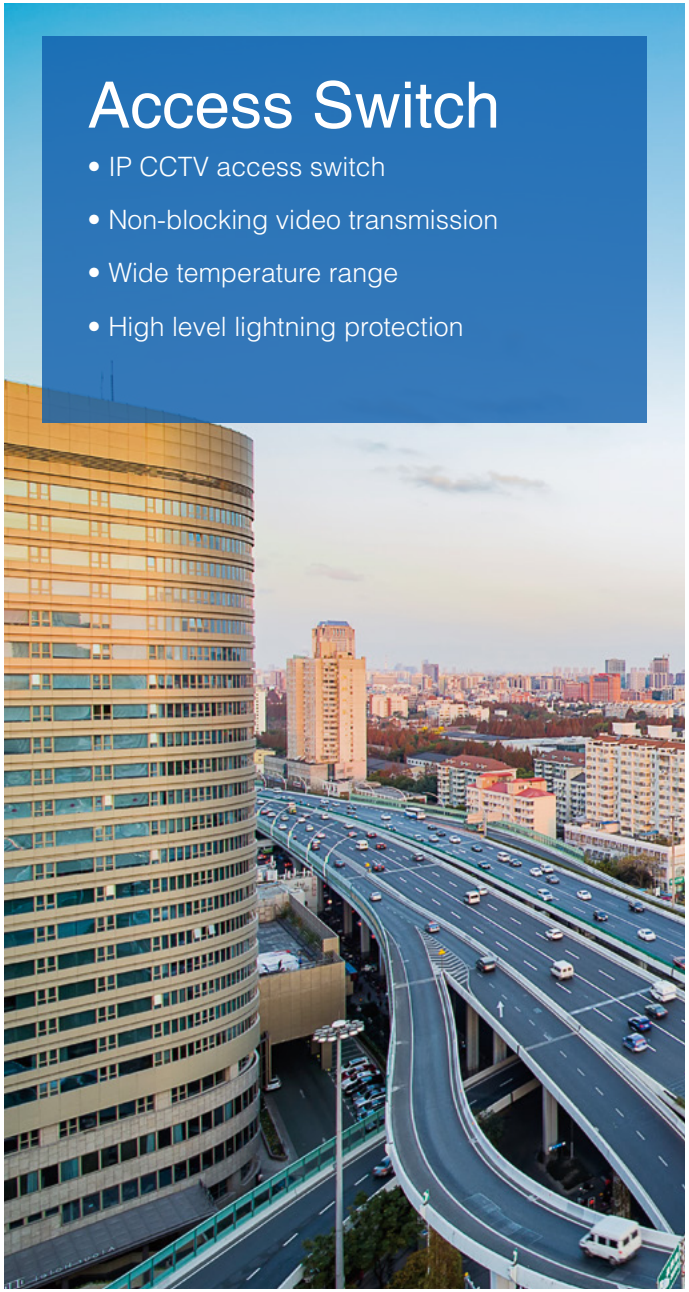

Access Switch

	Plastic Switch			
Model	PFS3005-5ET-L	PFS3008-8ET-L	PFS3005-5GT-L	PFS3008-8GT-L
Appearance				
Fast/Gigabit Ethernet	5FE	8FE	5GE	8GE
SFP Slots	--	--	--	--
Switching Capacity	1Gbps	1.6 Gbps	10Gbps	16Gbps
Packet Forwarding Rate	0.744Mpps	1.19 Mpps	7.44Mpps	11.9Mpps
Packet Buffer Memory	448Kb	448Kb	1Mb	1.5Mb
MAC Table Size	1K	1K	2K	4K
VLAN	--	--	--	--
Link Aggregation	--	--	--	--
Flow Control	--	--	--	--
Spanning Tree	--	--	--	--
Management	--	--	--	--
Working Temperature	-10°C ~+55°C (14°F~+131°F)	-10°C ~+55°C (14°F~+131°F)	-10°C ~+55°C (14°F~+131°F)	-10°C ~+55°C (14°F~+131°F)
Dimensions (W×D×H)	77mm×46mm×21mm (3.03”×1.81”×0.83”)	125mm×65mm×22mm (4.92"×2.56"×0.87")	77mm×46mm×21mm (3.03”×1.81”×0.83”)	125mm×65mm×22mm (4.92"×2.56"×0.87")

Access Switch

Access Switch					
	Metal Switch				
Model	PFS3005-5ET	PFS3008-8ET	PFS3109-8ET	PFS3218-16ET	PFS3226-24ET
Appearance					
Fast/Gigabit Ethernet	5FE	8FE	8FE	16FE+2GE (Combo)	24FE+2GE (Combo)
SFP Slots	--	--	1GE SFP	2GE SFP (Combo)	2GE SFP (Combo)
Switching Capacity	1Gbps	1.6 Gbps	3.6Gbps	7.2Gbps	8.8Gbps
Packet Forwarding Rate	0.744Mpps	1.19 Mpps	2.68Mpps	3.87Mpps	4.8Mpps
Packet Buffer Memory	384Kb	768Kb	2Mb	4Mb	4Mb
MAC Table Size	2K	2K	8K	8K	8K
VLAN	--	--	--	--	--
Link Aggregation	--	--	--	--	--
Flow Control	--	--	--	--	--
Spanning Tree	--	--	--	--	--
Management	--	--	--	--	--
Working Temperature	0°C ~+40°C (32°F~+104°F)	0°C ~+40°C (32°F~+104°F)	0°C ~+40°C (32°F~+104°F)	0°C ~+50°C (32°F~+122°F)	0°C ~+50°C (32°F~+122°F)
Dimensions (W×D×H)	100mm×65mm×22.6mm (3.94"×2.56"×0.88")	150mm×70mm×22.6mm (5.91"× 2.76"×0.89")	150mm×70mm×22.6mm (5.91"× 2.76"×0.89")	440mm×200mm×44mm (17.3”×7.87”×1.7”)	440mm×200mm×44mm (17.3”×7.87”×1.7”)

Access Switch

Access Switch						
	Metal Switch					
Model	PFS3005-5GT	PFS3008-8GT	PFS3016-16GT	PFS3218-16GT	PFS3024-24GT	PFS3226-24GT
Appearance						
Fast/Gigabit Ethernet	5GE	8GE	16GE	16GE	24GE	24GE
SFP Slots	--	--	--	2GE SFP	--	2GE SFP
Switching Capacity	10Gbps	16Gbps	32Gbps	36Gbps	48Gbps	52Gbps
Packet Forwarding Rate	7.44Mpps	11.9Mpps	23.8Mpps	26.78Mpps	35.7Mpps	38.688Mpps
Packet Buffer Memory	1Mb	2Mb	4Mb	4Mb	4Mb	4Mb
MAC Table Size	2K	4K	8K	8K	8K	8K
VLAN	--	--	--	--	--	--
Link Aggregation	--	--	--	--	--	--
Flow Control	--	--	--	--	--	--
Spanning Tree	--	--	--	--	--	--
Management	--	--	--	--	--	--
Working Temperature	0°C ~+40°C (32°F~+104°F)	0°C ~+40°C (32°F~+104°F)	0°C ~+40°C (32°F~+104°F)	0°C ~+40°C (32°F~+104°F)	0°C ~+40°C (32°F~+104°F)	0°C ~+40°C (32°F~+104°F)
Dimensions (W×D×H)	100mm×64mm×25mm (3.9”×2.5”×1.0”)	150mm×70mm×22.6mm (5.91”× 2.76”×0.89”)	280mm×173mm×44mm (11.0”×6.81”×1.7”)	440mm×200mm×44mm (17.3”×7.87”×1.7”)	280mm×173mm×44mm (11.0”×6.81”×1.7”)	440mm×200mm×44mm (17.3”×7.87”×1.7”)

Access Switch

Access Switch					
	Hardened Metal Switch				
Model	PFS3102-1T	PFS3106-4T	PFS3110-8T	PFS3409-4GT	PFS3211-8GT
Appearance					
Fast/Gigabit Ethernet	1GE	4FE+1GE	8FE+1GE	5GE	9GE
SFP Slots	1GE SFP	1GE SFP	1GE SFP	4GE SFP	2GE SFP
Switching Capacity	6.8Gpbs	6.8Gbps	13.6Gbps	33Gbps	33Gbps
Packet Forwarding Rate	2.98Mpps	3.57Mpps	4.17Mpps	16.37Mpps	16.37Mpps
Packet Buffer Memory	1Mb	1Mb	2Mb	1.75Mb	1.75Mb
MAC Table Size	8K	8K	8K	4K	4K
VLAN	--	--	--	--	--
Link Aggregation	--	--	--	--	--
Flow Control	Supported	Supported	Supported	Supported	Supported
Spanning Tree	--	--	--	--	--
Management	--	--	--	--	--
Working Temperature	-40°C ~+70°C (-40°F~+158°F)	-40°C ~+70°C (-40°F~+158°F)	-40°C ~+70°C (-40°F~+158°F)	-30°C ~+65°C (-22°F~+149°F)	-30°C ~+65°C (-22°F~+149°F)
Dimensions (W×D×H)	150mm×100mm×30mm (5.9″×3.9″×1.2″)	150mm×100mm×30mm (5.9″×3.9″×1.2″)	150mm×100mm×42mm (5.9″×3.9″×1.7″)	150mm×110mm×42mm (5.9″×4.3″×1.7″)	150mm×110mm×42mm (5.9″×4.3″×1.7″)

Aggregation Switch

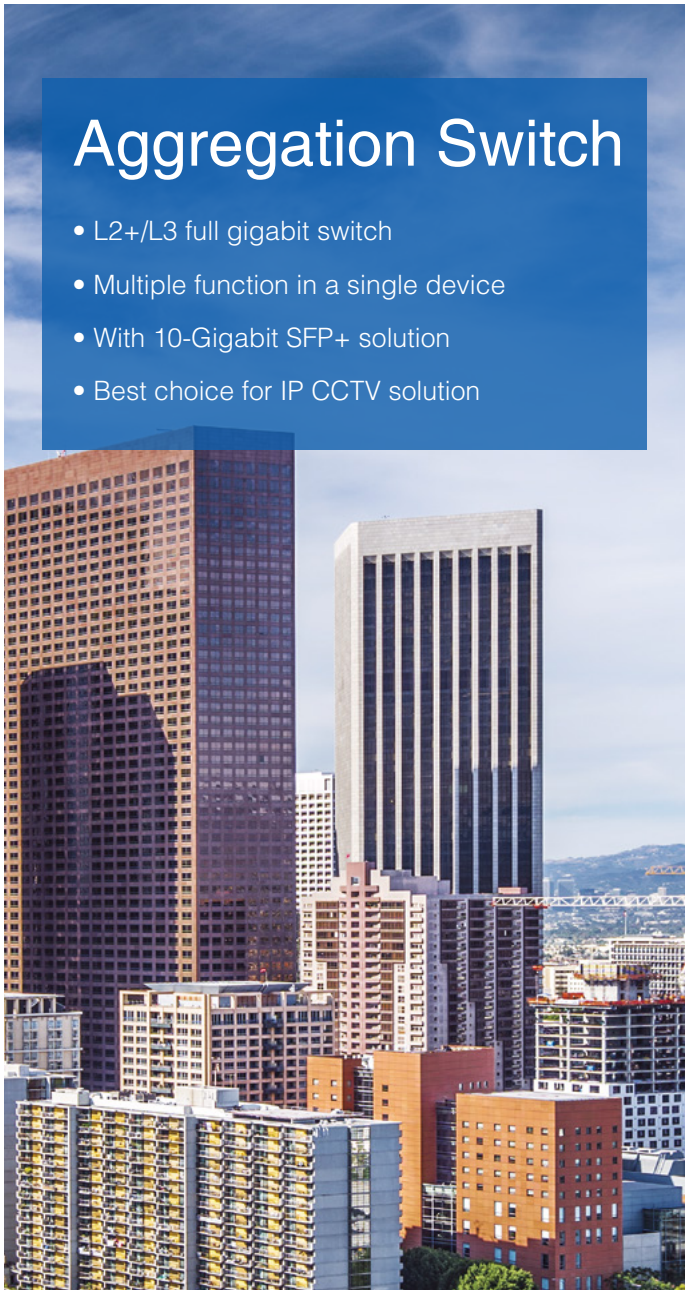

Aggregation Switch

	L2+ Switch	
Model	PFS5428-24GT	PFS5936-24GF8GT4XF
Appearance		
Fast/Gigabit Ethernet	24GE	8GE
SFP Slots	4×10G SFP+	24GE SFP+4×10G SFP+
Switching Capacity	128Gbps	221Gbps
Packet Forwarding Rate	96Mpps	107Mpps
VLAN	Supported	Supported
Link Aggregation	Supported	Supported
Stacking	--	--
MAC Table	32K	32K
IPV4 Routing Table	4K	4K
IGMP Snooping	Supported	Supported
Static IP Routing	Supported	Supported
Dynamic Routing	--	--
VRRP	--	--
Management	WEB,CLI, SNMP	Web, CLI, SNMP
Working Temperature	-20°C ~+55°C (-4°F~+131°F)	-20°C ~+55°C (-4°F~+131°F)
Dimensions (W×D×H)	440mm×300mm×44mm (17.3”×11.8”×1.7”)	440mm×285mm×44mm (17.3”×11.2”×1.7”)

Aggregation Switch

Aggregation Switch				
	L2+ Switch		L3 Switch	
Model	S5500-24GF4XF-E	S5500-48GT4XF-E	S5600-48GT4XF	S6500-48XF2QF
Appearance				
Fast/Gigabit Ethernet	8GE (Combo)	48GE	48GE	--
SFP Slots	16GE SFP+8GE SFP (Combo)+4×10G SFP+	4×10G SFP+	4×10G SFP+	48×10G SFP+ &2×40G QSFP
Switching Capacity	336Gbps	336Gbps	598Gbps	2560Gbps
Packet Forwarding Rate	96Mpps	132Mpps	144Mpps	1080Mpps
VLAN	Supported	Supported	Supported	Supported
Link Aggregation	Supported	Supported	Supported	Supported
Stacking	Supported	Supported	Supported	Supported
MAC Table	16K	16K	16K	128K
IPV4 Routing Table	1K	1K	12K	64K
IGMP Snooping	Supported	Supported	Supported	Supported
Static IP Routing	Supported	Supported	Supported	Supported
Dynamic Routing	OSPF, RIP	OSPF, RIP	OSPF, RIP, BGP, IS-IS	OSPF, RIP, BGP, IS-IS
VRRP	--	--	Supported	Supported
Management	Web, CLI, SNMP	Web, CLI, SNMP	Web, CLI, SNMP	Web, CLI, SNMP
Working Temperature	0°C ~+45°C (32°F~+113°F)	0°C ~+45°C (32°F~+113°F)	0°C ~+45°C (32°F~+113°F)	-10°C ~+55°C (14°F~+131°F)
Dimensions (W×D×H)	440mm×360mm×43.6mm (17.3”×14.2”×1.7”)	440mm×360mm×43.6mm (17.3”×14.2”×1.7”)	440mm×360mm×43.6mm (17.3”×14.2”×1.7”)	440mm×360mm×43.6mm (17.3”×14.2”×1.7”)

Core Switch

Core Switch			
	Core Switch		
Model	S7603	S7606	S8610
Appearance			
Switching Capacity	19.2 Tbps	15.36Tbps/25.6Tbps	256 Tbps
Packet Forwarding Rate	1440 Mpps	2880 Mpps/12000 Mpps	8400 Mpps
Number of Service Slots	3	6	10
Redundancy Design	Redundancy of power sources and main control boards	Redundancy of power sources and main control boards	Redundancy of power sources and main control boards
Layer 2 Features	VLAN/STP/RSTP/MSTP/CoS/Flow Control/Link Aggregation/etc.	VLAN/STP/RSTP/MSTP/CoS/Flow Control/Link Aggregation/etc.	VLAN/STP/RSTP/MSTP/CoS/Flow Control/Link Aggregation/etc.
IPv4 Routing	Supported	Supported	Supported
IPv6 Routing	Supported	Supported	Supported
Multicast	Supported	Supported	Supported
ACL	Supported	Supported	Supported
QoS	Supported	Supported	Supported
Security Mechanism	FTP/TFTP/SNMP/RMON	FTP/TFTP/SNMP/RMON	FTP/TFTP/SNMP/RMON
Reliability	CPU protection/VRRP/RPR/DLCP	CPU protection/VRRP/RPR/DLCP	CPU protection/VRRP/RPR/DLCP
Working Temperature	0°C ~+45°C (32°F~+113°F)	0°C ~+45°C (32°F~+113°F)	0°C ~+45°C (32°F~+113°F)
Dimensions (W×D×H)	436mm×420mm×216mm (17.2”×16.5”×8.5”)	436mm×420mm×575mm (17.2”×16.5”×22.6”)	440mm×660mm×620mm (17.3”×26.0”×24.4”)

Platform



iLinksView Network Management Platform	
Model	ILS1000
Appearance	
Interface	2GE + 4USB + 1 HDMI + 1 VGA
Intelligent Analytics	Switch Statistics Port Bandwidth Occupancy Alarm Statistics Switch Run Time
Dynamic View	Device visualization Link visualization Bandwidth visualization Real-time alarm Auto-generated topology
Network Management	Display the detailed information of switches, such as name, mode, SN, IP, MAC and status.
Alarm Message	Supports IP conflict alarm, switch status alarm, terminal status alarm, loopback alarm, port congestion alarm
Lightning Protection	Common Mode 8KV Differential Mode 6KV
Working Temperature	-10°C ~+55°C (14°F~+131°F)
Dimension	155mm×135mm×30mm (6.10"×5.31"×1.18")

Wireless Device



V-Radio Wireless Bridge Series

	CPE			
Model	PFWB5-30n	PFWB5-10n	PFWB5-30ac	PFWB5-10ac
Appearance				
Fast/Gigabit Ethernet	1FE	1FE	1GE	1GE
Wireless Standard	802.11 a/n	802.11 a/n	802.11 a/n/ac	802.11 a/n/ac
Working Frequency	5.150- 5.850 GHz (FCC 5.150- 5.250 and 5.725- 5.850 GHz)	5.150- 5.850 GHz (FCC 5.150- 5.250 and 5.725- 5.850 GHz)	5.150- 5.850 GHz (FCC 5.150- 5.250 and 5.725- 5.850 GHz)	5.150- 5.850 GHz (FCC 5.150- 5.250 and 5.725- 5.850 GHz)
Wireless Speed	300Mbps	300Mbps	867Mbps	867Mbps
Transmission Distance	3km (recommended) 5km (Max)	5km (recommended) 7km (Max)	3km (recommended) 5km (Max)	5km (recommended) 7km (Max)
Antenna Gain	15dBi	20dBi	15dBi	20dBi
Polarization	Dual Linear: Horizontal 30°, vertical 30°	Dual Linear: Horizontal 10°, vertical 10°	Dual Linear: Horizontal 30°, vertical 30°	Dual Linear: Horizontal 10°, vertical 10°
Tx Power Max	29dBm	29dBm	30dBm	30dBm
Proprietary Protocol	TDMA	TDMA	TDMA	TDMA
Network Security	WPA/WPA2 Personal WPA/WPA2 Enterprise WACL, User Isolation	WPA/WPA2 Personal WPA/WPA2 Enterprise WACL, User Isolation	WPA/WPA2 Personal WPA/WPA2 Enterprise WACL, User Isolation	WPA/WPA2 Personal WPA/WPA2 Enterprise WACL, User Isolation
Management	Web/DWMS Platform	Web/DWMS Platform	Web/DWMS Platform	Web/DWMS Platform
Lightning Protection	Common Mode 3KV Differential Mode 1KV	Common Mode 3KV Differential Mode 1KV	Common Mode 3KV Differential Mode 1KV	Common Mode 3KV Differential Mode 1KV
Ingress Protection	IP66	IP66	IP66	IP66
Working Temperature	-30°C ~+ 70°C (-22°F~+158°F)	-30°C ~+ 70°C (-22°F~+158°F)	-30°C ~+ 70°C (-22°F~+158°F)	-30°C ~+ 70°C (-22°F~+158°F)
Dimension	128mm×97mm×40mm (5.0"×3.8"×1.6")	185mm×185mm×81mm (7.3"×7.3"×3.2")	128mm×97mm×40mm (5.0"×3.8"×1.6")	185mm×185mm×81mm (7.3"×7.3"×3.2")
Power	12- 24V DC Passive PoE	12- 24V DC Passive PoE	12- 24V DC Passive PoE	12- 24V DC Passive PoE

Wireless Device

V-Radio Wireless Bridge Series			Outdoor Wireless Transmission Device		
	Base Station		5G Wireless CPE		
Model	PFWB5-90n	PFWB5-90ac	PFM881	PFM881-L	PFM881E
Appearance					
Fast/Gigabit Ethernet	1FE	1GE	2FE	2FE	1GE
Wireless Standard	802.11 a/n	802.11 a/n/ac	IEEE802.11a/n	IEEE802.11a/n	IEEE802.11a/n/ac
Working Frequency	5.150- 5.850 GHz (FCC 5.150- 5.250 and 5.725- 5.850 GHz)	5.150- 5.850 GHz (FCC 5.150- 5.250 and 5.725- 5.850 GHz)	5745~5825MHz (extended range: 4920~6100MHz)	5745~5825MHz (extended range: 4920~6100MHz)	5745~5825MHz (extended range: 4920~6100MHz)
Wireless Speed	300Mbps	867Mbps	300Mbps	300Mbps	867Mbps
Transmission Distance	5km (recommended) 7km (Max)	5km (recommended) 7km (Max)	0-3Km (0-9.8Kft)	0-1.5km (0-4.9Kft)	0-3Km (0-9.8Kft)
Antenna Gain	18dBi	18dBi	15dBi	12dBi	18dBi
Polarization	Dual Linear: Horizontal 90°, vertical 90°	Dual Linear: Horizontal 90°, vertical 90°	Dual Linear: Horizontal 40°, vertical 15°	Dual Linear: Horizontal 35°, vertical 35°	Dual Linear: Horizontal 17°, vertical 17°
Tx Power Max	29dBm	30dBm	27dBm	24dBm	24dBm
Proprietary Protocol	TDMA	TDMA	TDMA	TDMA	TDMA
Network Security	WPA/WPA2 Personal WPA/WPA2 Enterprise WACL, User Isolation	WPA/WPA2 Personal WPA/WPA2 Enterprise WACL, User Isolation	WPA/WPA2, Hide SSID IP/MAC Filtering	WPA/WPA2, Hide SSID IP/MAC Filtering	WPA/WPA2, Hide SSID IP/MAC Filtering
Management	Web/DWMS Platform	Web/DWMS Platform	Web	Web	Web
Lightning Protection	Common Mode 3KV Differential Mode 1KV	Common Mode 3KV Differential Mode 1KV	--	--	--
Ingress Protection	IP66	IP66	--	--	IP66
Working Temperature	-30°C ~+ 70°C (-22°F~+158°F)	-30°C ~+ 70°C (-22°F~+158°F)	-30°C ~+ 70°C (-22°F~+158°F)	-30°C ~+ 70°C (-22°F~+158°F)	-30°C ~+ 70°C (-22°F~+158°F)
Dimension	383mm×100mm×98mm (15.1”×3.9”×3.9”)	383mm×100mm×98mm (15.1”×3.9”×3.9”)	270mm×83mm×50mm (10.6"×3.3"×2.0")	140mm×92mm×31.8mm (5.5"×3.6"×1.3")	200mm×200mm×50mm (10.6”×3.3”×2.0”)
Power	12- 24V DC Passive PoE	12- 24V DC Passive PoE	Passive PoE (24V/0.5A)	Passive PoE (24V/0.5A)	PoE+ (802.3at)

Wireless Device

Outdoor Wireless Transmission Device

	5G Wireless AP		5G Wireless Backhaul	
Model	PFM880	PFM880E	PFM886-15	PFM886-20
Appearance				
Fast/Gigabit Ethernet	1GE	1GE	1GE	1GE
Wireless Standard	IEEE802.11a/n	IEEE802.11a/n/ac	IEEE802.11a/n/ac	IEEE802.11a/n/ac
Working Frequency	5745~5825MHz (extended range: 4920~6100MHz)	5745~5825MHz (extended range: 4920~6100MHz)	5745~5825MHz (extended range: 4920~6100MHz)	5745~5825MHz (extended range: 4920~6100MHz)
Wireless Speed	300Mbps	867Mbps	867Mbps	867Mbps
Transmission Distance	0-3Km (0-9.8Kft)	0-3Km (0-9.8Kft)	0-15Km (0-49.2Kft)	0-20Km (0-65.6Kft)
Antenna Gain	16dBi	17dBi	23dBi	29dBi
Polarization	Dual Linear: Horizontal 90°, vertical 9°	Dual Linear: Horizontal 90°, vertical 9°	Dual Linear: Horizontal 10°, vertical 10°	Dual Linear: Horizontal 6°, vertical 6°
Tx Power Max	30dBm	27dBm	27dBm	27dBm
Proprietary Protocol	TDMA	TDMA	TDMA	TDMA
Network Security	WPA/WPA2, Hide SSID IP/MAC Filtering	WPA/WPA2, Hide SSID IP/MAC Filtering	WPA/WPA2, Hide SSID IP/MAC Filtering	WPA/WPA2, Hide SSID IP/MAC Filtering
Management	Web	Web	Web	Web
Lightning Protection	Common Mode 4KV Differential Mode 1.5KV	Common Mode 4KV Differential Mode 1.9KV	Common Mode 4KV Differential Mode 1.5KV	Common Mode 4KV Differential Mode 1.5KV
Ingress Protection	IP66	IP66	IP66	IP66
Working Temperature	-30°C ~+ 70°C (-22°F~+158°F)	-30°C ~+ 70°C (-22°F~+158°F)	-30°C ~+ 70°C (-22°F~+158°F)	-30°C ~+ 70°C (-22°F~+158°F)
Dimension	265mm×265mm×87.5mm (Device) (10.4"×10.4"×3.4") 450mm×140mm×35mm (Antenna) (17.7"×5.5"×1.4")	265mm×265mm×87.5mm (Device) (10.4"×10.4"×3.4") 450mm×166mm×60mm (Antenna) (17.7"×6.5"×2.4")	240mm×Ø373mm (Ø9.4"×14.7")	265mm×265mm×87.5mm (10.4"×10.4"×3.4") Ø520mm (Ø20.5")
Power	PoE+ (802.3at)	PoE+ (802.3at)	PoE+ (802.3at)	PoE+ (802.3at)

Wireless Device

Outdoor Wireless Transmission Device

	4G Router
Model	WM4700-O
Appearance	
LAN Port	4FE
WAN Port	1FE
Wi-Fi	802.11b/g: Up to 54 Mbps 802.11n: Up to 150 Mbps
Network Mode	Southeast Asia version: B1/B3/B5/B8/B38/B39/B40/B41 Oceania and North American version: B1/B2/B3/B4/B5/B7/B8/B28/B40 European version: B1/B3/B5/B7/B8/B20/B38/B40/B41
Antenna	Cellular: 2 standard SMA female ports with impedance of 50Ω Wi-Fi: 1 standard SMA male port with impedance of 50Ω
WAN Connection Modes	Static IP, DHCP, PPPOE and 4G
SIM/UIM Card Port	1.8V/3V SIM/UIM card
Encryption	WEP, WPA and WPA2
Working Temperature	-35°C ~+ 75°C (-31°F~+167°F)
Dimension	207mm×135mm×28mm (8.15”×5.31”×1.10”)
Power	DC 12V/1.5A

Indoor Wireless Transmission Device

	2.4G Wireless AP for Elevator
Model	PFM885-I
Appearance	
Fast/Gigabit Ethernet	3FE
Wireless Standard	IEEE802.11 b/g/n
Working Frequency	2412~2472Mhz (extended range: 2312~2732Mhz)
Wireless Speed	300Mbps
Transmission Distance	0-500m (0-1640.4ft)
Antenna Gain	6dBi
Polarization	Dual Linear: Horizontal 65°, vertical 60°
Tx Power Max	27dBm
Proprietary Protocol	--
Network Security	WPA/WPA2, Hide SSID IP/MAC Filtering
Management	Web
Lightning Protection	--
Ingress Protection	IP41
Working Temperature	-30°C ~+70°C (-22°F~+158°F)
Dimension	150mm×150mm×36mm (5.9"×5.9"×1.4")
Power	PoE+ (802.3at)

Home-Wi-Fi

	Wireless Router	
Model	WR5200-IDC	WR5210-IDC
Appearance		
LAN Port	4FE	4GE
WAN Port	1FE	1GE
Standards	Wi-Fi 5 IEEE 802.11ac/n/a 5 GHz IEEE 802.11n/b/g 2.4 GHz	Wi-Fi 5 IEEE 802.11ac/n/a 5 GHz IEEE 802.11n/b/g 2.4 GHz
WiFi Speeds	5 GHz: 867 Mbps (802.11ac) 2.4 GHz: 300 Mbps (802.11n)	5 GHz: 867 Mbps (802.11ac) 2.4 GHz: 300 Mbps (802.11n)
Antenna	4 external omnidirectional antenna	6 external omnidirectional antenna
WAN Connection Mode	Static IP; DHCP; PPPoE	Static IP; DHCP; PPPoE
Power input	12V DC, 1A	12V DC, 1A
Dimension (L×D×H)	200mm×124.4mm×28mm (7.9”×4.9”×1.1”)	200mm×124.4mm×28mm (7.9”×4.9”×1.1”)

Accessories



Accessories

	PoE Midspan			PoE Extender
Model	PFT1200	TAM1GT1GT-30	TAM01GT01GT-75	PFT1300
Appearance				
Fast/Gigabit Ethernet	2GE	2GE	2GE	3FE
SFP Slots	--	--	--	--
Switching Capacity	--	--	--	1.4Gbps
Packet Forwarding Rate	--	--	--	0.47Mpps
Packet Buffer Memory	--	--	--	512Kb
MAC Table Size	--	--	--	1K
PoE Standard	PoE (802.3af) PoE+ (802.3at), Hi-PoE	PoE (802.3af) PoE+ (802.3at)	PoE (802.3af) PoE+ (802.3at), Hi-PoE	PoE (802.3af) PoE+ (802.3at)
PoE Budget	60W	30W	75W	--
Lightning Protection	Common Mode 4KV Differential Mode 2KV	Common Mode 4KV Differential Mode 2KV	--	Common Mode 4KV Differential Mode 2KV
Working Temperature	-30°C ~+60°C (-22°F~+140°F)	-10°C~55°C (14°F~+131°F)	-30°C~+65°C (-22°F~+149°F)	-30°C ~+60°C (-22°F~+140°F)
Dimensions (W×D×H)	150mm×70mm×39mm (5.9"×2.8"×1.5")	132.3mm×60mm×33mm (5.2"×2.4"×1.3")	210×75×38.5mm (8.3"×2.9"×1.5")	79mm×52mm×23mm (3.1"×2.0"×0.9")

Accessories

Accessories

	Ethernet Media Converter	
Model	OTE103	PFS3102-1T
Appearance		
Fast/Gigabit Ethernet	1FE	1GE
SFP Slots	1FE FC	1GE SFP
Switching Capacity	1.4Gbps	6.8Gbps
Packet Forwarding Rate	0.3Mpps	2.98Mpps
Packet Buffer Memory	512Kb	1Mb
MAC Table Size	1K	8K
PoE Standard	--	--
PoE Budget	--	--
Lightning Protection	Common Mode 4KV Differential Mode 2KV	Common Mode 4KV Differential Mode 2KV
Working Temperature	-40°C ~+75°C (-40°F~+167°F)	-40°C ~+70°C (-40°F~+158°F)
Dimensions (W×D×H)	105mm×96mm×30mm (4.1"×3.8"×1.2")	150mm×100mm×30mm (5.9"×3.9"×1.2")

Accessories

	Ethernet over Coax	
Model	LR1002	LR1002-1ET/ LR1002-1EC
Appearance		
Interface	1FE+1*BNC	1FE+1*BNC
Transmission Bandwidth	RG59 coaxial cable: 400m/100 Mbps, 1000m/10 Mbps	RG59 coaxial cable: 400m/100Mbps, 1000m/10 Mbps
PoE Standard	(Based on the power input from the ePoE switch)	PoE (802.3af) PoE+ (802.3at)
Lightning Protection	Common Mode 6KV Differential Mode 2KV	Common Mode 4KV Differential Mode 2KV
Working Temperature	-40°C ~+65°C (-40°F~+149°F)	-30°C ~+65°C (-22°F~+149°F)
Dimensions (W×D×H)	56mm×27mm×21mm (2.2"×1.1"×0.8")	79mm×52mm×23mm (3.1"×2.0"×0.9")

Accessories

	DIN Rail Power Supply		
Model	EDP-75-48	DRL-48V120W1AA	EDP-240-48
Appearance			
Output Power	75W	120W	240W
Input Voltage Range	90-264Vac	85-264Vac	90-264Vac
Input Frequency Range	47-63Hz	47-63Hz	47-63Hz
Output Voltage Range	48~55Vdc	44-56Vdc	48~53Vdc
Dimensions (W×D×H)	126mm×34.5mm ×101.5mm (4.96"×1.36"×4.00")	123.6mm×40mm ×117.6mm (4.86"×1.57"×4.62")	124mm×62mm ×119mm (4.88"×2.44"×4.69")

Accessories

Accessories									
	SFP Module								
Model	PFT3910	PFT3920	PFT3960	PFT3970	PFT3900	PFT3950	PFTOTSFP-1270R-20-SMF	PFTOTSFP-1270T-20-SMF	PFTOTSFP-850-MMF
Appearance									
Data Rate	155Mbps	155Mbps	1.25Gbps	1.25Gbps	155Mbps	1.25Gbps	10Gbps	10Gbps	10Gbps
Interface	LC	LC	LC	LC	LC	LC	LC	LC	LC
Transmission Distance	20km	20km	20km	20km	2km	500m	20km	20km	300m
Transmission Medium	Single Mode	Single Mode	Single Mode	Single Mode	Single Mode	Single Mode	Single Mode	Single Mode	Single Mode
Wavelength	1310nm/1550nm	1550/1310nmnm	1310nm/1550nm	1550/1310nmnm	850nm	850nm	1330nm/1270nm	1270nm/1330nm	850nm
Sensitivity	≤-32dBm	≤-32dBm	≤-23dBm	≤-23dBm	≤-25dBm	≤-23dBm	-14.5dBm	-14.5dBm	-11dBm
Operating Voltage	3.3V	3.3V	3.3V	3.3V	3.3V	3.3V	3.3V	3.3V	3.3V
Output Power	-14~-8dBm	-14~-8dBm	-9~-2dBm	-9~-2dBm	-10~-3dBm	-9.5~-3dBm	-3~2dBm	-3~2dBm	-6.5~0.5dBm
Working Temperature	-40°C ~+85°C (-40°F~+185°F)	-40°C ~+85°C (-40°F~+185°F)	-40°C ~+85°C (-40°F~+185°F)	-40°C ~+85°C (-40°F~+185°F)	-40°C ~+85°C (-40°F~+185°F)	-40°C ~+85°C (-40°F~+185°F)	-40°C ~+85°C (-40°F~+185°F)	-40°C ~+85°C (-40°F~+185°F)	-40°C ~+85°C (-40°F~+185°F)
Dimensions (W×D×H)	13.7mm×56.5mm ×8.95mm (0.5"×2.2"×0.4")	13.7mm×56.5mm ×8.95mm (0.5"×2.2"×0.4")	13.7mm×56.5mm ×8.95mm (0.5"×2.2"×0.4")	13.7mm×56.5mm ×8.95mm (0.5"×2.2"×0.4")	13.7mm×56.5mm ×8.95mm (0.5"×2.2"×0.4")	13.7mm×56.5mm ×8.95mm (0.5"×2.2"×0.4")	13.8mm×56.5mm ×8.45mm (0.5"×2.2"×0.3")	13.8mm×56.5mm ×8.45mm (0.5"×2.2"×0.3")	13.8mm×56.5mm ×8.45mm (0.5"×2.2"×0.3")

Accessories

Cables

Model	PFM920I-5EUN	PFM920I-6UN-C	PFM922I-6UN-C	PFM923I-6UN-C	PFM920I-5EU-U	PFM920I-6U-U	PFM920I-6U-C
Appearance							
Category	CAT5e	CAT6	CAT6	CAT6	CAT5e	CAT6	CAT6
Conductor Material	Oxygen free copper (99.97% purity)	Oxygen free copper (99.97% purity)	CCA (Copper content 8%~12%)	Oxygen free copper (99.97% purity)	Oxygen free copper (99.97% purity)	Oxygen free copper (99.97% purity)	Oxygen free copper (99.97% purity)
Conductor Diameter	0.45 mm ± 0.01 mm	0.53 mm ± 0.005 mm	0.57 mm ± 0.01 mm, 23AWG	0.53 mm ± 0.005 mm	0.5 mm ± 0.01 mm, 24AWG	0.57 mm ± 0.01 mm, 23AWG	0.57 mm ± 0.01 mm, 23AWG
Sheath	PVC	PVC	PVC	LSZH	PVC	PVC	PVC
Certification	CPR Eca	CPR Eca	CPR Eca	CPR Eca	UL CM	UL CM	CPR Eca
Length	305m (1000ft)	305m (1000ft)	305m (1000ft)	305m (1000ft)	305m (1000ft)	305m (1000ft)	305m (1000ft)
Color	White	White, Orange, Blue	Orange	White	White	White	White



IP CCTV Solution

Open, standard and scalable are the three major characteristics of an IP CCTV system. Transmission product is applied as an important bridge that perfectly connects IP cameras and NVRs in applications such as shopping mall, supermarket, etc. In addition to its wide range of transmission products, Dahua also offers perfect network scalability and reliable product quality in different applications.

Solution Features

- Open, standard and scalable
- Unified management
- PoE power supply
- Industrial-grade switch

Topology

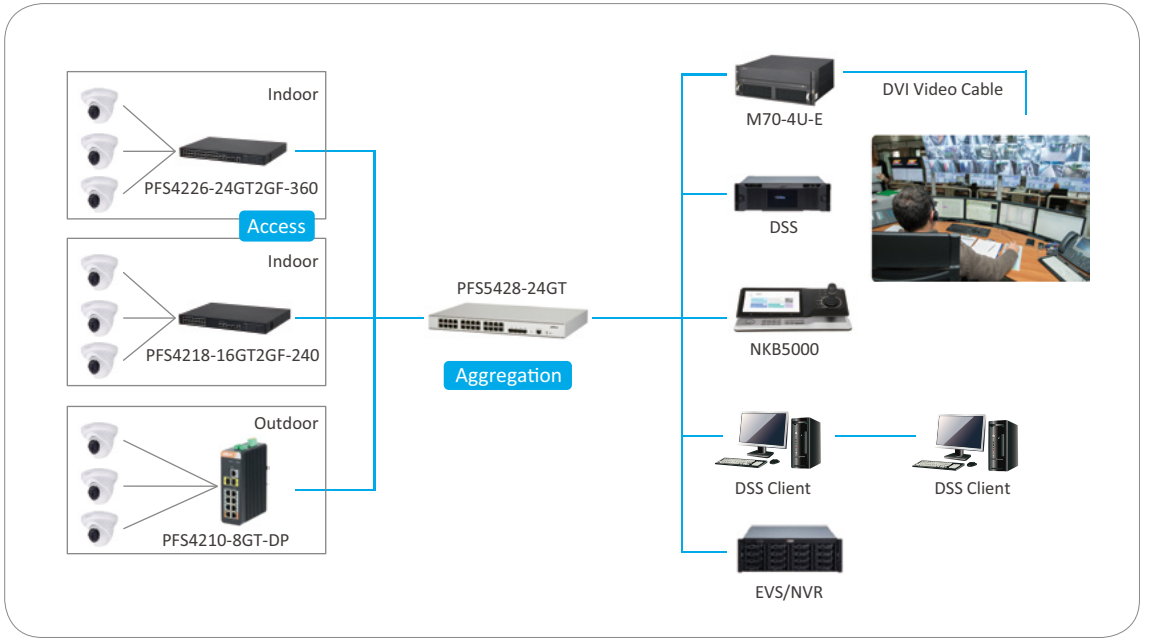



Intelligent Transportation System

Traffic congestion and road safety are few of the challenges faced by modern transportation. To address this, the ITS (Intelligent Transportation System) was designed to achieve safer and more efficient transportation by monitoring and transmitting real-time road condition, enabling users to act accordingly in case of an unexpected incident. In addition, the Dahua industrial switch, with its powerful hardware and software features, can be applied in harsh outdoor environment, making it an ideal choice for ITS solution.

Solution Features

- Real- time traffic monitoring
- Industrial design for outdoor use in harsh environments
- High ESD and surge protection

Topology

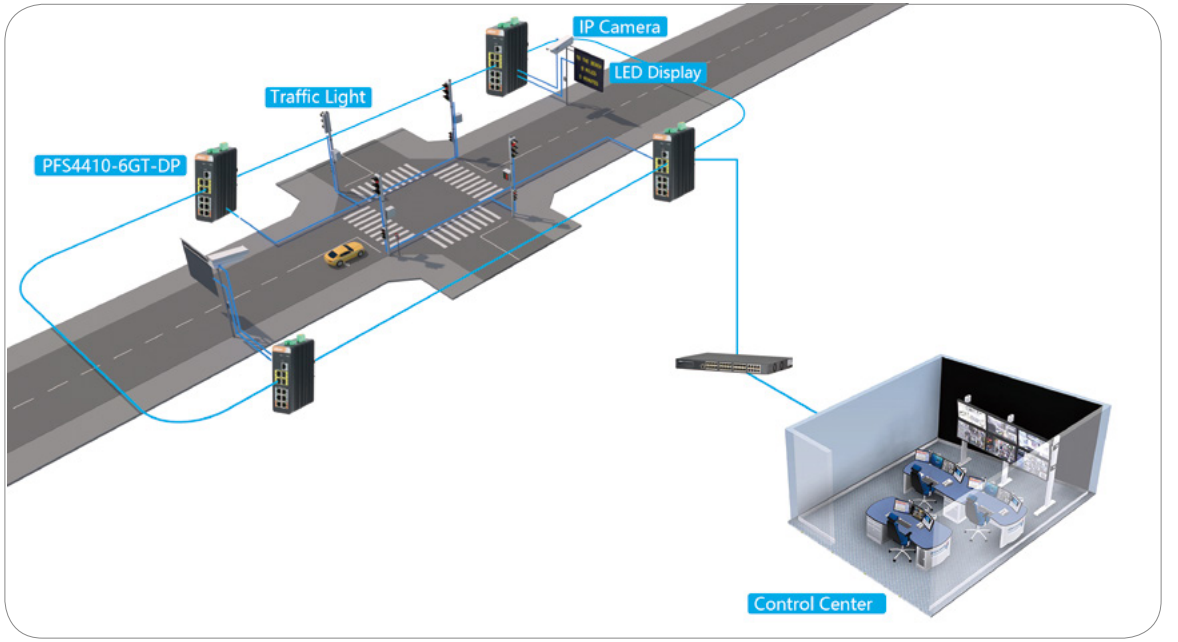



Intelligent Building Transmission Solution

With the development of technology, video intercom has been widely used in intelligent buildings. The Dahua Video Intercom Systems provide video and voice communications between two or more locations for an enhanced security. With industry-grade design, the Dahua transmission products offer high product reliability and cost-effective performance.

Solution Features

- Tailored transmission system for video intercom
- Open, standard and scalable
- Unified management
- Industrial-grade switch
- Long distance transmission

Topology

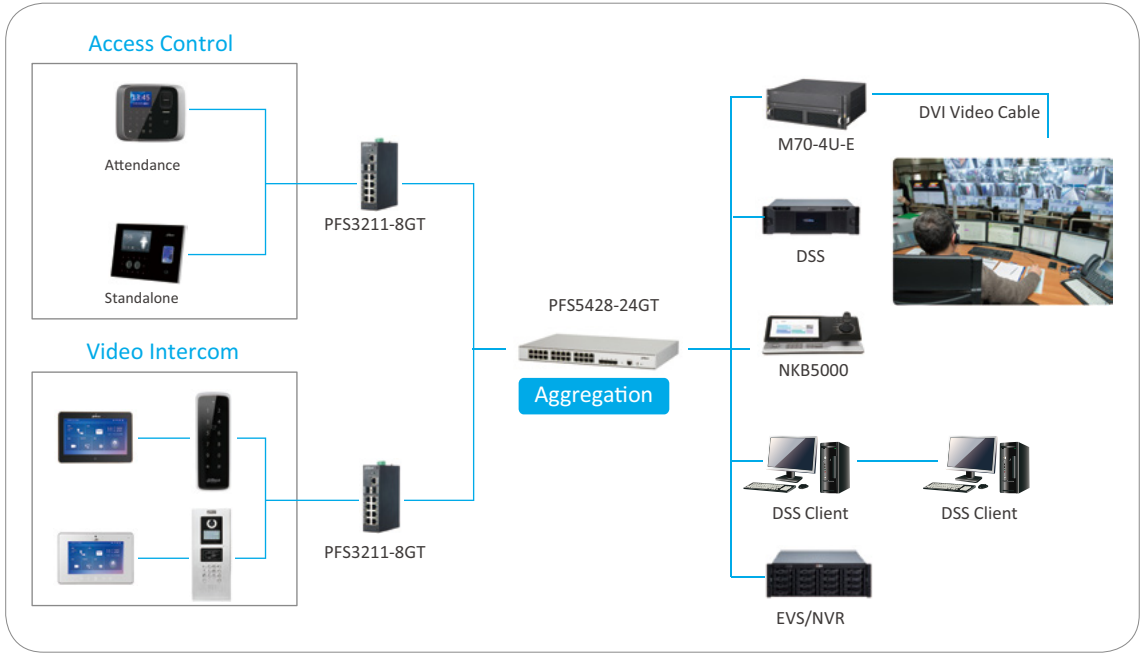



5G Wireless Transmission Solution

Access technology varies depending on different applications. Wireless technology is widely used in scenarios such as farms, construction sites, remote areas, etc., in order to enhance the existing cable infrastructure. The Dahua 5G wireless solution offers wide coverage, multiple topology application and easy installation to meet the different needs of customers with cost-effective performance.

Solution Features

- Point-to-point, point-to-multi-point, back-to-back applications
- Up to 20 km coverage
- TDMA technology ensures system reliability
- Easy installation and configuration
- Dual Firmware Design
- Multi-language
- Free Management Platform- DWMS

Topology

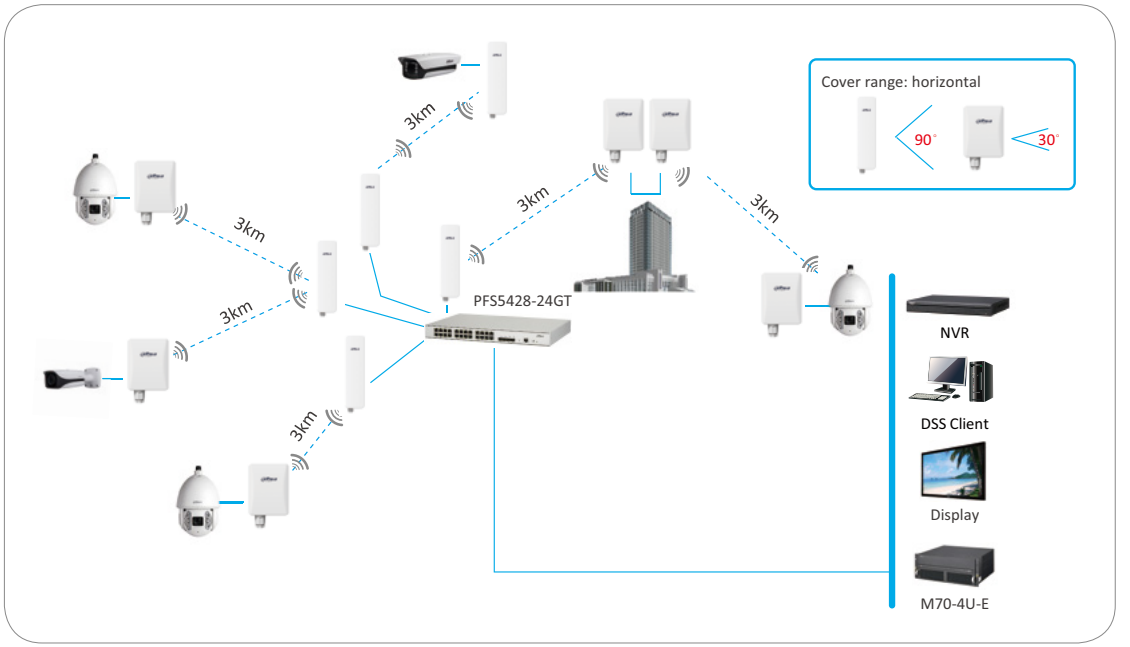



Elevator Solution

Ensuring elevator safety is an important task for building owners. The Dahua Elevator Solution can monitor video transmission inside the elevator. The return link of data can be realized by utilizing the current property management network or installing an outdoor wireless device.

Solution Features

- Point-to-point application
- Up to 500m distance
- TDMA technology ensures system reliability
- Easy installation and configuration

Topology

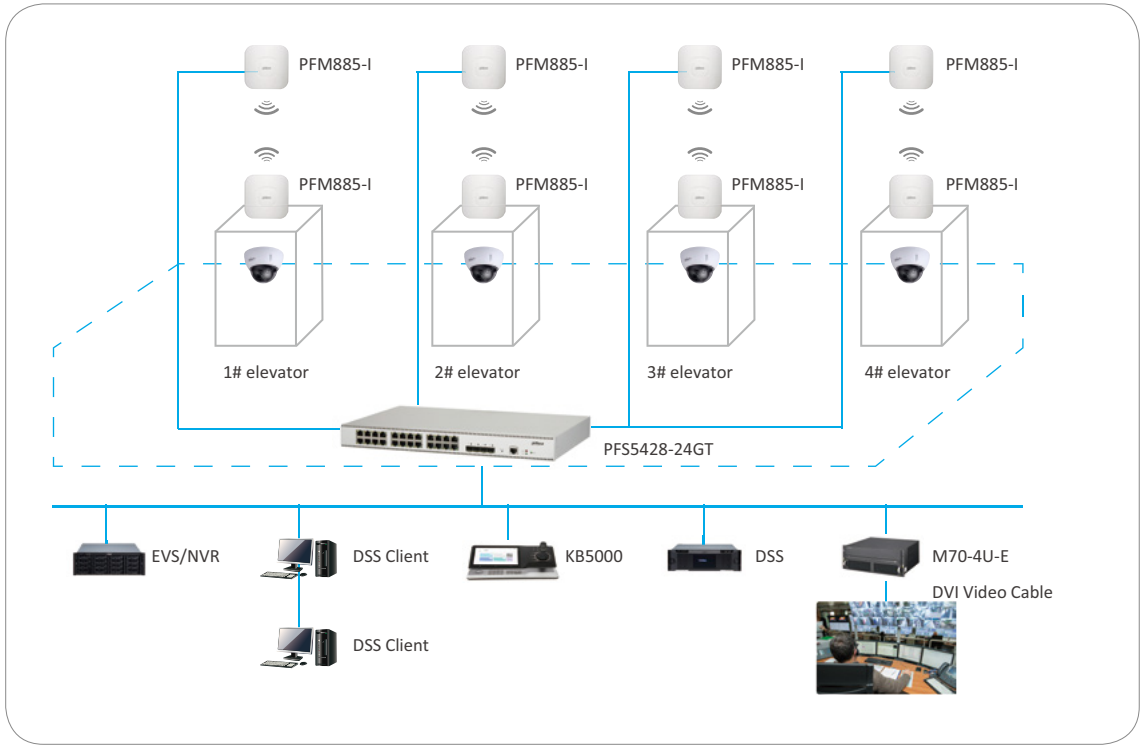

ENABLING A SAFER SOCIETY AND SMARTER LIVING

Dahua USA
Tel: +1 (949) 679-7777
Email: sales.usa@dahuatech.com
Supported.usa@dahuatech.com

Dahua Mexico
Tel: +52 55 67231936
Email: sales.m×@dahuatech.com
Supported.m×@dahuatech.com

Dahua Colombia
Tel: +571 7446110
Email: sales.co@dahuatech.com
Supported.co@dahuatech.com

Dahua Brazil
Tel: +55 11 32511871
Vendas: comercial.br@dahuatech.com
Suporte Técnico: suporte.br@dahuatech.com

Dahua Perú
Tel: +511 500-8555
Email: sales.pe@dahuatech.com
Supported.pe@dahuatech.com

Dahua Chile
Tel: +56 232705421
Email: sales.cl@dahuatech.com
Supported.chile@dahuatech.com

Dahua Argentina
Email: project.ar@dahuatech.com

Dahua Panama
Email: sales.pa@dahuatech.com
Supported: Supported.pa@dahuatech.com

Dahua Thailand
Tel: +66 2541 5188
Email: info.th@dahuatech.com
hr.th@dahuatech.com

Dahua Singapore
Tel: +65 65380952
Email: sales.sg@dahuatech.com

Dahua Turkey
Email: sales.tr@dahuatech.com
Supported.tr@dahuatech.com

Dahua Malaysia
Tel: +60376620731
Email: sales.my@dahuatech.com

Dahua Indonesia
Tel: +62 811 867 7728
Email: sales.indo@dahuatech.com

Dahua S.Korea
Tel: +82 7081618889
Email: sales.kr@dahuatech.com
Supported.kr@dahuatech.com

Dahua India
Tel: +91 1244569100
Email: sales.india@dahuatech.com

Dahua Russia
Tel: 8 (499) 682-60-00
Email: info@dahuatech.com

Dahua Kazakhstan
Tel: +7 727 3110838
Email: sales.kz@dahuatech.com

Dahua VISION LLC
Tel:+998 (78) 1488666
E-mail:dh_uzbekistan@dahuatech.com

Dahua UK
Tel: +44(0)1628 613 500
Email: sales.uk@dahuatech.com

Dahua the Netherlands
Tel: +31 (0) 79 799 96 96
Email: sales.benelux@dahuatech.com

Dahua Iberia
Tel: +34 917649862
Email: sales.iberia@dahuatech.com

Dahua Italy
Tel: +39 362182681
Email: sales.italy@dahuatech.com

Dahua Germany
Tel: +49 211 20544121
Email: sales.de@dahuatech.com

Dahua France
+33 1 48 53 70 53
Email: sales.france@dahuatech.com

Dahua CEE & Nordic
Tel: +48 223957400
Email: dh.cen@dahuatech.com

Dahua Poland
Tel: +48 223957400
Email: biuro.pl@dahuatech.com

Dahua SRB
+38 1 (11) 4429999
Email: dh.srb@dahuatech.com

Dahua Denmark
Email: Nordic.ne@dahuatech.com

Dahua Hungary
Tel: +36 17899852
Email: sales.hu@dahuatech.com

Dahua Bulgaria
Tel: +35929950013
Email: Supported.bg@dahuatech.com

Dahua SRL
Email:marketing.ro@dahuatech.com

Dahua Czech
Tel: +420 225 986 001
Email: admin.cz@dahuatech.com

Dahua S. Africa
Email: sales.za@dahuatech.com

Dahua Australia
Tel: +61 299285200
Email: sales.oc@dahuatech.com

Dahua Middle East
Tel: +971 48815300
Email: sales.me@dahuatech.com
info.me@dahuatech.com

* Design and specifications are subject to change without notice.

Ver. 2, May. 2021

DAHUA TECHNOLOGY
No.1199 Bin'an Road, Binjiang District, Hangzhou, China. 310053
Tel: +86-400-672-8166
Email: overseas@dahuatech.com
www.dahuasecurity.com