Farnell AN AVNET COMPANY Newark AN AVNET COMPANY element14

EN - For pricing and availability in your local country please visit one of the below links:

DE - Informationen zu Preisen und Verfügbarkeit in Ihrem Land erhalten Sie über die unten aufgeführten Links:

FR - Pour connaître les tarifs et la disponibilité dans votre pays, cliquez sur l'un des liens suivants:

3329P-1-104LF 3329H-1-101LF 3329H-1-103LF 3329H-1-104LF 3329H-1-200LF
3329H-1-201LF 3329H-1-203LF 3329H-1-501LF 3329H-1-502LF 3329H-1-503LF

EN
This Datasheet is presented by the manufacturer

DE
Dieses Datenblatt wird vom Hersteller bereitgestellt

FR
Cette fiche technique est présentée par le fabricant



Features

- 1/4" Round / Single-Turn / Cermet Industrial / Sealed
- 5 standard terminal styles
- Tape and reel packaging available
- Listed on the QPL for style RJ50 per MIL-PRF-22097 and RJR50 per High-Rel MIL-PRF-39035
- RoHS compliant* version available
- For trimmer applications/processing guidelines, click here

3329 - 1/4 " Round Trimpot® Trimming Potentiometer

Electrical Characteristics

Standard Resistance Range ..... 10 to 1 megohm (see standard resistance table)
Resistance Tolerance ..... ±10 % std. (closer tolerance available)
Absolute Minimum Resistance ..... 1 % or 2 ohms (whichever is greater)
Contact Resistance Variation ..... 3.0 % or 3 ohms max. (whichever is greater)
Adjustability
Voltage ..... ±0.05 %
Resistance ..... ±0.15 %
Resolution ..... Infinite
Insulation Resistance ..... 500 vdc. 1,000 megohms min.
Dielectric Strength
Sea Level..... 600 vac
80,000 Feet ..... 250 vac
Adjustment Angle ..... 240 ° nom.

Environmental Characteristics

Power Rating @ 85 °C (300 volts max.) ..... 0.5 watt
Power Rating @ 150 °C ..... 0 watt
Temperature Range ... -55 °C to +150 °C
Temperature Coefficient ... ±100 ppm/°C
Seal Test ..... 85 °C Fluorinert†
Humidity ..... MIL-STD-202 Method 103 96 hours (3 % ΔTR, 10 Megohms IR)
Vibration ..... 30 G (1 % ΔTR; 1 % ΔVR) except "P" pin style
Shock ..... 100 G (1 % ΔTR; 1 % ΔVR)
Load Life ..... 1,000 hours 0.5 watt @ 85 °C (3 % ΔTR; 3 % CRV)
Rotational Life ..... 200 cycles (4 % ΔTR; 4 % CRV)

Physical Characteristics

Mechanical Angle ..... 260 ° nom.
Torque..... 5.0 oz-in. max.
Stop Strength ..... 5.0 oz -in. min.
Terminals ..... Solderable pins
Weight ..... 0.02 oz.
Marking..... Manufacturer's trademark, resistance code, date code, manufacturer's model number and style
Wiper ..... 50 % (Actual TR) ±10 %
Standard Packaging..... 50 pcs. per tube
Adjustment Tool..... H-90

Product Dimensions

3329H

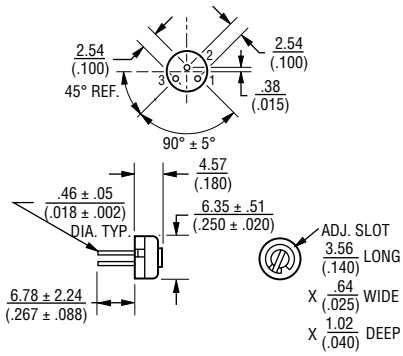

3329P

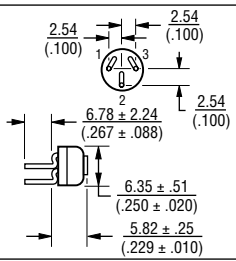

3329S

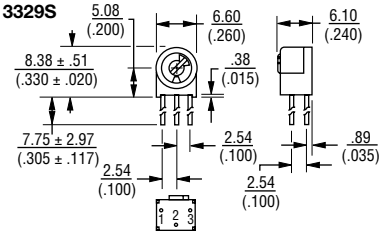

3329W

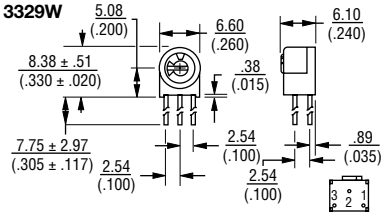

3329X

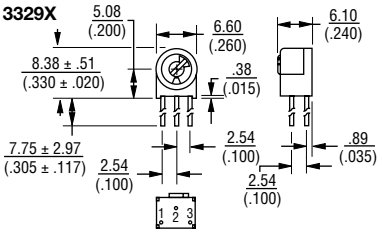

3329P-DK9-RC

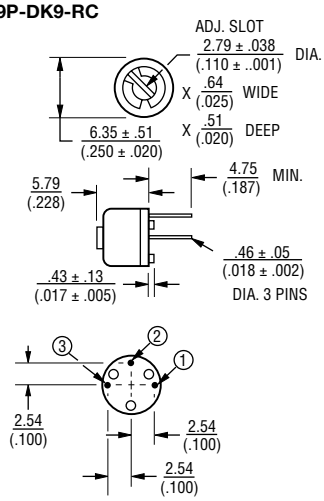

DIMENSIONS: MM (INCHES)
TOLERANCES: ± 0.25 (.010) EXCEPT WHERE NOTED

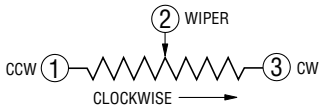

How To Order

3329 M - 1 - 103 LF

Model
Style
Standard or Modified Product Indicator
-1 = Standard Product
-DK9 = Plastic Spacer
Resistance Code
Packaging Designator
Blank = Tube (Standard)
R = Tape and Reel (M and U Pin Styles Only)
A = Ammo Pack (M and U Pin Styles Only)
Terminations
LF = 100 % Tin-plated (RoHS compliant)
Blank = 90 % Tin / 10 % Lead-plated (Standard)

Consult factory for other available options.

Tape and reel material meets Antistatic ANSI/ESD 5541-2003 packaging standards.

*RoHS Directive 2002/95/EC Jan. 27, 2003 including annex and RoHS Recast 2011/65/EU June 8, 2011.
†"Fluorinert" is a registered trademark of 3M Co.
Specifications are subject to change without notice.
The device characteristics and parameters in this data sheet can and do vary in different applications and actual device performance may vary over time.
Users should verify actual device performance in their specific applications.

3329 - 1/4 ” Round Trimpot® Trimming Potentiometer

Standard Resistance Table

Resistance (Ohms)	Resistance Code
10	100
20	200
50	500
100	**101**
200	**201**
500	**501**
1,000	**102**
2,000	**202**
5,000	**502**
10,000	**103**
20,000	**203**
25,000	**253**
50,000	**503**
100,000	**104**
200,000	204
250,000	254
500,000	504
1,000,000	105

Popular distribution resistance values listed in boldface. Special resistances available.

Packaging Specifications

SIDE ADJUST
3329M-1

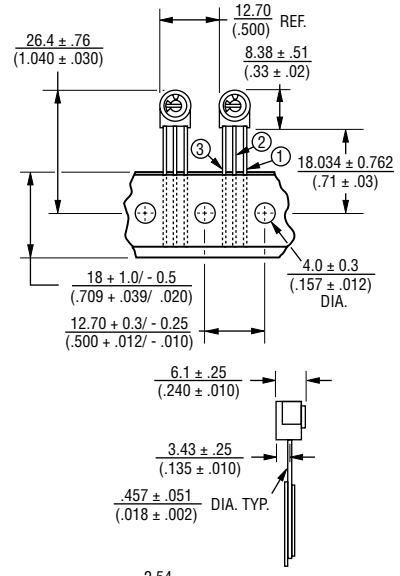

ALL PINS IN-LINE ON 2.54 (.100) CENTER

DIMENSIONS: MM (INCHES)

1000/REEL/BOX

TOP ADJUST
3329U-1

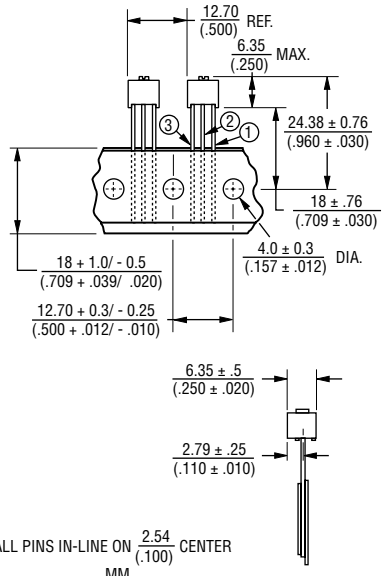

ALL PINS IN-LINE ON 2.54 (.100) CENTER

DIMENSIONS: MM (INCHES)

1000/REEL/BOX

Meets EIA Specification 468.

REV. 05/16

“Trimpot” is a registered trademark of Bourns, Inc.
Specifications are subject to change without notice.
The device characteristics and parameters in this data sheet can and do vary in different applications and actual device performance may vary over time.
Users should verify actual device performance in their specific applications.

3329P-1-502LF

Farnell AN AVNET COMPANY Newark AN AVNET COMPANY element14

EN - For pricing and availability in your local country please visit one of the below links:

DE - Informationen zu Preisen und Verfügbarkeit in Ihrem Land erhalten Sie über die unten aufgeführten Links:

FR - Pour connaître les tarifs et la disponibilité dans votre pays, cliquez sur l'un des liens suivants:

3329P-1-104LF 3329H-1-101LF 3329H-1-103LF 3329H-1-104LF 3329H-1-200LF
3329H-1-201LF 3329H-1-203LF 3329H-1-501LF 3329H-1-502LF 3329H-1-503LF

EN
This Datasheet is presented by the manufacturer

DE
Dieses Datenblatt wird vom Hersteller bereitgestellt

FR
Cette fiche technique est présentée par le fabricant