QUICK START GUIDE

BEOCOM PORTAL

I.

INSERT DONGLE IN COMPUTER

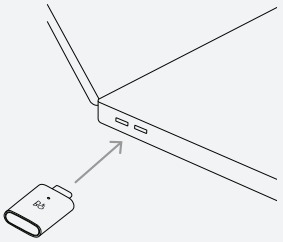

II.

TURN ON YOUR BEOCOM PORTAL WITH A SINGLE PRESS

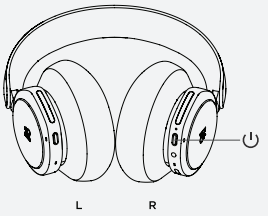

III.

SET UP IN THE BANG & OLUFSEN APP



IV.

READY TO WORK



BANG & OLUFSEN APP



Product settings, feature updates, and software updates



Beosonic

AUTOMATIC PAIRING

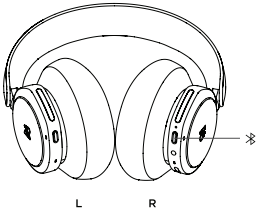

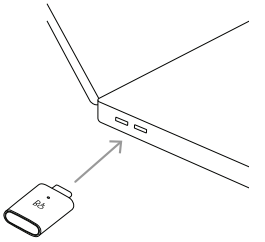

QUICK START GUIDE

BEOCOM PORTAL

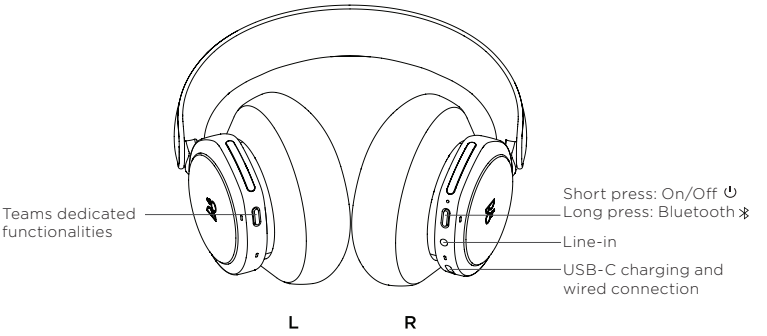

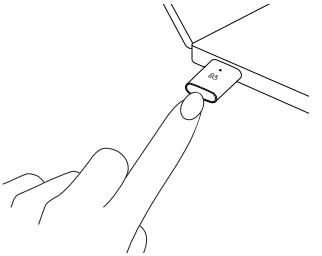

- Long press (blinking blue light): Pairing
- Single press: Search and cancel pairing

DAILY USE

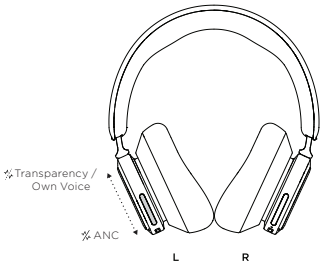

Active Noise Cancellation / Transparency or Own Voice

Swipe

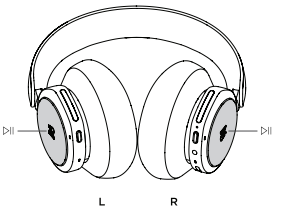

Play / Pause

●● Double tap

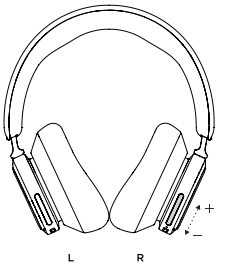

Volume

Swipe

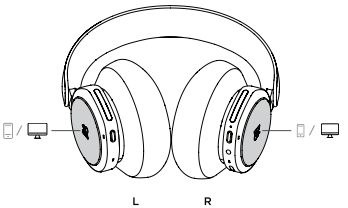

Call

Accept ●● Double tap

Reject ●▬ Tap and hold

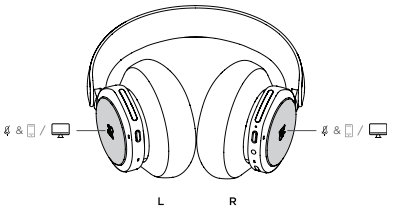

In Call

Mute/Unmute ●● Double tap

End call ●▬ Tap and hold

Model name: Beoplay 500
on.beo.com/beocom-portal-support

BANG & OLUFSEN