

SCANTECH

Innovation Meets Digitization

SCANTECH (HANGZHOU) CO., LTD (HQ.)
Building 12, No.998, West Wenyi Road, Yuhang District, Hangzhou, Zhejiang Province, China
Tel : 0086-571-85852597 Fax : 0086-571-85370381
E-mail : info@3d-scantech.com
Website : www.3d-scantech.com

SCANTECH DIGITAL GmbH.
Dieselstrasse 18, 70771 Leinfelden-Echterdingen, Echterdingen industrial park
Tel : 0711 31013901
E-mail : info@3d-scantech.com

SCANTECH DIGITAL Inc.
611 Gateway Blvd. Suite # 120.South San Francisco, CA 94080
E-mail : info@3d-scantech.com

R-3.4.8
All rights to make changes in technology development are reserved by SCANTECH.
Copyright ©

SCANTECH

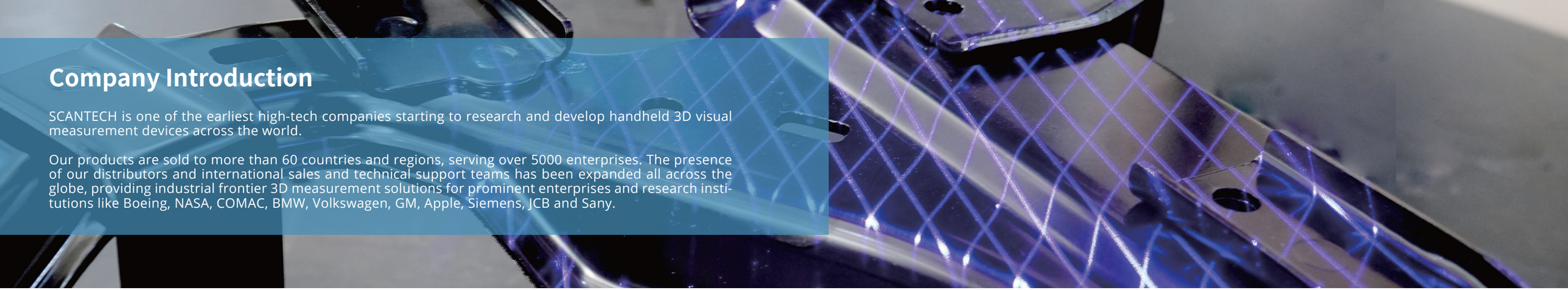

Company Introduction

SCANTECH is one of the earliest high-tech companies starting to research and develop handheld 3D visual measurement devices across the world.

Our products are sold to more than 60 countries and regions, serving over 5000 enterprises. The presence of our distributors and international sales and technical support teams has been expanded all across the globe, providing industrial frontier 3D measurement solutions for prominent enterprises and research institutions like Boeing, NASA, COMAC, BMW, Volkswagen, GM, Apple, Siemens, JCB and Sany.

Composite 3D Scanner



KSCAN

Experience Diverse Ultimate from Metrology Measurement

03

Handheld 3D Scanner



SIMSCAN

Small Is the Brand-New Big

05

Automated 3D System



AM-DESK

Automated 3D Measurement Station

11

Global 3D Scanner



AXE

Measuring An Ultra-wide 3D world

07

Tracking 3D Scanner



TRACKSCAN T-PROBE E-TRACK

TRACKSCAN

Intelligent 3D Tracking with Unrivaled-fast Measurement

09



AUTOSCAN-K

Highly Safe and Effective Automatic Inspection System

13



AUTOSCAN-T

Unmanned Automatic 3D Inspection Solution

15

Photogrammetry System



MSCAN-L1S

Accuracy Trigger at Large-scale Metrology

17

3D Software

SCANVIEWER

Integrated Scan & Inspection 3D Software

19

3D Scanning Application

SCANTECH provides full high accuracy 3D measuring solutions according to the specific requirements of different industries. Our solutions are adapted to all kinds of areas such as aerospace, auto, transport, 3D printing, 3D visualization, home decoration, etc.



Aerospace



Automotive



Manufacturing



Mold



Health Care



Energy



VR Showcase



Antique & Sculpture



Education & Research

Comprehensive 3D Digitalization Expert

Providing customized advanced 3D digitalization solutions based on different measuring requirements from different industries.

Quality Control
Identify the deviation from CAD data quickly.

Reverse Engineering
Create full concept CAD models or substitute part.

Finite Element Analysis
Provide reliable 3D data to FEA and CFD, solving complex manufacturing problem.

3D Visualization
Finish 3D modeling in a short time for the VR/AR showcase online.

Product Development
Offer precise 3D data to improve the efficiency of designing, assembling, manufacturing as well as quality control.

3D Printing
Simplify the 3D rebuilding process for 3D printing.

Automated 3D Inspection
Automated real-time inspection, real-time feedback for intelligent, efficient production.



KSCAN

KSCAN-Magic composite 3D scanner is the first to introduce infrared laser + blue laser technology, with five standard working modes.

Its unparalleled scanning speed, accuracy, details, scanning area, and depth of field of view, greatly optimize the 3D measurement workflows and accelerate the product time-to-market process. Geared to obtain data on hard-to-reach or complex surfaces, KSCAN-Magic series can be equipped with portable CMM K-Probe, providing a comprehensive 3D digital solution for precision measurement.

Innovative Infrared Laser

- Innovative adoption of infrared laser scanning technology.
- Ultimate scanning area of up to 1440 mm × 860 mm.
- Achieve precise wide range measurement with ease.

Effortless Efficiency

- 41 laser lines deliver ultra-fast scanning rate of 1,350,000 measurements/s.
- Flexible switch between scanning modes.
- Meets different application needs while dramatically improving working efficiency.

Extreme-clear Details

- Hyperfine scanning mode，accurately obtains complete data of complex objects.
- Easily capture every detail with a resolution of 0.010 mm.

Single Laser Line Scanning

- Single laser line scanning mode, accurately captures 3D data in hard to reach or access positions.

Metrology-grade NDT measurement

- 0.020 mm of scanning accuracy and 0.030 mm/m of volumetric accuracy.
- Deliver ultra-high precision NDT in the aerospace industry.

No Fear of Harsh environments

- Support super-high work adaptability in harsh environment.
- Realistic restoration of precise 3D data from reflective and black surfaces.

Personalized Adjustment

- 925 mm depth of field.
- Flexible adjustment of the working distance based on the performance of details, efficiency and scanning area.

Impressive Functionality

- Built-in photogrammetry system, intelligent edge detection, contact probing and pipe measurement functionalities.
- Meet with ease diverse application needs.



Technical Parameter

Type		KSCAN-Magic II	KSCAN-Magic	KSCAN20
Scan mode	Ultra-fast scanning	13 blue laser crosses	11 blue laser crosses	7 red laser crosses
	Hyperfine scanning	7 blue parallel laser lines		5 blue parallel laser lines
	Large area scanning	11 parallel infrared laser lines		-
	Deep hole scanning	1 extra blue laser line		1 extra red laser line
Accuracy (1)		Up to 0.020 mm		
Scanning rate		Up to 1,650,000 measurements/s	Up to 1,350,000 measurements/s	Up to 650,000 measurements/s
Scanning area		Up to 1440 mm × 860 mm		Up to 550 mm × 600 mm
Photogrammetry system	Scanning area	3760 mm × 3150mm		2500 mm × 3000 mm
	Depth of field	2500 mm		
Laser class		CLASS II (eye-safe)		
Resolution		0.010 mm		
Volume accuracy (2)	Work alone	0.015 mm + 0.030 mm/m		0.015 mm + 0.035 mm/m
	Work with 1m reference bar	0.015 mm + 0.020 mm/m		
	Work with MSCAN-L15	0.015 mm + 0.015 mm/m		
Stand-off distance		300 mm		
Depth of field		925 mm		450 mm
Portable CMM K-Probe	Single point repeatability	0.030 mm		
	Tracking frequency	60 hz		
Intelligent edge inspection module	Edge accuracy	0.030 mm		
Pipe inspection module	Output formats	YBC / LRA / compensation value		
Output formats		.stl, .ply, .obj, .igs, .stp, .wrl, .xyz, .dae, .fbx, .ma, .asc or customized		
Operating temperature range		-10°C - 40°C		
Interface mode		USB 3.0		
Patents		CN204329903U, CN104501740B, CN104165600B, CN204988183U, CN204854633U, CN204944431U, CN204902788U, CN105068384B, CN105049664B, CN204902784U, CN204963812U, CN204902785U, CN204902790U, CN106403845B, CN209197685U, CN209263911U, CN106500627B, CN106500628B, CN206132003U, CN206905709U, CN107202554B, CN209310754U, CN209485295U, CN209485271U, CN305446920S, CN209991946U, US10309770B2, KR102096806B1, KR102209255B1, US10914576B2, EP3392831A4		

(1) ISO 17025 accredited: Based on VDI/VDE 2634 Part 3 standard and JJF 1951 specification, probing error (size) (PS) performance is evaluated.
(2) ISO 17025 accredited: Based on VDI/VDE 2634 Part3 standard and JJF 1951 specification, sphere spacing error (SD) performance is evaluated.



SIMSCAN

SIMSCAN, the only hand-sized 3D scanner in the market up to this day, is a disruptive innovation of the traditional 3D scanners' structure, and a revolutionary advance in the 3D optical metrology industry.

In tight or narrow spaces, or working with very large objects, SIMSCAN offers high-quality 3D scanning without any restrictions from the working environment. Metrology-grade measurement system helps capturing every detail and construct 3D models in a very short amount of time. Designed with a minimalistic concept, its metal body enables the SIMSCAN to find balance between weight and performance.

Single-handed Control

- With a weight of only 570 g and a size of 203 × 80 × 44 mm.
- SIMSCAN brings unparalleled simpleness to 3D scanning virtually anything with one single hand.

Ultra-portable

- In tight or narrow spaces, or working with very large objects, SIMSCAN offers high-quality 3D scanning without any restrictions from the working environment.

Details, Everywhere

- Using its hyperfine scanning mode, it can reach 0.025 mm in resolution.
- Every detail is detectable, even in the scanning of complex surfaces.

Smooth 3D Experience

- 11 cross-blue lasers, 2,020,000 measurements/s and 410 x 400 mm scanning area, brings a smooth and efficient 3D digitizing experience.

Toughest Ever

- Revolutionary full metal shell provides solid protection.
- Aerospace-grade materials ensure extraordinary durability.

Aesthetic Design

- With its ergonomic design, the SIMSCAN fits perfectly in the palm of your hand.
- It truly offers a perfect fusion of aesthetics and practicality.

reddot

Reddot award 2021 winner



Technical Parameter

Type		SIMSCAN30
Scan mode	Ultra-fast scanning	11 blue laser crosses
	Hyperfine scanning	7 blue parallel laser lines
	Deep hole scanning	1 extra blue laser line
Accuracy[1]		Up to 0.020 mm
Scanning rate		Up to 2,020,000 measurements/s
Scanning area		Up to 410 mm × 400 mm
Laser class		Class II (eye-safe)
Resolution		0.025 mm
Volume accuracy[2]	Work alone	0.020 mm + 0.035 mm/m
	Work with MSCAN-L15	0.020 mm + 0.015 mm/m
Stand-off distance		300 mm
Depth of field		360 mm
Output formats		.pj3, .asc, .igs, .txt, .mk2, .umk, .stl, .ply, .obj
Operating temperature range		-10°C - 40°C
Interface mode		USB 3.0
Dimensions		203 mm × 80 mm × 44 mm
Weight		570 g
Patents		CN204329903U, CN104501740B, CN204854633U, CN204944431U, CN204902788U, CN105068384B, CN105049664B, CN204902784U, CN204902785U, CN106403845B, CN110030946B, CN111833392A, CN212300269U, CN211904059U, CN211696268U, CN306053019S, CN212606697U, CN111932465A, CN111694665A, CN306321502S, EP3392831A4

(1) ISO 17025 accredited: Based on VDI/VDE 2634 Part 3 standard and JJF 1951 specification, probing error (size) (PS) performance is evaluated.
(2) ISO 17025 accredited: Based on VDI/VDE 2634 Part3 standard and JJF 1951 specification, sphere spacing error (SD) performance is evaluated.



The AXE-B17 3D scanner utilizes optical measurement technology with a scanning speed of 2,000,000 measurements/s, quickly capturing the 3D data of an object to obtain precise deviations information off the geometry of a surface.

With built-in photogrammetry, the AXE-B17 outputs data from a ultra-large scanning area with metrology-grade measurement accuracy. Regardless of limitations in size, shape, material and complexity of the object, the AXE-B17 can flexibly choose working modes with efficient, unrivaled-speed scanning and accurate deep hole scanning. It generates high precision 3D inspection of medium to large-sized projects without the aid of extra devices.

Extremely fast Response

- With its 17 cross-blue laser lines, the AXE-B17 enables extremely fast and precise response with 2,000,000 measurements/s, offering an extraordinary work efficiency.

Unprecedented Patent

- Our global initiative, built-in photogrammetry system is tailored for measuring medium to large-sized objects, with 0.030 mm/m of volumetric accuracy.

Flexible Switching between Scanning Modes

- Offers flexibility of switching between scanning modes adjusted to your scanning needs: Efficient and unrivaled scanning speed, Accurate scanning in deep holes, suitable to work on intricate positions, such as deep holes and dead

Ultra-wide Vision

- Ultra-wide scanning area of 860 mm × 600 mm which allows an optimal and smoother 3D scanning experience.



Technical Parameter

Type		AXE-B17	AXE-B11
Scan mode	Ultra-fast scanning	17 blue laser crosses	11 blue laser crosses
	Deep hole scanning	1 extra bule laser line	
Accuracy [1]		Up to 0.020 mm	
Measurement rate		Up to 2,000,000 measurements/s	Up to 1,300,000 measurements/s
Scanning area		Up to 860 mm × 600 mm	Up to 550 mm × 600 mm
Scanning area (photogrammetry)	Scanning area	3760 mm x 3150 mm	2500 mm x 3000 mm
	Depth of field	2500 mm	
Laser class		CLASS II (eye-safe)	
Resolution		0.025 mm	
Volume accuracy [2]	Work alone	0.020 m m+ 0.030 mm/m	0.020 m m+ 0.035 mm/m
	Work with 1m reference bar	0.020 mm + 0.020 mm/m	
	Work with MSCAN-L15	0.020 mm + 0.015 mm/m	
Stand-off distance		300mm	
Depth of field		500mm	
Output formats		.stl, .ply, .obj, .igs, wrl, .xyz, .dae, .fbx, .ma, .asc or customized	
Operating temperature range		-10°C - 40°C	
Interface mode		USB 3.0	
Patents		CN204329903U, CN104501740B, CN104165600B, CN204988183U, CN204854633U, CN204944431U, CN204902788U, CN105068384B, CN105049664B, CN204902784U, CN204963812U, CN204902785U, CN204902790U, CN106403845B, CN209197685U, CN209263911U, CN206905709U, CN107202554B, US20200225030A1, US10309770B2, KR102096806B1, KR102209255B1, US10914576B2, EP3392831A4	

(1) ISO 17025 accredited: Based on VDI/VDE 2634 Part 3 standard and JJF 1951 specification, probing error (size) (PS) performance is evaluated.
(2) ISO 17025 accredited: Based on VDI/VDE 2634 Part3 standard and JJF 1951 specification, sphere spacing error (SD) performance is evaluated.





TRACKSCAN

The TrackScan-P42 adopts intelligent optical tracking measurement technology, and high-quality optical technologies to carry out ultra-high precision, dynamic 3D measurements without markers.

By freely switching multiple working modes, the TrackScan-P42 caters to different 3D scanning situations. The wireless portable CMM T-Probe, part of the TrackScan-P42, captures high-precision contact measurement 3D data of gaps, hole positions, grooves, and complex surface. When used with robotic arms, The TrackScan-P42 can also accomplish intelligent online automated 3D inspection.

Intelligent Tracking Without Markers

- Deliver instant 3D scanning results without the use of markers, while greatly improving work efficiency and decreasing cost.

Unrivaled fast & detailed solution

- Its 17 crossed blue laser lines provide ultra-fast scanning rate of 1,900,000 measurements/s.
- 7 parallel blue laser lines use on detail capturing.
- Single blue laser line results on fast capturing of 3D data in inaccessible areas.

Anti-interference Capability

- Easily capture 3D data when working with highly reflective, or shiny, and black surfaces.
- Strong anti-interference capability of environment, vibrations, and thermal variations.

Wireless Portable CMM

- Designed for the obtention of precise 3D data in holes and hidden points.
- High single point repeatability of 0.030 mm.

Extendable Measuring Volume

- Measuring range is dynamically extended by adjusting the position of the E-Track, while maintaining the accuracy.

Wide Scanning Area

- E-Track’ s dual camera sensors can reach a much wider measurement area and dynamically track the parts being measured.

Accurate Dual Positioning

- Support modes of camera tracking and markers tracking.
- The E-Track can still recognize in blind spots the markers and continue working.

Aerospace-grade Materials

- With a fully integrated design, and made from aerospace-grade carbon fiber materials, the TrackScan is strong and durable..

Technical Parameter

Type		TrackScan-P42
Scan mode	Ultra-fast scanning	17 blue laser crosses
	Hyperfine mode B	7 blue parallel laser lines
	Deep hole scanning	1 extra blue laser line
Accuracy [1]		Up to 0.025 mm
Measurement rate		Up to 1，900,000 measurements/s
Scanning area		Up to 500 mm × 600 mm
Laser class		Class II (eye-safe)
Resolution		0.020 mm
Volumetric accuracy [2]	10.4 m^3	0.064 mm
	18.0 m^3	0.078 mm
Volumetric accuracy (With MSCAN-L15 photogrammetry system)		0.044 mm + 0.015 mm/m
Portable CMM T-Probe	Single point repeatability	0.030 mm
Stand-off distance		300 mm
Depth of field		400 mm
Output formats		.stl, .ply, .obj, .igs, wrl, .xyz, .dae, .fbx, .ma, .asc or customized
Operating temperature range		-10°C - 40°C
Interface mode		USB 3.0
Patents		CN204329903U, CN104501740B, CN104165600B, CN204988183U, CN204854633U, CN204944431U, CN204902788U, CN105068384B, CN105049664B, CN204902784U, CN204963812U, CN204902785U, CN204902790U, CN106403845B, CN209197685U, CN209263911U, CN106500627B, CN106500628B, CN206132003U, CN211121096U, US10309770B2, KR102096806B1, EP3392831A4

(1) ISO 17025 accredited: Based on VDI/VDE 2634 Part 3 standard and JJF 1951 specification, probing error (size) (PS) performance is evaluated.
(2) ISO 17025 accredited: Based on VDI/VDE 2634 Part3 standard and JJF 1951 specification, sphere spacing error (SD) performance is evaluated.





AM-DESK

AM-DESK is an automated 3D measurement station consisting of an intelligent control system, multiple servo-mechanists, a safety system, a motion control system, measurement and analysis software, and SPC batch analysis software. Thanks to its compact size and easy installation, the station can cater to different needs with great flexibility.

AM-DESK can be paired with different collaborative robots and Scantech' s entire fleet of 3D scanners to measure numerous parts automatically. It suits well for on-site inspections on shop floors, in labs, and under harsh conditions to ensure continuous 3D measurement with high precision.

Robust Performance

- Trusted 3D measurement station for various tasks whether in lab or on the shop floor. -Enables fast and automated inspections for parts ranging from casting parts, plastic parts to stamping parts within 100 kilograms.
- Generate inspection reports automatically by comparing actual 3D coordinates and CAD data.

Easy Programming & Automated Calibration

- One-button start to conduct complex measurement tasks via pre-programmed measuring paths.
- Engineers and operators with different levels of expertise and programming skills can operate it with ease.
- Automatically calibrate its sensor when environmental conditions changes.

Safety Guard

- CE marked, meeting EU' s safety, health, and environmental requirements.
- Highly safe methods, including serial arrangement for emergency stop, a buzzer to indicate potential dangers, and controllable force distance with servo-mechanists. -Supports 10-grade collision detection and sensor safety detection.

Quick Installation & High Flexibility

- Weighs 75 kg with a footprint of 1 square meter.
- Installed within 5 minutes with 110-220 V mains electricity.
- Work in unison with plug-and-play positioners to expand the workspace.
- Work with different cobots.

Technical Specifications

Type	AM-DESK 60120
Dimension	1200*600*177 mm
Weight	75 KG
Turntable Payload	140 KG
Turntable Repeatability	0.05°
Turntable Accuracy	0.1°
Max Rotational Speed of Turntable	50°/S
Communication Interface	TCP/IP
Robot Supported	UR/UR5
	AUBO/i5；i7
Power Supply	110 V~220 V/50-60 Hz
Peak Power	900 W

3D Software - FlexScan

FlexScan is an in-house developed software of Scantech designed for automated 3D measurement. It can support the functioning of robots such as KUKA, ABB, AUBO, FANUC, YASKA-WA, and more.





Product and Solution Management

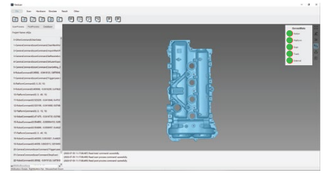

Data Capturing and Pre-processing



Data Optimization and Output

AUTOSCAN-K

AutoScan-K series, an automatic 3D inspection system, can realize non-contact and non-destructive inspection using machine vision technology. While ensuring extra-high accuracy, it can effectively carry out online batch scanning and inspection. Featuring 24-hour constant operation, AutoScan-K 3D system helps enterprises reduce manufacturing costs, accelerate product time-to-market and increase return on investment.

Equipped with multiple working modes, AutoScan-K 3D system can adapt to the measurement in various industrial scenarios. Meanwhile, based on cutting-edge machine vision algorithms, it can precisely control the movements of the robot, realizing efficient and automatic batch inspection.

Automatic Whole-process Inspection

- AutoScan-K automatically conducts batch 3D scanning and inspection for data comparison.
- Generate inspection reports, after scanning routes and measurement process are set for different products.

Safe and Reliable NDT

- AutoScan-K truly achieves non-contact and non-destructive intelligent testing.
- Safe, reliable, and applicable in different workshop environment.
- Industrial intelligent rotary tables make efficient and blind-angle-free inspection possible.

Secondary Development

- The secondary development allows operators to control the system by calling the SDK interface.

Personalized Operation

- Multiple measurement modes are offered depending on the characteristics of different workpieces.
- To meet different inspection requirements, the workpieces can be clamped from multiple angles to set inspection routes.

Precise and Effective Measurement

- Inspect workpieces with different sizes, weights and pieces made from different materials.
- High density data scanning with the speed of up to 1,650,000 per second.
- Precise 3D inspection in harsh industrial environment with resolution up to 0.010 mm and volume accuracy up to 0.030 mm/m.

Intelligent Rotary Table

- The industrial intelligent and automatic rotary tables adapt to various fixtures and clamps.
- Without attaching markers on the object, quick and reliable clamping can be achieved to greatly simplify the preparation workflows before 3D scanning.



Technical Parameter

Type		AutoScan-KM II	AutoScan-KM	AutoScan-K20
Scan mode	Ultra-fast scanning	13 blue laser crosses	11 blue laser crosses	7 red laser crosses
	Hyperfine scanning	7 blue parallel laser lines		5 blue parallel laser lines
	Large area scanning	11 parallel infrared laser lines		-
	Deep hole scanning	1 extra blue laser line		1 extra red laser line
Accuracy [1]		Up to 0.020 mm		
Scanning rate		Up to 1,650,000 measurements/s	Up to 1,350,000 measurements/s	Up to 650,000 measurements/s
Scanning area		Up to 1440 mm × 860 mm		Up to 550 mm × 600 mm
Photogrammetry system	Scanning area	3760 mm × 3150mm		2500 mm × 3000 mm
	Depth of field	2500 mm		
Laser class		CLASS II (eye-safe)		
Resolution		0.010 mm		
Volumetric accuracy [2]	Work alone	0.015 mm + 0.030 mm/m		0.015 mm + 0.035 mm/m
	Work with 1m reference bar	0.015 mm + 0.020 mm/m		
	Work with MSCAN-L15	0.015 mm + 0.015 mm/m		
Depth of field		925 mm		450 mm
Output formats		.stl, .ply, .obj, .igs, .stp, .wrl, .xyz, .dae, .fbx, .ma, .asc or customized		
Operating temperature range		-10°C - 40°C		
Interface mode		USB 3.0		
Patents		CN204329903U, CN104501740B, CN104165600B, CN204988183U, CN204854633U, CN204944431U, CN204902788U, CN105068384B, CN105049664B, CN204902784U, CN204963812U, CN204902785U, CN204902790U, CN106403845B, CN209197685U, CN209263911U, CN106500627B, CN106500628B, CN206132003U, CN206905709U, CN107202554B, CN209310754U, CN209485295U, CN209485271U, CN305446920S, CN209991946U, US10309770B2, KR102096806B1, KR102209255B1, US10914576B2, EP3392831A4		

(1) ISO 17025 accredited: Based on VDI/VDE 2634 Part 3 standard and JJF 1951 specification, probing error (size) (PS) performance is evaluated.
(2) ISO 17025 accredited: Based on VDI/VDE 2634 Part3 standard and JJF 1951 specification, sphere spacing error (SD) performance is evaluated.



AUTOSCAN－T

The AutoScan-T42, automated 3D system, is a new upgrade of an intelligent automatic inspection system. It is specially designed for automated quality control in shop-floor conditions. It helps companies to achieve a perfect balance between cost and efficiency.

AutoScan-T42 conducts non-destructive scanning without the use of markers. Its seamless connection with production line greatly contributes to reductions on the workload. The AutoScan-T42 military-grade manufacturing quality offers strong anti-interference, and high adaptation to complex and harsh workshop environment. It can be extensively used in national defense, energy, 5G telecommunication, mold manufacturing, etc. AutoSca-T42 users can easily operate the system simply with “one-click start,” offline programming, and compatibility with 3D multiple inspection software solutions.

Seamless Integration in the Production Line

- Based on automatic optical tracking for seamless integration in the production line.
- Designed for online batch inspection.
- Greatly enhanced iterative efficiency of the production process.

Multiple Configurations

- Connects and works in conjunction with Scantech’ s handheld 3D scanner, portable CMM, MSCAN photogrammetry system, rotary platforms, and guide rails.
- Performs simultaneous optical tracking and scanning of customized solutions.

Accelerated Precise Inspection

- Adoption of blue laser and synchronous tracking technologies.
- Reach up to 1,900,000 measurements/s with an accuracy of 0.025 mm.
- Efficient and flexible automated manufacturing can be achieved without the influence of external factors.

Military-grade Quality

- Unsusceptible or unaffected to changes in temperature, presence of vibration, dust, etc.
- Military-grade design presents offers remarkable adaptability to harsh industrial conditions.



Technical Parameter

Type		AutoScan-T42
Scan mode	Ultra-fast scanning	17 blue laser crosses
	Hyperfine mode B	7 blue parallel laser lines
	Deep hole scanning	1 extra blue laser line
Accuracy [1]		Up to 0.025 mm
Measurement rate		Up to 1，900,000 measurements/s
Scanning area		Up to 310 mm × 350 mm
Laser class		CLASS Ⅱ (eye-safe)
Resolution		0.020 mm
Volumetric accuracy [2]	10.4 m^3	0.064 mm
	18.0 m^3	0.078 mm
Volumetric accuracy (with MSCAN-L15 photogrammetry system)		0.044 mm + 0.015 mm/m
Stand-off distance		300 mm
Depth of field		400 mm
Output formats		.stl, .ply, .obj, .igs, wrl, .xyz, .dae, .fbx, .ma, .asc or customized
Operating temperature range		-10°C - 40°C
Interface mode		USB 3.0
Patents		CN204329903U, CN104501740B, CN104165600B, CN204988183U, CN204854633U, CN204944431U, CN204902788U, CN105068384B, CN105049664B, CN204902784U, CN204963812U, CN204902785U, CN204902790U, CN106403845B, CN209197685U, CN209263911U, CN106500627B, CN106500628B, CN206132003U, CN211121096U, US10309770B2, KR102096806B1, EP3392831A4

(1) ISO 17025 accredited: Based on VDI/VDE 2634 Part 3 standard and JJF 1951 specification, probing error (size) (PS) performance is evaluated.
(2) ISO 17025 accredited: Based on VDI/VDE 2634 Part3 standard and JJF 1951 specification, sphere spacing error (SD) performance is evaluated.

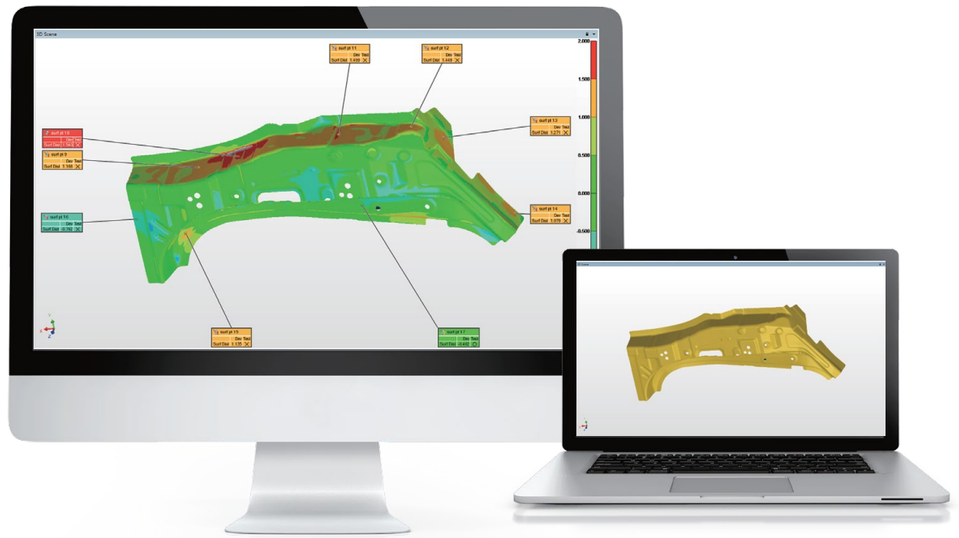



MSCAN-L15

The Scantech MSCAN-L15 photogrammetry system is designed to deliver high-precision geometric measurements of large-scale parts or components. With a large working or shooting area, and wide depth of field, the MSCAN-L15 reaches a volumetric accuracy of 0.015 mm/m on large-scale projects, and parts from 2 m to 10 m in size.

Compatible with different 3D inspection devices, the MSCAN-L15 can meet stricter measurement accuracy requirements. A unique HDR mode offers strong environment adaptability. Due to its ergonomic design, it is greatly portable and can be held on the hand for an extended period.

The MSCAN-L15 ensures precise, efficient and easy-to-use 3D solutions for large-scale projects in 3D inspection, product development, quality control, etc.

Metrology-grade Accuracy

- Volumetric accuracy of up to 0.015 mm/m, boosting the accuracy by 40%.

HDR Mode

- Support HDR mode, blue LED light yields higher accuracy inspection values.

Deformation Detection

- Obtain precise 3D data of the deformed workpieces and generate intuitive deviation values.

Multiple add-ons

- Users can inspect key positions (such as cylindrical axial distance and hole center) of the parts by using different add-ons.

Technical Parameter

Type		MSCAN-L15
Volumetric accuracy		0.015 mm/m
Volumetric accuracy (work with 3D scanners)	KSCAN-Magic	0.015 mm + 0.015 mm/m
	SIMSCAN 30	0.020 mm + 0.015 mm/m
	AXE-B11	0.020 mm + 0.015 mm/m
	TrackScan-P42	0.044 mm + 0.015 mm/m
Device type		Industrial camera and lens（not DSLR）
Weight		⩽0.58 KG
Obtain mark point position		Real-time calculate & display
Interface mode		Gigabit Lan
Depth of field		6.5 m
Shooting area		Up to 9.4 m x 6.9 m
Operating temperature range		-10°C - 40°C
Patents		CN306051753S



SCANVIEWER

Integrated Scan & Inspection 3D Software

ScanViewer is a free & powerful 3D software that includes inspection and scanning functions such as feature relationships, distance, GD&T and color mapping.

Scanned data can be used for rapid prototyping, reverse engineering, inspection comparison, 3D display, etc.

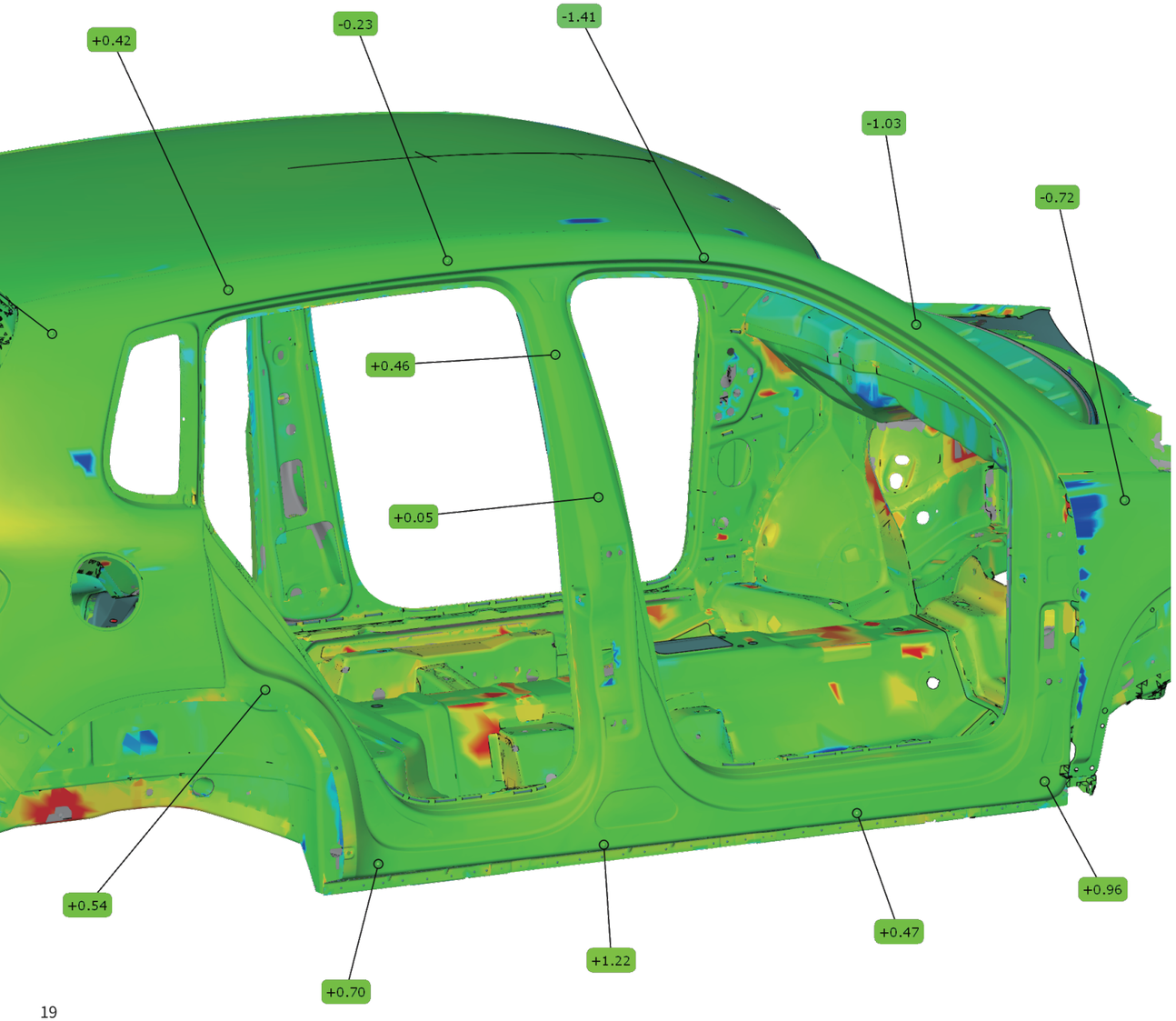

Features

ScanViewer penetrates all aspects of product R&D, design and production



GD&T

Users can directly create features, feature analysis, distance measurement, dimension analysis and geometric tolerance according of scan data.



Color Map

Multiple alignment function is available to merge scan data & CAD files for off-line inspection, quick generation of reports for easy analysis and adjustment.



Pipe Inspection

ScanViewer includes professional pipe inspection function that can directly export YBC/LRA data to eliminate deviations of pipe bender.

Worldwide Customers

SCANTECH products are sold to more than 60 countries and regions, serving over 5000 enterprises such as NASA, COMAC, BMW, Volkswagen, GM, Apple, Siemens, JCB and Sany.

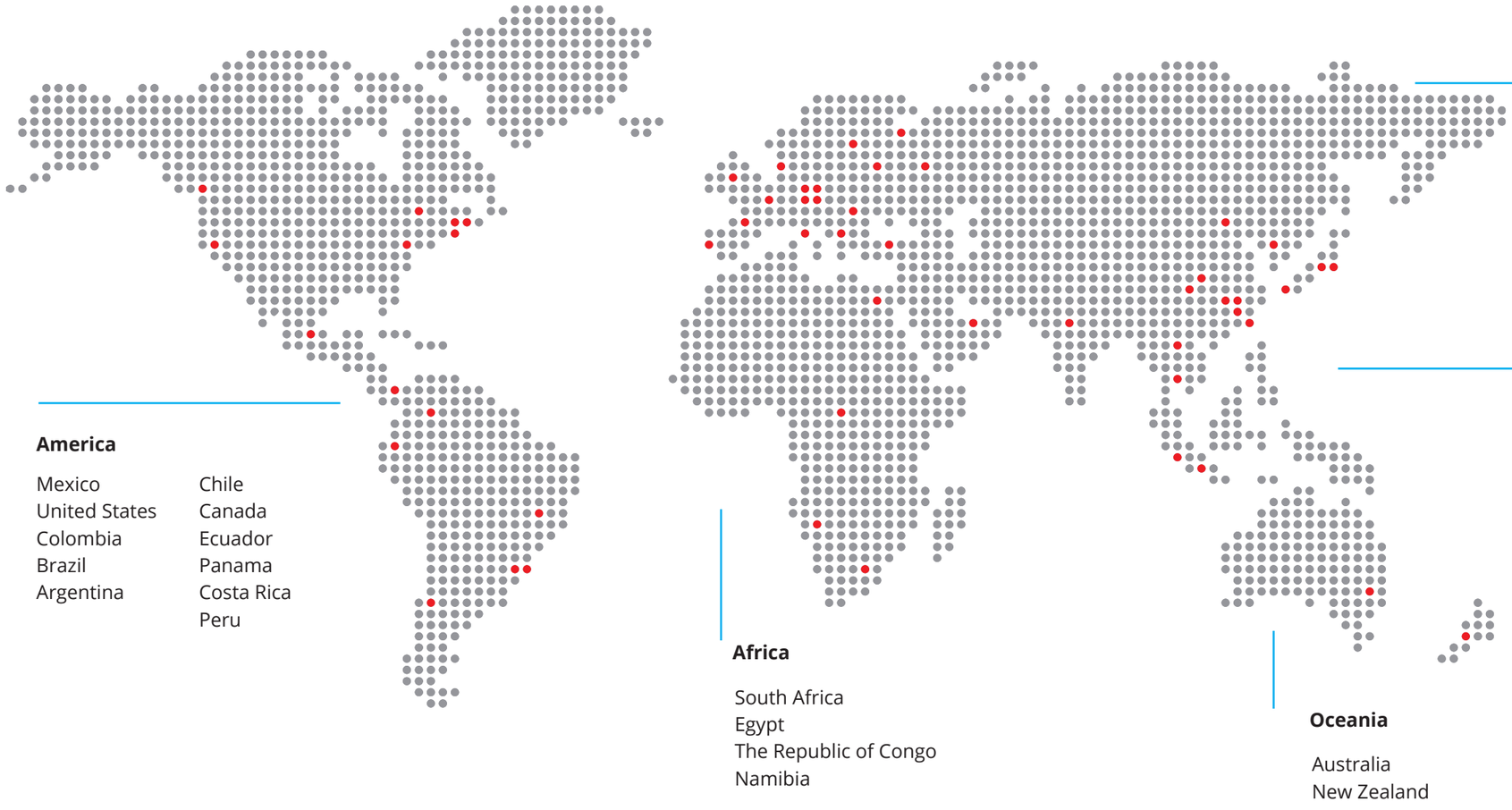

America

Mexico
United States
Colombia
Brazil
Argentina
Chile
Canada
Ecuador
Panama
Costa Rica
Peru

Africa

South Africa
Egypt
The Republic of Congo
Namibia

Europe

Italy
Portugal
Belgium
Germany
France
Finland
Ireland
Norway
Hungary
Croatia
Turkey
Romania
Denmark
Greece
Switzerland
Poland
United Kingdom
Russia
Netherlands
Spain
Czech Republic

Asia

China
UAE
Vietnam
India
Pakistan
Korea
Thailand
Japan
Singapore
Bahrain
Malaysia
Uzbekistan
Saudi Arabia
Indonesia
Philippines

Oceania

Australia
New Zealand