FUTEK
ADVANCED SENSOR TECHNOLOGY, INC.

FUTEK Model IPM650

FUTEK's IPM650 Panel Mount Display is an a multi-purpose display compatible with strain gauge and amplified sensors.



NOTABLE FEATURES

- 21K Point Data Logging
- Bridge resistance measurement
- Keypad options (Track/Hold - Peak/Valley Reset - Unit - Tare/Gross-Shunt - Channel - Display-Menu)
- First peak/First valley feature
- User friendly navigation menu
- Shunt Calibration
- Universal Unit Conversion
- 14 Sensor Profile Storage
- Supports 1451.4 standard (TEDS template 30 and 33)

WEIGHT

- 1.9lb (862 g)

INPUT

- Input Range up to ± 500mV/V (Strain Gauge)
- Input Range ±12VDC (Amplified Input)
- Input Range up to 30 mA (Amplified Input)

OUTPUT

- USB Output
- ASCII Stream
- Precision 5.000V Excitation
- 24 VDC/5 VDC Supply
- Analog Voltage (0-5 or +/- 5 VDC)
- Analog Current (0-20, 4-20, 0-25, 5-25 mA)
- Selectable Voltage and Current Configuration
- Two Individual Relay Outputs (110 VAC - 100 mA)
- Offers selectable Bi-polar current outputs

The IPM650 Intelligent Panel Meter is FUTEK's solution that can be easily integrated to work with Load Cells, Torque Sensors and Pressure Sensors. The IPM650 has an input range of up to +/-500 mV/V. Beside the mV/V input, the IPM650 accepts amplified output sensors in range of ± 12 VDC or up to 30 mA. It also has two individual relays and two Analog voltage and Analog current output. This device provides additional 24 VDC / 5VDC as power supply for sensors with built-in amplifier. FUTEK's Panel Meter also supports TEDS which makes it easy to switch between different sensors. A high speed/ low noise/ high resolution (24 bits) ADC is integrated in the device to make it suitable for high accuracy measurements. This particular Panel Meter also has the capability of interacting with a computer through the USB link, and can be used with the FUTEK SENSIT software.

CE

DIMENSIONS inches [mm]

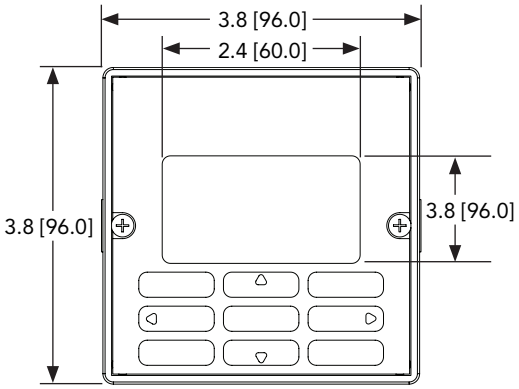

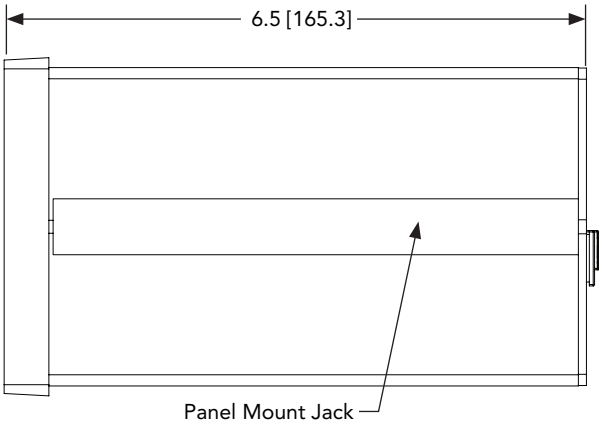

CONNECTORS

1	Input Power: 12 VDC ± 0.5 V @ 1 A
2	Strain Gauge Input
3	USB Type B Socket
4	Amplified Input
5	Relays
6	Analog Output

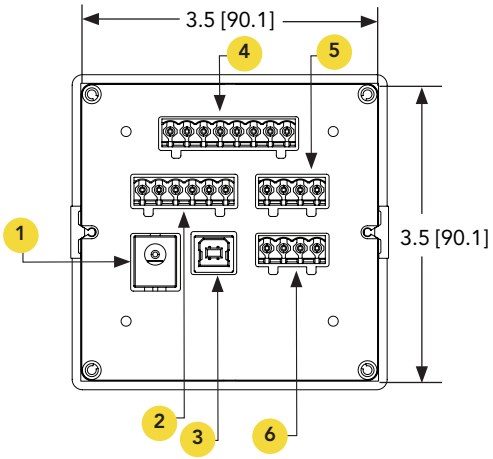

RECOMMENDED PANEL CUTOUT

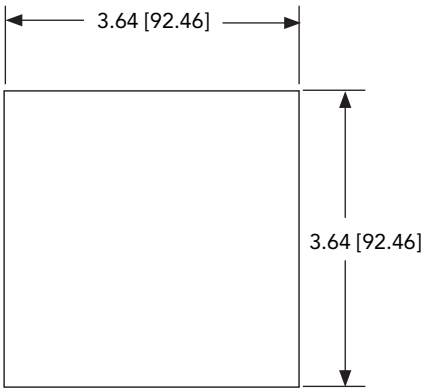

PERFORMANCE

PARAMETER	MIN	MAX	UNIT
Resolution		24	Bits
Noise Free Resolution		20	Bits
	-500,000	500,000	Counts
Selectable Rate	5	4800	Samples/second
High Accuracy	-.001	.001	%
Low Non-Linearity	-.001	.001	%
Bridge Resistance	30	30,000	ohm

INPUT

PARAMETER	MIN	MAX	UNIT
Input Range 1	-500	500	mV/V nom.
Input Range 2	-12	12	Vdc
Input Range 3	0	30	mA

OUTPUT

PARAMETER	MIN	MAX	UNIT
Analog Voltage	0	5	Vdc
	-5	5	Vdc
Analog Current	0	20	mA
	4	20	mA
	0	25	mA
	5	25	mA

ENVIRONMENT

PARAMETER	MIN	MAX	UNIT
Operating Temperature[6]	-4	158	°F
	-20	70	°C
Storage Temperature	-22	176	°F
	-30	80	°C

POWER ADAPTER

PARAMETER	MIN	MAX
Input	90- 264 VAC	0.5 A 50/60 Hz
Output	12 VDC	1 A

RELATED ACCESSORIES

The following accessories are readily available with our IPM650 Intelligent Panel Meter. Please visit www.futek.com for full details on these items.



USB CABLE
Item Number: GOD03196

USB 2.0, A-B Male, Black, 2m Long



SENSIT TEST AND MEASUREMENT
Item Number: FSH03189

Version 2.2.4006.5 for IHH500, IPM650, USB1xx & USB2xx. Compatible w/ Windows 2000, XP, Vista, & 7



IPM650 REAR STAND
Item Number: FSH03717

w/ Slip Protection Bumpers , Black Anodized



ZCC994 CABLE ASSEMBLY
Item Number: FSH03669

Sensor Panel Mount Cable Assembly, also Supports Sensors w/ TEDS Kits, for IPM650



ZCC995 CABLE ASSEMBLY
Item Number: FSH03670

ZCC995, Analog Output/Relay/ Alarm Cable Assembly for IPM650

TECHNICAL SUPPORT

To access the IPM650 manual and gain setting instructions, visit our support page for detailed instructions: http://www.futek.com/ipm650/support

Drawing Number: FI1340-D
FUTEK reserves the right to modify its design and specifications without notice.
Please visit http://www.futek.com/salesterms for complete terms and conditions.

10 Thomas, Irvine, CA 92618 USA
Tel: (949) 465-0900
Fax: (949) 465-0905
Toll Free: (800) 23 FUTEK

www.futek.com

ISO 9001:2008 ISO 17025:2005 RoHS U.S. Manufacturer