Allied Telesis™

NETWORK SMARTER

# Product Catalog

2021

# Allied Telesis


**SMART NETWORK MANAGEMENT** 3
AMF
AMF Security
VISTA Manager
Secure SD-WAN

**SWITCHES** 7
Core Chassis Switches
Core and Distribution
Distribution and Intelligent Edge
Intelligent Edge
Intelligent SMB
WebSmart and Unmanaged SMB
Industrial
Key Solution

**SECURITY APPLIANCES** 23
Firewalls and Routers

**WIRELESS** 25
Wireless Access Points
Wireless Controllers

**MULTISERVICE ACCESS** 29
intelligent Multiservice Gateway (iMG)

**MEDIA CONVERTERS** 31
Unmanaged (Standalone, Rackmountable & Desktop Powered)
Mounting Hardware
PoE & Industrial
Chassis-Based

**NETWORK ADAPTERS** 36
10G Adapters
Desktop/Workstation/Server

**TRANSCEIVER MODULES** 40
Pluggable Transceivers


Allied Telesis have been serving the needs of the network communications industry for over 30 years. Although the technology we design and build has evolved significantly over time, our hard-earned reputation for standards-based performance, product reliability and value has remained a constant, highly respected value to our customers and partners around the globe.

Our solutions-based philosophy of producing products that deliver value to our customers, together with high-quality service and support, has resulted in a very extensive worldwide customer base.

Allied Telesis continuously enhances its products. As a result, this catalog may not correctly represent all products currently available. Products may also vary by geographic region. Product specifications can change without notice, and while Allied Telesis makes every effort to ensure the accuracy of information presented in this catalog, the Company does not accept liability for errors or changes in the stated specifications.

For current product availability by region, full and complete product specifications and warranty information, please contact your regional sales manager or visit **AlliedTelesis.com**.

## Environmental Policy

As a major industry developer and manufacturer of networking equipment, Allied Telesis is committed to providing our customers with products designed and built to the highest quality, while minimizing the impact to the environment during both manufacturing and product operation.

### Our Philosophy

Allied Telesis recognizes the importance of protecting the global environment and promoting conservation of biodiversity. We creatively utilize technology for sustainable social progress and for protecting the environment. Allied Telesis is committed to passing down a healthy global environment to the next generation.

For more information on our initiatives please visit **AlliedTelesis.com**/about-us/eco-friendly

**NETWORK SMARTER**

# Smart Network Management

## Administering a network is no easy feat.

Rapid troubleshooting and the ability to monitor network performance is critical. Allied Telesis offers software tools to help visualize and plan for network growth, while maintaining the health and performance of your network. Allied Telesis understands that enterprise customers want simplicity, security and automation. Customers are well-placed to enjoy a variety of network automation tools that make networking easy. Our powerful network management solutions deliver many benefits at an affordable price.

Intent-Based Networking (IBN) promises to deliver more agile networks that are easier to manage, as administrators move away from esoteric device-specific command lines, and instead use natural language or a graphical interface to express their intent. Device and network configuration are then automatically updated to meet the expected outcomes in performance and application operation.

Supporting the move to IBN, centralized management and network automation tools remove the need for constant administrative input, and the network becomes self-managing and self-healing, resulting in an improved online experience for users, and greatly reduced management time and effort.

## Powerful network automation and management

Allied Telesis have developed tools for autonomous networking for several years. Our Autonomous Management Framework™ (AMF) and Autonomous Wave Controller™ (AWC) automate and optimize wired and wireless networks, saving time and cost by reducing the amount of manual administration effort required for network operation.

Vista Manager™ EX is our single-pane-of-glass graphical management dashboard for central control or AMF and AWC networks. These tools accomplish the day-to-day heavy lifting of running a network, using powerful built-in automation to free up skilled network administrators for more useful tasks. The integration of AMF Security, and addition of a Software-Defined WAN dashboard continue to add further centralized management capabilities to Vista Manager EX, making it a one-stop solution for monitoring and managing your entire network infrastructure.

Allied Telesis continue to innovate in making network management both natural and easy, meeting business intent.

# AMF

## AUTONOMOUS MANAGEMENT FRAMEWORK

AMF is an intelligent and scalable network management platform. It supports Allied Telesis switching, firewall, and wireless products, as well as a wide range of third-party devices—including video surveillance cameras and IP phones—for truly inclusive network automation. Reducing network running costs by automating and simplifying many day-to-day tasks, AMF allows skilled staff to be better utilized.

## Save time and reduce costs by up to 60% with AMF

**CENTRALIZED MANAGEMENT** Manage the entire network as a single virtual device.

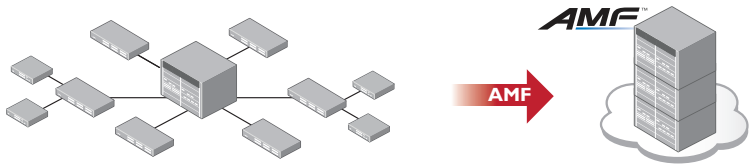


**AUTO-BACKUP** Automatically backup the entire network daily for peace-of-mind networking.

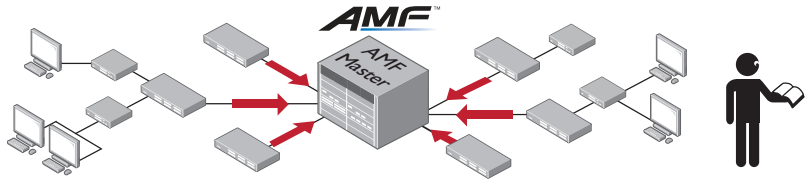


**AUTO-UPGRADE** Upgrade the network with a single command.

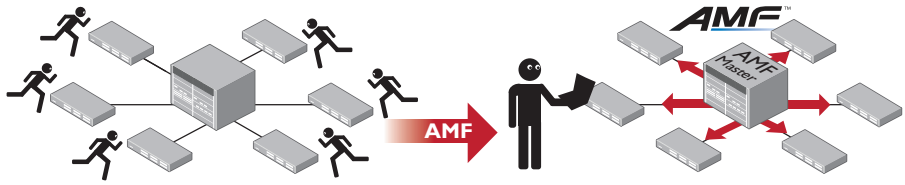


**AUTO-PROVISIONING AND AUTO-RECOVERY** Plug-and-Play additions or replacements.

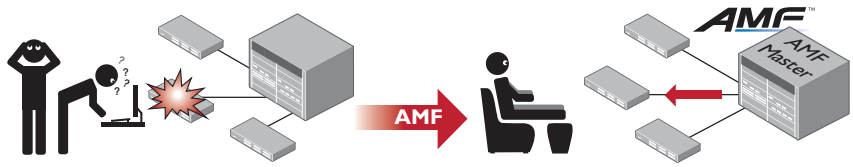


### Business Value Through Automation

AMF delivers immediate value to businesses of all sizes, with centralized network management able to treat a network of any size as a single, converged entity. This reduces cost and complexity by delivering:

- **Centralized management** of many or all devices right across the network—locally or world-wide.
- **Network automation**, with zero-touch or one-touch backup, provisioning, upgrade, and recovery.
- **Network intelligence** reacts to changes in the network and automatically changes the topology.
- **Smart commands** allow network problems to be quickly identified and issues resolved.

*AMF saves time and money!*

### Simplify Your Network

Software-Defined Networking (SDN) is moving networking towards the ideal combination of optimal network utilization and centralized management. An integral part of the Allied Telesis SDN solution, AMF delivers powerful management capabilities that are easy to use, and reduce the time and skill required to maintain the network. Configuration and firmware files are regularly backed up, network expansion is automated, and device recovery is fully zero-touch.

# AMF Security

## ENHANCE NETWORK SECURITY AND REDUCE ADMINISTRATION EFFORT

AMF Security (AMF-Sec) is a state-of-the-art network management and security solution. It provides what enterprises consistently tell us they need: reduced network management costs, increased security, and an improved end-user experience. Our award-winning innovative solution works with security appliances to instantly respond to malware alerts and block the movement of threats anywhere within your wired or wireless network, and can also automate network access control.

- **Automatic security threat isolation and remediation**
- **Blocks any offending wired or wireless user device**
- **Secure user authentication and control of network access**

### Block Threats at the Source

Most intrusion prevention solutions are only capable of blocking suspicious traffic as it passes through the firewall, so only external threats from the Internet can be detected and blocked. However, AMF-Sec can isolate traffic anywhere in the network, so it can prevent threats not only at the border, but malware threats inside the network too, such as those introduced inadvertently by staff with USB sticks, BYOD and so on.

1. Targeted attack inside the network! Threat information is seen upline
2. Firewall sends threat notification
3. AMF-Sec instructs switch to shut down threat source
4. Infected device sent to quarantine
5. Security alert shown on Vista Manager EX

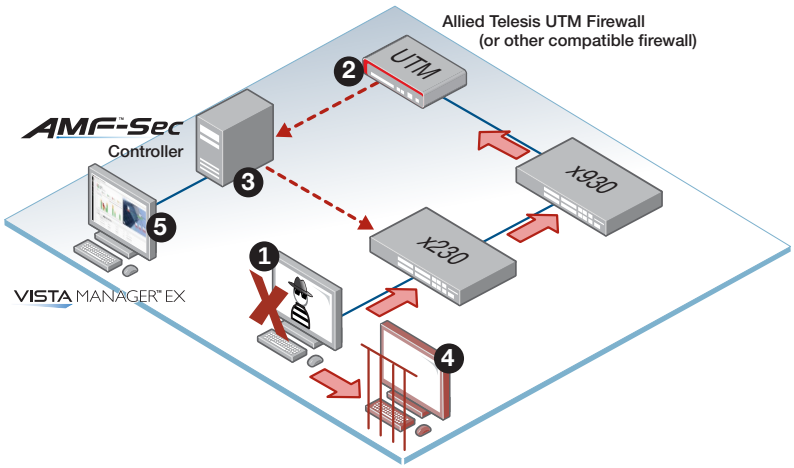


### Automate Network Access Control

Remove the need to manually setup each new user device as part of rolling out a network security solution. With AMF-Sec, new user devices are automatically authenticated against a database on the AMF-Sec controller when they attempt to access the network. Non-authenticated devices are blocked, protecting the network and digital business information.

1. New devices attempt to join the network
2. New device MAC address checked against authentication database
3. Authenticated device is granted access
4. Non-authenticated device is blocked

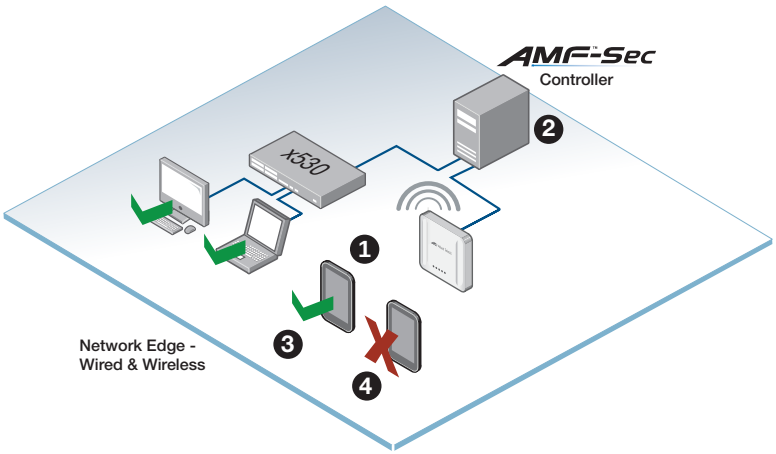

# VISTA Manager

## UNIFIED NETWORK MONITORING AND MANAGEMENT

Allied Telesis Vista Manager makes networking easy. We seamlessly integrate network automation tools into a single-pane-of-glass monitoring and management platform, with three Vista Manager options to suit any size network – whether campus-wide, city-wide or even world-wide. Intuitive access, visual status, and actionable security and performance reporting of wired, wireless, and third-party devices reduces cost and complexity. Let Allied Telesis remove technology obstacles, and enable your network to truly support your business.

VISTA MANAGER EX

VISTA MANAGER™ NETWORK APPLIANCE

VISTA MANAGER™ MINI

## SEAMLESSLY INTEGRATED AUTOMATION TOOLS

Our Autonomous Management Framework (AMF) and Autonomous Wave Control (AWC) automate and optimize the operation of wired and wireless networks. SNMP supports third party devices, while the SD-WAN Orchestrator enables secure application delivery across all business locations.

- Intuitive single-pane-of-glass interface
- Centralized network and device management
- Manage Allied Telesis switches, firewalls, wireless APs, as well as third-party devices
- Automatically created topology maps
- Real-time traffic, protocol, and service monitoring
- Simplified VLAN creation and management
- Integrated security alerts from the AMF Security controller
- Secure SD-WAN dashboard for inter-branch network optimization

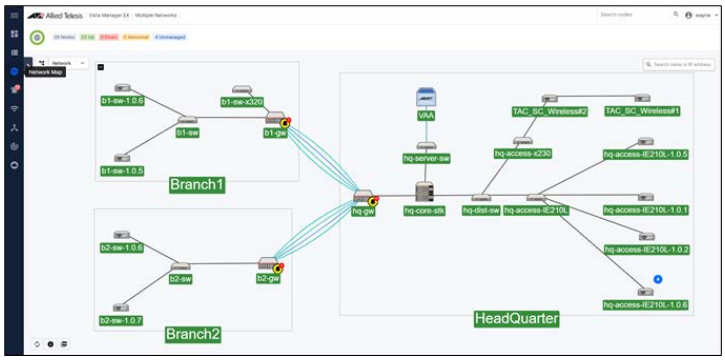

## Secure SD-WAN

SD-WAN

Today's organizations are increasingly adopting cloud-based services with the ability to rapidly deploy new services and adopt the latest functionality with minimal effort. The same is true of the adoption of software-defined technologies with the ability to deliver greater performance and flexibility, while at the same time reducing cost.

Secure SD-WAN simplifies your branch office connections for more reliable and secure application delivery. Our solution improves WAN performance, flexibility and agility, with the added benefits of built-in security and reduced operating costs.

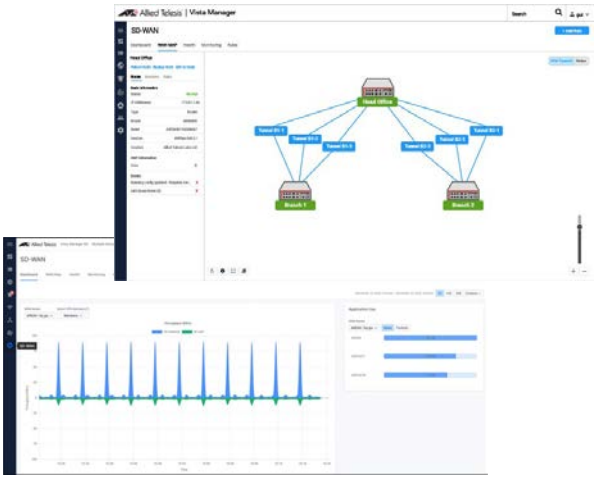

# Switches

## Feature-rich, dependable switching - from edge to core.

Allied Telesis engineers high-performance, high-quality, future-proof products to meet requirements for enterprise, campus, branch, and private cloud networks of various sizes.

Allied Telesis SwitchBlade® and xSeries switches, with the AlliedWare Plus™ operating system, provide scalable and versatile switching solutions for today's enterprise and service provider networks from edge to core. These switches, featuring Allied Telesis Autonomous Management Framework (AMF), decrease network operating expenses by automating and simplifying many day-to-day tasks. Allied Telesis also produces top-of-rack switches for the enterprise data center market, extended temperature products for industry, and unmanaged and WebSmart switches for small and medium business.

# Core Chassis Switches

**SWITCHBLADE**



## SwitchBlade x8100 Series

The SwitchBlade x8100 Series core chassis switches are primarily engineered for medium to large enterprise networks — but are equally at home in the enterprise data center. They are designed to deliver high availability, maximum performance, future scalability, and high port count in compact, eco-friendly packages.

## SwitchBlade x908 GEN2

Following on from the incredible success of the SwitchBlade x908, the Generation 2 builds on the popular modular design, with performance to satisfy the most demanding network applications and traffic requirements.

Expansion modules (XEMs) support today's fastest Ethernet standards, with 100G, 40G and 10G/1G options, as well as Multi-Gig options that can connect at 2.5G and 5G to support high-speed wireless and network upgrades over legacy cabling. The ability to use any combination of XEMs, as well as stack up to four units, make the SwitchBlade x908 GEN2 the most flexible and powerful 3RU switching solution available.



| FEATURES | | SBx908 GEN2 | SBx8112 | SBx8106 |
|---|---|---|---|---|
| FORM FACTOR | | Rackmount / stack | Rackmount | |
| SWITCH FUNCTIONALITY | | Advanced Layer 3 | Advanced Layer 3 | |
| CONTROLLER CARD | | | CFC960 | |
| CHASSIS MODULE SLOTS | | 8 | 12 | 6 |
| LINE CARD SLOTS | | | 10 | 4 (5 with one CFC) |
| CARDS/MODULES | 10/100/1000T ports | | 24 × RJ-45 (SBx81GT24)<br>24 × PoE+ (SBx81GP24)<br>8 x RJ-45 (SBx81XLEM + GT8) | |
| | 100/1000X SFP ports | | 24 × SFP (SBx81GS24a)<br>12 x SFP (SBx81XLEM) | |
| | 100M/1G/10G ports | 12 x 100M/1G/10G RJ-45 (XEM2-12XT) | | |
| | 1/2.5/5/10G ports | 4 x 1/2.5/5/10G RJ-45 (XEM2-8XSTm)<br>12 x 1/2.5/5/10G RJ-45 (XEM2-12XTm) | | |
| | 1G/10G ports | 4 x 1G/10G SFP+ (XEM2-8XSTm)<br>12 x 1G/10G SFP+ (XEM2-12XS) | 4 x RJ-45 (SBx81XLEM + XT4) | |
| | 1G ports | | 40 x CSFP (SBx81GC40) | |
| | 10G ports | | 8 x SFP+(SBx81XLEM + XS8) | |
| | 40G ports | 4 x 40G QSFP+ (XEM2-4QS) | 2 x 40G QSFP+ (SBx81XLEM + Q2) | |
| | 100G ports | 1 x 100G QSFP28 (XEM2-1CQ) | | |
| POWER SUPPLY | PSU type | Dual hot-swappable internal | Dual system hot-swappable internal<br>Dual PoE+ hot-swappable internal | |
| | -48vDC PSU option | ■ | ■ | |
| | Additional PSU | SBxPWRSYS2 | SBxPWRSYS2 / SBxPWRPOE1 | |
| SCALABILITY | MAC address table size | 96K | 32K / 128K | |
| | Stacking (VCStack) | ■ (4) | ■ (2) | |
| | Stacking bandwidth | 400G | 160G | |
| POWER OVER ETHERNET | IEEE 802.3at (PoE+) | | ■ | |
| | PoE+ enabled ports | | 240 | 120 |
| | Max PoE+ power | | 2400W | |
| | Max full power ports (30W) | | 80 | |
| ENVIRONMENTAL | Cooling | Hot-swappable fan modules | Hot-swappable fan tray | |
| | Temperature range | 0°C to 50°C | 0°C to 40°C | |
| MANAGEMENT | Web GUI | ■ | ■ | |
| | CLI / Telnet / SNMP | ■ | ■ | |
| | IPv6 management | ■ | ■ | |
| | DHCPv4 / v6 server | ■ | ■ | |
| | AMF Master | ■ | ■ | |
| | AMF Controller | ■ | ■ | |
| NETWORK RESILIENCE | Spanning Tree | ■ | ■ | |
| | Link aggregation (LACP) | ■ | ■ | |
| | EPSRing | ■ | ■ | |
| | ISSU | | ■ | |
| | VRRPv3 | ■ | ■ | |
| QoS | IEEE 802.1p priority queues | 8 | 8 | |
| SECURITY | IEEE 802.1Q VLANs | 4K | 4K | |
| | RADIUS / TACACS+ | ■ | ■ | |
| | SSH / SSL | ■ | ■ | |
| | IEEE 802.1x | ■ | ■ | |
| | DoS protection | ■ | ■ | |
| | DHCP snooping | ■ | ■ | |
| ROUTING | Static routes v4 / v6 | ■ | ■ | |
| | RIP / RIPng | ■ | ■ | |
| | OSPFv2 / v3 | ■ | ■ | |
| | VRF Lite | ■ | ■ | |
| | Policy-based routing | ■ | | |
| | BGP4 / BGP4+ | ■ | ■ | |
| MULTICASTING | IGMPv1 / v2 / v3 | ■ | ■ | |
| | MLDv1 / v2 | ■ | ■ | |
| | PIMv4 / PIMv6 | ■ | ■ | |
| | PIM-SSM | ■ | ■ | |



## SwitchBlade x908 GEN2 Components

- **SBx908 GEN2**
  High capacity Layer 3+ modular switch chassis with 8 x high-speed expansion bays, fans included
- **SBxPWRSYS2**
  Hot-swappable load-sharing power supply
- **SBxPWRSYS1-80**
  1200W DC system power supply
- **FAN08**
  Spare hot-swappable fan module
- **XEM2-8XSTm**
  4 x 1/2.5/5/10G RJ-45 ports and 4 x 1G/10G SFP+ ports
- **XEM2-12XTm**
  12 x 100M/1/2.5/5/10G RJ-45 ports
- **XEM2-12XT**
  12 x 100M/1G/10G RJ-45 ports
- **XEM2-12XS**
  12 x 1G/10G SFP+ ports
- **XEM2-4QS**
  4 x 40G QSFP+ ports
- **XEM2-1CQ**
  1 x 100G QSFP28 port
- **FL-GEN2**
  Please refer to the product datasheet for the full list of licenses

### SFP/SFP+ Optics

Learn more about Allied Telesis pluggable optics on pages 40-43.

## SwitchBlade x8100 Series Components

- **SBx8106**
  Rackmount 6-slot chassis including fan tray
- **SBx8112**
  Rackmount 12-slot chassis including fan tray
- **SBx81CFC960**
  Control/fabric module with 960Gbps of switching performance and 4-port 10GbE SFP+
- **SBx81GT24**
  24-port 10/100/1000T Ethernet line card
- **SBx81GP24**
  24-port 10/100/1000T PoE+ Ethernet line card
- **SBx81GS24a**
  24-port SFP Ethernet line card
- **SBx81GC40**
  40-port CSFP Ethernet line card
- **SBx81XLEM**
  Modular 40G line card with 12 x 100/1000X SFP
- **SBx81XLEM/XS8**
  8 x 10G SFP+ module for the SBx81XLEM line card
- **SBx81XLEM/Q2**
  2 x 40G QSFP+ module for the SBx81XLEM line card
- **SBx81XLEM/XT4**
  4 x 1/10G RJ-45 module for the SBx81XLEM line card
- **SBx81XLEM/GT8**
  8 x 10/100/1000T RJ-45 module for the SBx81XLEM line card
- **SBxPWRSYS2**
  1200W AC system power supply
- **SBxPWRSYS1-80**
  1200W DC system power supply
- **SBxPWRPOE1**
  1200W AC PoE+ power supply
- **FL-CFC**
  Please refer to the product datasheet for the full list of licenses

# Core and Distribution

## x950 Series

Allied Telesis x950 Series switches are ideal for high-performing modern enterprise network cores, with stacking to create a resilient local or distributed solution, and integrated management of wired and wireless network devices. These powerful switches have 100 Gigabit connectivity built-in, and are expandable, delivering the capacity to enable today's Smart City and IoT networks.

| FEATURES | | x950-28XSQ<br>x950-28XTQm | x950-52XSQ<br>x950-52XTQm | x550-18XSQ<br>x550-18XTQ | x550-18XSPQm |
|---|---|---|---|---|---|
| | | | COMING SOON XTQm | | |
| FORM FACTOR | | Rackmount / stack | Desktop / rackmount / stack | Desktop / rackmount / stack | Desktop / rackmount / stack |
| SWITCH FUNCTIONALITY | | Advanced Layer 3 | Advanced Layer 3 | Advanced Layer 3 | Advanced Layer 3 |
| PORTS AND MEDIA SUPPORT | 10/100/1000T ports | 24 (1/2.5/5/10G) (XTQm) | 48 (1/2.5/5/10G) (XTQm) | 16 (1/10G) (XTQ) | 8 (1/2.5/5/10G) |
| | 100/1000X SFP ports | | | | |
| | 1G/10G SFP+ ports | 24 (XSQ) | 48 (XSQ) | 16 (XSQ) | 8 |
| | 40G QSFP+ ports | 4 (40G/100G) | 4 (40G/100G) | 2 | 2 |
| | Expansion module bays | 1 | | | |
| | Ethernet mult-gigabit support | ■ (XTQm) | ■ (XTQm) | | ■ |
| POWER SUPPLY | PSU type | Dual internal hotswap | Dual internal hotswap | Internal | Internal |
| | -48vDC PSU option | PWR600-80 | PWR600-80 | | |
| | Additional PSU | PWR600 | PWR600 | | |
| POWER OVER ETHERNET | IEEE 802.3af (PoE) | | | | ■ |
| | IEEE 802.3at (PoE+) | | | | ■ |
| | PoE-enabled ports | | | | 8 |
| | Max PoE+ power | | | | 240W |
| | Max full power PoE+ ports | | | | 8 |
| | Continuous PoE | | | | ■ |
| SCALABILITY | MAC address table size | 96K | 96K | 16K | 16K |
| | Stacking (VCStack) | ■ 8 | ■ 8 | ■ 4 | ■ 4 |
| | Long-distance VCStack | ■ 8 | ■ 8 | ■ 4 | ■ 4 |
| | Stacking bandwidth | 400G | 400G | 160G | 160G |
| ENVIRONMENTAL | Cooling | Fan | Fan | Fan | Fan |
| | Temperature range | 0°C to 50°C | 0°C to 50°C | 0°C to 45°C | 0°C to 45°C |
| MANAGEMENT | Web GUI | ■ | ■ | ■ | ■ |
| | CLI / Telnet / SNMP | ■ | ■ | ■ | ■ |
| | IPv6 management | ■ | ■ | ■ | ■ |
| | DHCPv4 / v6 server | ■ | ■ | ■ | ■ |
| | AMF Master | ■ | ■ | ■ | ■ |
| | AMF Member | ■ | ■ | ■ | ■ |
| NETWORK RESILIENCE | Spanning Tree | ■ | ■ | ■ | ■ |
| | Link aggregation (LACP) | ■ | ■ | ■ | ■ |
| | EPSRing | ■ | ■ | ■ | ■ |
| | VRRPv3 | ■ | ■ | ■ | ■ |
| QoS | IEEE 802.1p priority queues | 8 | 8 | 8 | 8 |
| SECURITY | IEEE 802.1Q VLANs | 4K | 4K | 4K | 4K |
| | RADIUS / TACACS+ | ■ | ■ | ■ | ■ |
| | SSH / SSL | ■ | ■ | ■ | ■ |
| | IEEE 802.1x | ■ | ■ | ■ | ■ |
| | DoS protection | ■ | ■ | ■ | ■ |
| | MACsec | ■ | | | |
| | DHCP snooping | ■ | ■ | ■ | ■ |
| ROUTING | Static routes v4 / v6 | ■ | ■ | ■ | ■ |
| | RIP / RIPng | ■ | ■ | ■ | ■ |
| | OSPFv2 / v3 | ■ | ■ | ■ | ■ |
| | BGP4 / BGP4+ | ■ | ■ | ■ | ■ |
| | Policy-based routing | ■ | ■ | ■ | ■ |
| | VRF Lite | ■ | ■ | | |
| MULTICASTING | IGMPv1 / v2 / v3 | ■ | ■ | ■ | ■ |
| | MLDv1 / v2 | ■ | ■ | ■ | ■ |
| | PIMv4 / PIMv6 | ■ | ■ | ■ | ■ |
| | PIM-SSM / PIM-SSMv6 | ■ | ■ | ■ | ■ |
| SDN | OpenFlow | ■ | ■ | ■ | ■ |

## x550 Series

The x550 Series of compact 10 Gigabit switches provide an ideal solution for 10G aggregation with 40G uplinks in larger networks, or a resilient 10G network core for smaller networks with stacked units providing high availability.

## x930 Series

Allied Telesis x930 Series switches are a high-performing and feature-rich choice for today's networks. With a range of 24- and 48-port models with 10 Gigabit uplink ports, the option of PoE+, and the power of Allied Telesis Virtual Chassis Stacking (VCStack™), the x930 Series has the flexibility and performance for demanding aggregation and distribution applications.

| FEATURES | | x930-28GTX<br>x930-28GPX | x930-28GSTX | x930-52GTX<br>x930-52GPX |
|---|---|---|---|---|
| FORM FACTOR | | Desktop / rackmount / stack | Desktop / rackmount / stack | Desktop / rackmount / stack |
| SWITCH FUNCTIONALITY | | Advanced Layer 3 | Advanced Layer 3 | Advanced Layer 3 |
| PORTS AND MEDIA SUPPORT | 10/100/1000T ports | 24 | 24 combo | 48 |
| | 100/1000X SFP ports | | 24 combo | |
| | 1G/10G SFP+ ports | 4 | 4 | 4 |
| | 40G QSFP+ ports | 2 (StackQS) | 2 (StackQS) | 2 (StackQS) |
| | Expansion module bays | 1 | 1 | 1 |
| | Ethernet mult-gigabit support | | | |
| POWER SUPPLY | PSU type | Dual internal hotswap | Dual internal hotswap | Dual internal hotswap |
| | -48vDC PSU option | PWR250-80 | PWR250-80 | PWR250-80 |
| | Additional PSU | PWR150<br>PWR250<br>PWR800<br>PWR1200 | PWR150<br>PWR250<br>PWR800<br>PWR1200 | PWR150<br>PWR250<br>PWR800<br>PWR1200 |
| POWER OVER ETHERNET | IEEE 802.3af (PoE) | ■ (GPX) | | ■ (GPX) |
| | IEEE 802.3at (PoE+) | ■ (GPX) | | ■ (GPX) |
| | PoE-enabled ports | 24 (GPX) | | 48 (GPX) |
| | Max PoE+ power | 720W (GPX) | | 1440W (GPX) |
| | Max full power PoE+ ports | 24 (GPX) | | 48 (GPX) |
| | Continuous PoE | ■ (GPX) | | ■ (GPX) |
| SCALABILITY | MAC address table size | 64K | 64K | 64K |
| | Stacking (VCStack) | ■ 8 | ■ 8 | ■ 8 |
| | Long-distance VCStack | ■ 8 | ■ 8 | ■ 8 |
| | Stacking bandwidth | 40G (SFP+)<br>160G (StackQS) | 40G (SFP+)<br>160G (StackQS) | 40G (SFP+)<br>160G (StackQS) |
| ENVIRONMENTAL | Cooling | Fan | Fan | Fan |
| | Temperature range | 0°C to 45°C (GPX)<br>0°C to 50°C (GTX) | 0°C to 50°C | 0°C to 45°C (GPX)<br>0°C to 50°C (GTX) |
| MANAGEMENT | Web GUI | ■ | ■ | ■ |
| | CLI / Telnet / SNMP | ■ | ■ | ■ |
| | IPv6 management | ■ | ■ | ■ |
| | DHCPv4 / v6 server | ■ | ■ | ■ |
| | AMF Master | ■ | ■ | ■ |
| | AMF Member | ■ | ■ | ■ |
| NETWORK RESILIENCE | Spanning Tree | ■ | ■ | ■ |
| | Link aggregation (LACP) | ■ | ■ | ■ |
| | EPSRing | ■ | ■ | ■ |
| | VRRPv3 | ■ | ■ | ■ |
| QoS | IEEE 802.1p priority queues | 8 | 8 | 8 |
| SECURITY | IEEE 802.1Q VLANs | 4K | 4K | 4K |
| | RADIUS / TACACS+ | ■ | ■ | ■ |
| | SSH / SSL | ■ | ■ | ■ |
| | IEEE 802.1x | ■ | ■ | ■ |
| | DoS protection | ■ | ■ | ■ |
| | MACsec | ■ | ■ | ■ |
| | DHCP snooping | ■ | ■ | ■ |
| ROUTING | Static routes v4 / v6 | ■ | ■ | ■ |
| | RIP / RIPng | ■ | ■ | ■ |
| | OSPFv2 / v3 | ■ | ■ | ■ |
| | BGP4 / BGP4+ | ■ | ■ | ■ |
| | Policy-based routing | ■ | ■ | ■ |
| | VRF Lite | ■ | ■ | ■ |
| MULTICASTING | IGMPv1 / v2 / v3 | ■ | ■ | ■ |
| | MLDv1 / v2 | ■ | ■ | ■ |
| | PIMv4 / PIMv6 | ■ | ■ | ■ |
| | PIM-SSM / PIM-SSMv6 | ■ | ■ | ■ |
| SDN | OpenFlow | ■ | ■ | ■ |

**SFP/SFP+ Optics**

Learn more about Allied Telesis pluggable optics on pages 40-43.

# Distribution and Intelligent Edge

## x530 Series

The Allied Telesis x530 Series are powerful Multi-Gigabit switches with high capacity, resiliency and easy management, making them the ideal choice for demanding distribution and high-speed connectivity applications.

## x530 GHXm models

The Allied Telesis x530 GHXm models include options for dual hotswap PSUs to support high resiliency deployment. All models support PoE++ with either 60 or 90 Watts of PoE to connect and power today's high-power devices.

| | | | COMING SOON | | COMING SOON | COMING SOON 18GHXm |
|---|---|---|---|---|---|---|
| **FEATURES** | | **x530-28GPXm x530-28GTXm** | **x530DP-28GHXm** | **x530-52GPXm x530-52GTXm** | **x530DP-52GHXm** | **x530-10GHXm x530-18GHXm** |
| **FORM FACTOR** | | Desktop / rackmount / stack | Desktop / rackmount / stack | Desktop / rackmount / stack | Desktop / rackmount / stack | Desktop / rackmount / stack |
| **SWITCH FUNCTIONALITY** | | Basic Layer 3 upgradeable to advanced Layer 3 | Basic Layer 3 upgradeable to advanced Layer 3 | Basic Layer 3 upgradeable to advanced Layer 3 | Basic Layer 3 upgradeable to advanced Layer 3 | Basic Layer 3 upgradeable to advanced Layer 3 |
| **PORTS AND MEDIA SUPPORT** | 10/100/1000T ports | 24 (4 x 100M/1/2.5/5G) | 24 (4 x 100M/1/2.5/5G) | 48 (8 x 100M/1/2.5/5G) | 48 (8 x 100M/1/2.5/5G) | 8/16 (100M/1/2.5/5G) |
| | 1G/10G SFP+ ports | 4 (2 if stacked) | 4 (2 if stacked) | 4 (2 if stacked) | 4 (2 if stacked) | 2 |
| | Ethernet multi-gigabit support | ■ | ■ | ■ | ■ | ■ |
| **POWER SUPPLY** | PSU type | Dual fixed internal | Dual hotswap | Dual fixed internal | Dual hotswap | Dual fixed internal |
| | -48vDC PSU option | | | | | |
| **POWER OVER ETHERNET** | IEEE 802.3af (PoE) | ■ (GPXm) | ■ | ■ (GPXm) | ■ | ■ |
| | IEEE 802.3at (PoE+) | ■ (GPXm) | ■ | ■ (GPXm) | ■ | ■ |
| | IEEE 802.3bt (PoE++) | | ■ (60 Watts / port) | | ■ (60 Watts / port) | ■ (90 Watts / port) |
| | PoE-enabled ports | 24 (GPXm) | 24 | 48 (GPXm) | 48 | 8/16 |
| | Max PoE+ power | 720W (GPXm) | 1440W | 720W (GPXm) | 1440W | 1000W |
| | Max full power PoE+ ports | 24 (GPXm) | 24 | 24 (GPXm) | 48 | 8/16 |
| | Continuous PoE | ■ (GPXm) | ■ | ■ (GPXm) | ■ | ■ |
| **SCALABILITY** | MAC address table size | 16K | 16K | 16K | 16K | 16K |
| | Stacking (VCStack) | ■ 8 | ■ 8 | ■ 8 | ■ 8 | ■ 8 |
| | Long-distance VCStack | ■ 8 | ■ 8 | ■ 8 | ■ 8 | ■ 8 |
| | Stacking bandwidth | 40G | 40G | 40G | 40G | 40G |
| **ENVIRONMENTAL** | Cooling | Fan | Fan | Fan | Fan | Fan |
| | Temperature range | 0°C to 50°C | 0°C to 50°C | 0°C to 50°C | 0°C to 50°C | 0°C to 50°C |
| **MANAGEMENT** | Web GUI | ■ | ■ | ■ | ■ | ■ |
| | CLI / Telnet / SNMP | ■ | ■ | ■ | ■ | ■ |
| | IPv6 management | ■ | ■ | ■ | ■ | ■ |
| | DHCPv4 / v6 server | ■ | ■ | ■ | ■ | ■ |
| | AMF Master | ■ | ■ | ■ | ■ | ■ |
| | AMF Member | ■ | ■ | ■ | ■ | ■ |
| **NETWORK RESILIENCE** | Spanning Tree | ■ | ■ | ■ | ■ | ■ |
| | Link aggregation (LACP) | ■ | ■ | ■ | ■ | ■ |
| | EPSRing | ■ | ■ | ■ | ■ | ■ |
| | VRRPv3 | ■ | ■ | ■ | ■ | ■ |
| **QoS** | IEEE 802.1p priority queues | 8 | 8 | 8 | 8 | 8 |
| **SECURITY** | IEEE 802.1Q VLANs | 4K | 4K | 4K | 4K | 4K |
| | RADIUS / TACACS+ | ■ | ■ | ■ | ■ | ■ |
| | SSH / SSL | ■ | ■ | ■ | ■ | ■ |
| | IEEE 802.1x | ■ | ■ | ■ | ■ | ■ |
| | DoS protection | ■ | ■ | ■ | ■ | ■ |
| | DHCP snooping | ■ | ■ | ■ | ■ | ■ |
| **ROUTING** | Static routes v4 / v6 | ■ | ■ | ■ | ■ | ■ |
| | RIP / RIPng | ■ | ■ | ■ | ■ | ■ |
| | OSPFv2 / v3 | ■ | ■ | ■ | ■ | ■ |
| | BGP4 / BGP4+ | ■ | ■ | ■ | ■ | ■ |
| | Policy-based routing | ■ | ■ | ■ | ■ | ■ |
| | VRF Lite | ■ | ■ | ■ | ■ | ■ |
| **MULTICASTING** | IGMPv1 / v2 / v3 | ■ | ■ | ■ | ■ | ■ |
| | MLDv1 / v2 | ■ | ■ | ■ | ■ | ■ |
| | PIMv4 / PIMv6 | ■ | ■ | ■ | ■ | ■ |
| | PIM-SSM / PIM-SSMv6 | ■ | ■ | ■ | ■ | ■ |
| **SDN** | OpenFlow | ■ | ■ | ■ | ■ | ■ |

# x530L Series

The Allied Telesis x530L Series stackable Layer 3 switches feature high capacity, resiliency and easy management, making them the ideal choice for network access applications feature-rich, and with PoE models to support security cameras, wireless APs, and more, ensures a versatile enterprise solution.

| FEATURES | | x530L-28GTX<br>x530L-28GPX | x530L-52GTX<br>x530L-52GPX | COMING SOON<br>x530L-10GHXm<br>x530L-18GHXm |
|---|---|---|---|---|
| FORM FACTOR | | Desktop / rackmount / stack | Desktop / rackmount / stack | Desktop / rackmount / stack |
| SWITCH FUNCTIONALITY | | Basic Layer 3 upgradeable to advanced Layer 3 | Basic Layer 3 upgradeable to advanced Layer 3 | Basic Layer 3 upgradeable to advanced Layer 3 |
| PORTS AND MEDIA SUPPORT | 10/100/1000T ports | 24 | 48 | 8/16 (100M/1/2.5/5G) |
| | 1G/10G SFP+ ports | 4 (2 if stacked) | 4 (2 if stacked) | 2 |
| | Ethernet multi-gigabit support | | | ■ |
| POWER SUPPLY | PSU type | Dual fixed internal | Dual fixed internal | Fixed internal |
| | -48vDC PSU option | | | |
| POWER OVER ETHERNET | IEEE 802.3af (PoE) | ■ (GPX) | ■ (GPX) | ■ |
| | IEEE 802.3at (PoE+) | ■ (GPX) | ■ (GPX) | ■ |
| | IEEE 802.3bt (PoE++) | | | ■ (90 Watts / port) |
| | PoE-enabled ports | 24 (GPX) | 48 (GPX) | 8/16 |
| | Max PoE+ power | 720W (GPX) | 720W (GPX) | 500/720W |
| | Max full power PoE+ ports | 24 (GPX) | 24 (GPX) | 8/16 |
| | Continuous PoE | ■ (GPX) | ■ (GPX) | ■ |
| SCALABILITY | MAC address table size | 16K | 16K | 16K |
| | Stacking (VCStack) | ■ 8 | ■ 8 | ■ 8 |
| | Long-distance VCStack | ■ 8 | ■ 8 | ■ 8 |
| | Stacking bandwidth | 40G | 40G | 40G |
| ENVIRONMENTAL | Cooling | Fan | Fan | Fan |
| | Temperature range | 0°C to 50°C | 0°C to 50°C | 0°C to 50°C |
| MANAGEMENT | Web GUI | ■ | ■ | ■ |
| | CLI / Telnet / SNMP | ■ | ■ | ■ |
| | IPv6 management | ■ | ■ | ■ |
| | DHCPv4 / v6 server | ■ | ■ | ■ |
| | AMF Master | ■ | ■ | ■ |
| | AMF Member | ■ | ■ | ■ |
| NETWORK RESILIENCE | Spanning Tree | ■ | ■ | ■ |
| | Link aggregation (LACP) | ■ | ■ | ■ |
| | EPSRing | ■ | ■ | ■ |
| | VRRPv3 | ■ | ■ | ■ |
| QoS | IEEE 802.1p priority queues | 8 | 8 | 8 |
| SECURITY | IEEE 802.1Q VLANs | 4K | 4K | 4K |
| | RADIUS / TACACS+ | ■ | ■ | ■ |
| | SSH / SSL | ■ | ■ | ■ |
| | IEEE 802.1x | ■ | ■ | ■ |
| | DoS protection | ■ | ■ | ■ |
| | DHCP snooping | ■ | ■ | ■ |
| ROUTING | Static routes v4 / v6 | ■ | ■ | ■ |
| | RIP / RIPng | ■ | ■ | ■ |
| | OSPFv2 / v3 | ■ | ■ | ■ |
| | BGP4 / BGP4+ | ■ | ■ | ■ |
| | Policy-based routing | ■ | ■ | ■ |
| | VRF Lite | | | |
| MULTICASTING | IGMPv1 / v2 / v3 | ■ | ■ | ■ |
| | MLDv1 / v2 | ■ | ■ | ■ |
| | PIMv4 / PIMv6 | ■ | ■ | ■ |
| | PIM-SSM / PIM-SSMv6 | ■ | ■ | ■ |
| SDN | OpenFlow | ■ | ■ | ■ |

# Intelligent Edge

## IX5-28GPX

Video surveillance PoE switch. An impressive set of features in a high-value package, making it ideal for IP video surveillance applications.

## x320 Series

Allied Telesis x320 Series provide an intelligent smart building solution, with the high power model (90Watts / port) matched with the PoE pass-through model to support building automation.

| FEATURES | | IX5-28GPX | x320-10GH | x320-11GPT |
|---|---|---|---|---|
| FORM FACTOR | | Desktop / rackmount / stack | Rackmount / DIN rail | Rackmount / DIN rail |
| SWITCH FUNCTIONALITY | | Basic Layer 3 | Basic Layer 3 upgradeable to advanced Layer 3 | Basic Layer 3 upgradeable to advanced Layer 3 |
| PORTS AND MEDIA SUPPORT | 10/100/1000T | 24 | 8 | 9 |
| | 100/1000X SFP ports | | 2 | 2 |
| | 1G/10G SFP+ ports | 4 (2 if stacked) | | |
| POWER SUPPLY | PSU type | Dual internal hotswap | External | External or PoE |
| | Additional PSU | PWR800 | PWR300 | |
| POWER OVER ETHERNET | IEEE 802.3af (PoE) | ■ | ■ | ■ (pass-through) |
| | IEEE 802.3at (PoE+) | ■ | ■ | ■ (pass-through) |
| | PoE+ enabled ports | 24 | 8 | 8 |
| | Max PoE+ power | 720W | 720W | 46W |
| | Max full power ports (30W) | 24 | 8 (90 Watts / port) | 1 |
| | Continuous PoE | | ■ | ■ |
| SCALABILITY | MAC address table size | 16K | 16K | 16K |
| | Stacking (VCStack) | ■ (4) | | |
| | Long-distance VCStack | ■ (4) | | |
| | Stacking bandwidth | 40G | | |
| ENVIRONMENTAL | Cooling | Fan | Fanless | Fanless |
| | Temperature range | 0°C to 50°C | -10°C to 55°C | -10°C to 55°C |
| MANAGEMENT | Web GUI | ■ | ■ | ■ |
| | CLI / Telnet / SNMP | ■ | ■ | ■ |
| | IPv6 management | ■ | ■ | ■ |
| | DHCPv4 / v6 server | ■ | ■ | ■ |
| | AMF Member | ■ | ■ | ■ |
| NETWORK RESILIENCE | Spanning Tree | ■ | ■ | ■ |
| | Link aggregation (LACP) | ■ | ■ | ■ |
| | EPSRing | ■ | ■ | ■ |
| | VRRPv3 | ■ | | |
| QoS | IEEE 802.1p priority queues | 8 | 8 | 8 |
| SECURITY | IEEE 802.1Q VLANs | 4K | 4K | 4K |
| | RADIUS / TACACS+ | ■ | ■ | ■ |
| | SSH / SSL | ■ | ■ | ■ |
| | IEEE 802.1x | ■ | ■ | ■ |
| | DoS protection | ■ | ■ | ■ |
| | DHCP snooping | ■ | ■ | ■ |
| ROUTING | Static routes v4 / v6 | ■ | ■ | ■ |
| | RIP / RIPng | | ■ | ■ |
| | OSPFv2 / v3 | | ■ | ■ |
| MULTICASTING | IGMPv1 / v2 / v3 | ■ | ■ | ■ |
| | MLDv1 / v2 | ■ | ■ | ■ |
| | PIMv4 / PIMv6 | | ■ | ■ |
| | PIM-SSM / PIM-SSMv6 | | ■ | ■ |
| SDN | OpenFlow | | ■ | ■ |

## x230 Series

Allied Telesis x230 Series switches provide an excellent access solution for today's networks, supporting Gigabit to the desktop for demanding applications. Compact PoE models enable easy deployment, while connecting and remotely powering devices such as wireless access points, and IP video surveillance cameras at the network edge.

## x220 Series

The Allied Telesis x220 Series are fully managed high-performing Gigabit Layer 3 switches. Integrated security features, and 28 SFP or 48 Gigabit copper ports, enable long-distance fiber, or high-density copper connectivity at the edge of the network.

| FEATURES | | x230-10GT<br>x230-10GP | x230-18GT<br>x230-18GP | x230-28GT<br>x230-28GP | x230L-17GT<br>x230L-26GT | x220-28GS | x220-52GT<br>x220-52GP |
|---|---|---|---|---|---|---|---|
| FORM FACTOR | | Desktop / rackmount | Desktop / rackmount | Desktop / rackmount | Desktop / rackmount | Desktop / rackmount | Desktop / rackmount |
| SWITCH FUNCTIONALITY | | Basic Layer 3 | Basic Layer 3 | Basic Layer 3 | Basic Layer 3 | Basic Layer 3 | Basic Layer 3 |
| PORTS AND MEDIA SUPPORT | 10/100/1000T | 8 | 16 | 24 | 16 (17)<br>24 (26) | | 48 |
| | 100/1000X SFP ports | 2 | 2 | 4 | 1 (17)<br>2 (26) | 28 | 4 |
| | 1G/10G SFP+ ports | | | | | | |
| POWER SUPPLY | PSU type | Single fixed internal | Single fixed internal | Single fixed internal | Single fixed internal | Single fixed internal | Single fixed internal |
| | Additional PSU | | | | | | |
| POWER OVER ETHERNET | IEEE 802.3af (PoE) | ■ (GP) | ■ (GP) | ■ (GP) | | | ■ (GP) |
| | IEEE 802.3at (PoE+) | ■ (GP) | ■ (GP) | ■ (GP) | | | ■ (GP) |
| | PoE+ enabled ports | 8 (GP) | 16 (GP) | 24 (GP) | | | 48 (GP) |
| | Max PoE+ power | 124W (GP) | 247W (GP) | 370W (GP) | | | 740W (GP) |
| | Max full power ports (30W) | 4 (GP) | 8 (GP) | 12 (GP) | | | 24 (GP) |
| | Continuous PoE | | | | | | ■ (GP) |
| SCALABILITY | MAC address table size | 16K | 16K | 16K | 16K | 16K | 16K |
| | Stacking (VCStack) | | | | | | |
| | Long-distance VCStack | | | | | | |
| | Stacking bandwidth | | | | | | |
| ENVIRONMENTAL | Cooling | Fanless (GT), Fan (GP) | Fan | Fan | Fanless | Fan | Fan |
| | Temperature range | 0°C to 50°C | 0°C to 50°C | 0°C to 50°C | 0°C to 40°C | 0°C to 50°C | 0°C to 50°C |
| MANAGEMENT | Web GUI | ■ | ■ | ■ | ■ | ■ | ■ |
| | CLI / Telnet / SNMP | ■ | ■ | ■ | ■ | ■ | ■ |
| | IPv6 management | ■ | ■ | ■ | ■ | ■ | ■ |
| | DHCPv4 / v6 server | | | | | | |
| | AMF Member | ■ | ■ | ■ | ■ | ■ | ■ |
| NETWORK RESILIENCE | Spanning Tree | ■ | ■ | ■ | ■ | ■ | ■ |
| | Link aggregation (LACP) | ■ | ■ | ■ | ■ | ■ | ■ |
| | EPSRing | ■ | ■ | ■ | ■ | ■ | ■ |
| | VRRPv3 | | | | | | |
| QoS | IEEE 802.1p priority queues | 8 | 8 | 8 | 8 | 8 | 8 |
| SECURITY | IEEE 802.1Q VLANs | 4K | 4K | 4K | 4K | 4K | 4K |
| | RADIUS / TACACS+ | ■ | ■ | ■ | ■ | ■ | ■ |
| | SSH / SSL | ■ | ■ | ■ | ■ | ■ | ■ |
| | IEEE 802.1x | ■ | ■ | ■ | ■ | ■ | ■ |
| | DoS protection | ■ | ■ | ■ | ■ | ■ | ■ |
| | DHCP snooping | ■ | ■ | ■ | ■ | ■ | ■ |
| ROUTING | Static routes v4 / v6 | ■ (v4 only) | ■ (v4 only) | ■ (v4 only) | ■ (v4 only) | ■ (v4 only) | ■ (v4 only) |
| | RIP / RIPng | ■ (RIP only) | ■ (RIP only) | ■ (RIP only) | ■ (RIP only) | ■ (RIP only) | ■ (RIP only) |
| | OSPFv2 / v3 | | | | | | |
| MULTICASTING | IGMPv1 / v2 / v3 | ■ (snooping) | ■ (snooping) | ■ (snooping) | ■ (snooping) | ■ (snooping) | ■ (snooping) |
| | MLDv1 / v2 | ■ (snooping) | ■ (snooping) | ■ (snooping) | ■ (snooping) | ■ (snooping) | ■ (snooping) |
| | PIMv4 / PIMv6 | | | | | | |
| | PIM-SSM / PIM-SSMv6 | | | | | | |
| SDN | OpenFlow | ■ | ■ | ■ | ■ | | |

# Intelligent SMB

## XS900MX Series

The XS900MX Series are the ideal 10G access switches for enterprise networks or anywhere a relay switch with 10G uplink is required. The switches also make the ideal core or aggregation switch, to connect servers and storage in a small network. Available with a mix of copper and fiber 10G connectivity options, the XS900MX Series enable a highly flexible and reliable network, which can easily scale to meet increasing traffic demands.

## GS980MX Series

The CentreCOM GS980MX Series feature high-capacity, resiliency and easy management. Power over Ethernet (PoE+) models with Multi-Gigabit support make them an ideal solution for high-speed connectivity at the network edge. With 24 or 48 Gigabit ports and 10 Gigabit uplinks, plus the ability to stack multiple units, the GS980MX Series enable flexible deployment.

**SFP/SFP+ Optics**

Learn more about Allied Telesis pluggable optics on page 40-43.

| FEATURES | | XS916MXS<br>XS916MXT | COMING SOON<br>GS980MX/28<br>GS980MX/28PSm | COMING SOON<br>GS980MX/52<br>GS980MX/52PSm | GS980EM/10H | GS980EM/11PT |
|---|---|---|---|---|---|---|
| SWITCH FUNCTIONALITY | | Basic Layer 3 | Basic Layer 3 | Basic Layer 3 | Basic Layer 3 | Basic Layer 3 |
| PORTS AND MEDIA SUPPORT | 10/100TX | | | | | |
| | 10/100/1000T | | 24 (4 x 100M/1/2.5/5G (PSm)) | 48 (8 x 100M/1/2.5/5G (PSm)) | 8 | 9 |
| | 100/1000X SFP ports | | 2 combo | 2 combo | 2 | 2 |
| | 100M/1G/10G RJ-45 | 12 (MXT)<br>4 (MXS) | | | | |
| | 1G/10G SFP/SFP+ | 4 (MXT)<br>12 (MXS) | 4 | 4 | | |
| POWER SUPPLY | PSU type | Single fixed internal | Single fixed internal | Single fixed internal | External | External or PoE |
| POWER OVER ETHERNET | IEEE 802.3af (PoE) | | ■ (PSm) | ■ (PSm) | ■ | ■ (pass-through) |
| | IEEE 802.3at (PoE+) | | ■ (PSm) | ■ (PSm) | ■ | ■ (pass-through) |
| | PoE+ enabled ports | | 24 (PSm) | 48 (PSm) | 8 | 8 |
| | Max PoE+ power | | 370W (PSm) | 370W (PSm) | 720W | 46W |
| | Max full power ports (30W) | | 12 (PSm) | 12 (PSm) | 8 (90 Watts / port) | 1 |
| | Continuous PoE | | ■ (PSm) | ■ (PSm) | | |
| SCALABILITY | MAC address table size | 16K | 16K | 16K | 16K | 16K |
| | Stacking (VCStack) | ■ (2) | ■ (4) | ■ (4) | | |
| | Stacking bandwidth | 40G | 40G | 40G | | |
| ENVIRONMENTAL | Cooling | Fan | Fan | Fan | Fanless | Fanless |
| | Temperature range | 0°C to 50°C | 0°C to 50°C | 0°C to 50°C | 0°C to 50°C | 0°C to 50°C |
| MANAGEMENT | Web GUI | ■ | ■ | ■ | ■ | ■ |
| | CLI / Telnet / SNMP | ■ | ■ | ■ | ■ | ■ |
| | IPv6 management | ■ | ■ | ■ | ■ | ■ |
| | AMF Member | Edge node | Edge node | Edge node | ■ | ■ |
| NETWORK RESILIENCE | Spanning Tree | ■ | ■ | ■ | ■ | ■ |
| | Link aggregation (LACP) | ■ | ■ | ■ | ■ | ■ |
| | EPSRing | ■ | ■ | ■ | ■ | ■ |
| QoS | IEEE 802.1p priority queues | 8 | 8 | 8 | 8 | 8 |
| SECURITY | IEEE 802.1Q VLANs | 4K | 4K | 4K | 4K | 4K |
| | RADIUS / TACACS+ | ■ | ■ | ■ | ■ | ■ |
| | SSH / SSL | ■ | ■ | ■ | ■ | ■ |
| | IEEE 802.1x | ■ | ■ | ■ | ■ | ■ |
| | DHCP snooping | ■ | ■ | ■ | ■ | ■ |
| ROUTING | Static routes v4 / v6 | ■ (v4 only) | ■ | ■ | ■ (v4 only) | ■ (v4 only) |
| | RIP / RIPng | ■ (RIP only) | ■ (RIP only) | ■ (RIP only) | ■ (RIP only) | ■ (RIP only) |
| MULTICASTING | IGMPv1 / v2 / v3 | ■ (snooping) | ■ (snooping) | ■ (snooping) | ■ | ■ |
| | MLDv1 / v2 | ■ (snooping) | ■ (snooping) | ■ (snooping) | ■ | ■ |

## GS980EM Series

The GS980EM Series of Gigabit Layer 3 Lite pass-through switches are flexible Power over Ethernet switches with capabilities that support IoT device connectivity in today's converged business environments.

## GS980M Series

The GS980M Series of Layer 3 Gigabit switches enable a cost-effective and fully managed network. PoE+ connects and powers end points at the network edge.

## GS970M Series

Allied Telesis CentreCOM GS970M Series switches provide an excellent access solution for today's networks, supporting Gigabit to the desktop for maximum performance. The Power over Ethernet Plus (PoE+) models are ideal solution for connecting and remotely powering wireless access points, IP video surveillance cameras, and IP phones.

## FS980M Series

The FS980M Series switches provide high-performance Fast Ethernet connectivity right where you need it—at the network edge. Flexible and robust, this series provides total security and management features for enterprises of all sizes. Power over Ethernet (PoE) models enable connecting and powering edge devices in video surveillance and Point of Sale (POS) applications.

| FEATURES | | XS916MXS<br>XS916MXT | GS980M/52<br>GS980M/52PS | GS970M/10<br>GS970M/18<br>GS970M/28 | GS970M/10PS<br>GS970M/18PS<br>GS970M/28PS | FS980M/9<br>FS980M/18<br>FS980M/28<br>FS980M/52 | FS980M/9PS<br>FS980M/18PS<br>FS980M/28PS<br>FS980M/52PS | FS980M/28DP |
|---|---|---|---|---|---|---|---|---|
| **SWITCH FUNCTIONALITY** | | Basic Layer 3 | Basic Layer 3 | Basic Layer 3 | Basic Layer 3 | Basic Layer 3 | Basic Layer 3 | Basic Layer 3 |
| **PORTS AND MEDIA SUPPORT** | 10/100TX | | | | | 8 (9), 16 (18), 24 (28), 48 (52) | 8 (9), 16 (18), 24 (28), 48 (52) | 24 |
| | 10/100/1000T | | 48 | 8 (10), 16 (18), 24 (28) | 8 (10), 16 (18), 24 (28) | 1 combo (9)<br>2 combo (18) | 1 combo (9)<br>2 combo (18) | |
| | 100/1000X SFP ports | | 4 | 2 (10 & 18), 4 (28) | 2 (10 & 18), 4 (28) | 1 combo (9), 2 combo (18)<br>4 (28 & 52) | 1 combo (9), 2 combo (18)<br>4 (28 & 52) | 4 |
| | 100M/1G/10G RJ-45 | 12 (MXT)<br>4 (MXS) | | | | | | |
| | 1G/10G SFP/SFP+ | 4 (MXT)<br>12 (MXS) | | | | | | |
| **POWER SUPPLY** | PSU type | Single fixed internal | Single fixed internal | Single fixed internal | Single fixed internal | Single fixed internal | Single fixed internal | Dual fixed internal |
| **POWER OVER ETHERNET** | IEEE 802.3af (PoE) | | ■ (PS) | | ■ | | ■ | ■ |
| | IEEE 802.3at (PoE+) | | ■ (PS) | | ■ | | ■ | ■ |
| | PoE+ enabled ports | | 48 (PS) | | 8 (10), 16 (18), 24 (28) | | 8 (9), 16 (18), 24 (28), 48 (52) | 24 |
| | Max PoE+ power | | 740W (PS) | | 124W (10), 247W (18),<br>370W (28) | | 150W (9), 250W (18)<br>375W (28 & 52) | 375W |
| | Max full power ports (30W) | | 24 (PS) | | 4 (10), 8 (18), 12 (28) | | 4 (9), 8 (18), 12 (28 & 52) | 12 |
| | Continuous PoE | | ■ (PS) | | | | | |
| **SCALABILITY** | MAC address table size | 16K | 16K | 16K | 16K | 16K | 16K | 16K |
| | Stacking (VCStack) | ■ (2) | | | | ■ (4 units) * (28 & 52) | ■ (4 units) * (28 & 52) | ■ (4) |
| | Stacking bandwidth | 40G | | | | 4G (2 x SFP) (28 & 52) | 4G (2 x SFP) (28 & 52) | 4G |
| **ENVIRONMENTAL** | Cooling | Fan | Fan | Fanless (10)<br>Fan (18 & 28) | Fan | Fanless (9, 18 & 28)<br>Fan (52) | Fan | Fan |
| | Temperature range | 0°C to 50°C | 0°C to 50°C | 0°C to 50°C | 0°C to 50°C | 0°C to 50°C | 0°C to 50°C | 0°C to 50°C |
| **MANAGEMENT** | Web GUI | ■ | ■ | ■ | ■ | ■ | ■ | ■ |
| | CLI / Telnet / SNMP | ■ | ■ | ■ | ■ | ■ | ■ | ■ |
| | IPv6 management | ■ | ■ | ■ | ■ | ■ | ■ | ■ |
| | AMF Member | Edge node | Edge node | Edge node | Edge node | Edge node | Edge node | Edge node |
| **NETWORK RESILIENCE** | Spanning Tree | ■ | ■ | ■ | ■ | ■ | ■ | ■ |
| | Link aggregation (LACP) | ■ | ■ | ■ | ■ | ■ | ■ | ■ |
| | EPSRing | ■ | ■ | ■ | ■ | ■ | ■ | ■ |
| **QoS** | IEEE 802.1p priority queues | 8 | 8 | 8 | 8 | 8 | 8 | 8 |
| **SECURITY** | IEEE 802.1Q VLANs | 4K | 4K | 4K | 4K | 4K | 4K | 4K |
| | RADIUS / TACACS+ | ■ | ■ | ■ | ■ | ■ | ■ | ■ |
| | SSH / SSL | ■ | ■ | ■ | ■ | ■ | ■ | ■ |
| | IEEE 802.1x | ■ | ■ | ■ | ■ | ■ | ■ | ■ |
| | DHCP snooping | ■ | ■ | ■ | ■ | ■ | ■ | ■ |
| **ROUTING** | Static routes v4 / v6 | ■ (v4 only) | ■ | ■ (v4 only) | ■ (v4 only) | ■ (v4 only) | ■ (v4 only) | ■ (v4 only) |
| | RIP / RIPng | ■ (RIP only) | ■ (RIP only) | ■ (RIP only) | ■ (RIP only) | ■ (RIP only) | ■ (RIP only) | ■ (RIP only) |
| **MULTICASTING** | IGMPv1 / v2 / v3 | ■ (snooping) | ■ (snooping) | ■ (snooping) | ■ (snooping) | ■ (snooping) | ■ (snooping) | ■ (snooping) |
| | MLDv1 / v2 | ■ (snooping) | ■ (snooping) | ■ (snooping) | ■ (snooping) | ■ (snooping) | ■ (snooping) | ■ (snooping) |

* 4 units stacking is supported in 5.4.7 or later

# WebSmart and Unmanaged SMB

## GS950 Series

The Allied Telesis GS950 Series of PoE+ power Gigabit WebSmart switches deliver up to 30 Watts per port to support video surveillance and security cameras, wireless access points, IP phones, and other PoE-powered devices. The GS950 Series also features IPv6 management and TACACS+ to add an extra layer of security.

## GS920 Series

The Allied Telesis GS920 Series offers secure Gigabit switching solutions for the desktop and small networks. Front-panel DIP switches provide configuration of commonly used features – network device management made easy.

## GS910 Series

The Allied Telesis GS910 Series offers unmanaged Gigabit switching. The GS910 Series delivers the Gigabit performance demanded by today's high-bandwidth applications, such as video, graphics and industrial design. Compact design and silent operation enable deployment in work areas.

| | | GIGABIT ETHERNET | | | |
|---|---|---|---|---|---|
| **FEATURES** | | **GS950/8<br>GS950/16<br>GS950/24<br>GS950/48** | **GS950/10PS<br>GS950/16PS<br>GS950/28PS<br>GS950/48PS** | **GS920/8<br>GS920/16<br>GS920/24** | **GS920/8PS** |
| **PORTS AND MEDIA SUPPORT** | 10/100TX | | | | |
| | 10/100/1000T | 6+2 (8), 14+2 (16)<br>20+4 (24), 44+4 (48) | 8+2 (10), 14+2 (16),<br>24 (28), 44+4 (48) | 8 (8), 16 (16), 24 (24) | 8 |
| | SFP | 2 combo (8 & 16)<br>4 combo (24 & 48) | 2 combo (10 & 16)<br>4 (28), 4 combo (48) | | |
| | 100FX SFP support | ■ | ■ | | |
| **POWER SUPPLY** | | Internal | Internal | Internal | Internal |
| **POWER OVER ETHERNET** | Power over Ethernet (PoE) | | ■ | | ■ |
| | PoE enabled ports | | 8 (10), 16 (16), 24 (28 & 48) | | 8 |
| | IEEE 802.3af (PoE) | | ■ | | ■ |
| | IEEE 802.3at (PoE+) | | ■ | | ■ |
| | Max PoE power | | 75W (10), 185W (16 & 28),<br>370W (48) | | 62W |
| | Max PoE+ enabled ports | | 2 (10), 6 (16), 4 (28), 12 (48) | | 2 |
| **SCALABILITY** | MAC address table size | 8K | 8K | 4K (8), 8K (16 & 24) | 4K |
| **ENVIRONMENTAL** | Cooling | Fanless<br>Fan (48) | Fanless (10)<br>Fan | Fanless | Fanless |
| | Eco-friendly | ■ | ■ | ■ | ■ |
| | Temperature range | 0°C to 40°C | 0°C to 40°C | 0°C to 50°C | 0°C to 50°C |
| **MANAGEMENT** | Web | ■ | ■ | | |
| | SNMPv1 / v2 | ■ v3 | ■ v3 | | |
| **NETWORK RESILIENCE** | Spanning Tree | ■ | ■ | | |
| | Rapid Spanning Tree | ■ | ■ | | |
| | Link aggregation (LACP) | ■ (48) | ■ | | |
| | IGMP snooping (v1 / v2) | ■ | ■ | | |
| | Port setting (speed, availability, flow control) | ■ | ■ | | |
| **QoS** | IEEE 802.1p priority queues | 4 | 4 | | |
| **SECURITY** | IEEE 802.1Q VLANs | 256 | 256 | | |
| | IEEE 802.1x | ■ | ■ | | |
| | RADIUS / DHCP client | ■ | ■ | | |
| **OTHER** | Jumbo frames (9K) | ■ | ■ | ■ | ■ |
| | Port mirroring | ■ | ■ | | |
| | MAC filtering / ingress / egress rate limiting / broadcast storm control | ■ | ■ | | |
| | EAP / BPDU pass-through | | | ■ | ■ |

## FS750 Series

The FS750 Series Fast Ethernet WebSmart switches offer the simplicity of unmanaged switches with the performance and reliability of managed switches, providing an ideal solution for integrating management at the edge of the network. Minimizing power consumption through high efficiency power supplies and low power chipsets, the FS750 Series at the network edge are the ideal cost-effective solution for small businesses.

## FS710 Series

The Allied Telesis CentreCOM FS710 Series is the ideal economical and eco-friendly solution for today's networks, providing an extensive range of cost-effective options. The FS710 Series switches provide easy set-up, with silent operation and simple connectivity for desktop and small to medium network environments.

## FS700 Series

The FS700 Series is easy to set-up with simple connectivity for small to medium-sized networks—with an extensive range of cost-effective options.

| | | GIGABIT ETHERNET | | FAST ETHERNET | | | |
|---|---|---|---|---|---|---|---|
| **FEATURES** | | **GS910/5<br>GS910/8<br>GS910/16<br>GS910/24** | **GS910/5E<br>GS910/8E** | **FS750/20<br>FS750/28** | **FS750/28PS** | **FS710/5<br>FS710/8<br>FS710/16<br>FS710/24** | **FS710/5E<br>FS710/8E<br>FS710/16E** |
| **PORTS AND MEDIA SUPPORT** | 10/100TX | | | 16 (20), 24 (28) | 24 | 5 (5), 8 (8), 16 (16), 24 (24) | 5 (5), 8 (8), 16 (16) |
| | 10/100/1000T | 5 (5), 8 (8), 16 (16), 24 (24) | 5 (5), 8 (8) | 2+2 (combo) | 2+2 (combo) | | |
| | SFP | | | 2 combo | 2 combo | | |
| | 100FX SFP support | | | ■ | ■ | | |
| **POWER SUPPLY** | | Internal | External (high efficiency) | Internal | Internal | Internal | External |
| **POWER OVER ETHERNET** | Power over Ethernet (PoE) | | | | ■ | | |
| | PoE enabled ports | | | | 24 | | |
| | IEEE 802.3af (PoE) | | | | ■ | | |
| | IEEE 802.3at (PoE+) | | | | ■ | | |
| | Max PoE power | | | | 193W | | |
| | Max PoE+ enabled ports | | | | 4 (port 1-4) | | |
| **SCALABILITY** | MAC address table size | 2K (5), 4K (8), 8K (16 & 24) | 2K (5), 4K (8) | 8K | 8K | 2K (5 & 8), 8K (16 & 24) | 2K (5 & 8), 8K (16) |
| **ENVIRONMENTAL** | Cooling | Fanless | Fanless | Fanless | Fan | Fanless | Fanless |
| | Eco-friendly | ■ | ■ | ■ | ■ | ■ | ■ |
| | Temperature range | 0°C to 50°C | 0°C to 50°C | 0°C to 40°C | 0°C to 40°C | 0°C to 50°C | 0°C to 50°C |
| **MANAGEMENT** | Web | | | ■ | ■ | | |
| | SNMPv1 / v2 | | | ■ | ■ | | |
| **NETWORK RESILIENCE** | Spanning Tree | | | ■ | ■ | | |
| | Rapid Spanning Tree | | | ■ | ■ | | |
| | Link aggregation (LACP) | | | ■ | ■ | | |
| | IGMP snooping (v1 / v2) | | | ■ | ■ | | |
| | Port setting (speed, availability, flow control) | | | ■ | ■ | | |
| **QoS** | IEEE 802.1p priority queues | | | 4 | 4 | | |
| **SECURITY** | IEEE 802.1Q VLANs | | | 256 | 256 | | |
| | IEEE 802.1x | | | ■ | ■ | | |
| | RADIUS / DHCP client | | | ■ | ■ | | |
| **OTHER** | Jumbo frames (9K) | ■ | ■ | ■ | ■ | ■ | ■ |
| | Port mirroring | | | ■ | ■ | | |
| | MAC filtering / ingress / egress rate limiting / broadcast storm control | | | ■ | ■ | | |
| | EAP / BPDU pass-through | ■ | ■ | | | ■ | ■ |

# Industrial

Our ruggedized Industrial Ethernet switches are built for enduring performance in harsh environments, such as those found in manufacturing, transportation and physical security. Offering high throughput, rich functionality and advanced security features.

## IE Series

The Allied Telesis IE Series is built for performance in harsh environments, and deliver the performance and reliability demanded by industrial deployments. They run AlliedWare Plus Operating System to provides the switch with high performing functionality.

| FEATURES | | IE510-28GSX | IE340L-18GP | IE340-12GP<br>IE340-12GT<br>IE340-20GP | IE210L-10GP<br>IE210L-18GP | IE200-6FP<br>IE200-6FT<br>IE200-6GP<br>IE200-6GT |
|---|---|---|---|---|---|---|
| **FORM FACTOR** | | Desktop / rackmount | DIN rail / wallmount | DIN rail / wallmount | Desktop / rackmount | DIN rail / wallmount |
| **SWITCH FUNCTIONALITY** | | Basic Layer 3, upgradeable | Basic Layer 3, upgradeable | Basic Layer 3, upgradeable | Basic Layer 2, upgradeable | Basic Layer 2, upgradeable |
| **PORTS AND MEDIA SUPPORT** | 10/100TX | | | | | 4 (6FP & 6FT) |
| | 10/100/1000T | | 16 | 8 (12GP & 12GT)<br>16 (20GP) | 8 (10GP)<br>16 (18GP) | 4 (6GP & 6GT) |
| | 100FX | | | | | |
| | 100/1000X SFP | 24 | 2 (1000X) | 4 | 2 | 2 |
| | 1G/10G SFP+ | 4 (2 if stacked) | | | | |
| **POWER SUPPLY** | Input voltage | DC | DC | DC | AC, fixed internal | DC |
| | Redundant power input | ■ | ■ | ■ | | ■ |
| **POWER OVER ETHERNET** | IEEE 802.3af (PoE) | | ■ | ■ (GP) | ■ | ■ (FP & GP) |
| | IEEE 802.3at (PoE+) | | ■ | ■ (GP) | ■ | ■ (FP & GP) |
| | Power budget | | 240W | 240W (GP) | 124W (10)<br>247W (18) | 120W (FP & GP) |
| | Enabled ports | | 16 | 8 (12GP)<br>16 (20GP) | 8 (10)<br>16 (18) | 4 (FP & GP) |
| | Max port count @15W (PoE) | | 16 | 8 (12GP)<br>16 (20GP) | 8 (10)<br>16 (18) | 4 (FP & GP) |
| | Max port count @30W (PoE+) | | 8 | 8 (GP) | 4 (10)<br>8 (18) | 4 (FP & GP) |
| | Continuous PoE | | ■ | ■ (GP) | | ■ (FP & GP) |
| **SCALABILITY** | MAC address table size | 16K | 16K | 16K | 16K | 2K |
| | Stacking (VCStack) | ■ (4) | | | | |
| | Long-distance VCStack | ■ (4) | | | | |
| | Stacking bandwidth | 40G (2 x SFP+) | | | | |
| **ENVIRONMENTAL** | Cooling | Fan | Fanless | Fanless | Fan | Fanless |
| | Temperature range | -40°C to 75°C | -40°C to 65°C | -40°C to 75°C | 0°C to 65°C | -40°C to 75°C |
| **MANAGEMENT** | Web GUI | ■ | ■ | ■ | ■ | ■ |
| | CLI / Telnet / SNMP | ■ | ■ | ■ | ■ | ■ |
| | IPv6 management | ■ | ■ | ■ | ■ | ■ |
| | DHCPv4/v6 server | ■ | ■ | ■ | ■ | |
| | AMF Member | ■ | ■ | ■ | ■ | ■ |
| **NETWORK RESILIENCE** | Spanning Tree | ■ | ■ | ■ | ■ | ■ |
| | Link aggregation (LACP) | ■ | ■ | ■ | ■ | ■ |
| | EPSRing | ■ | ■ | ■ | ■ | ■ |
| | ITU-T G.8032 with Ethernet CFM | ■ | ■ | ■ | ■ | |
| | VRRPv3 | ■ | ■ | ■ | | |
| | MRP (Media Redundancy Protocol) | ■ | ■ | ■ | | |
| **QoS** | IEEE 802.1p priority queues | 8 | 8 | 8 | 8 | 8 |
| **SECURITY** | IEEE 802.1Q VLANs | 4K | 4K | 4K | 2K | 2K |
| | RADIUS / TACACS+ | ■ | ■ | ■ | ■ | ■ |
| | SSH / SSL | ■ | ■ | ■ | ■ | ■ |
| | IEEE 802.1x | ■ | ■ | ■ | ■ | ■ |
| | DoS protection | ■ | ■ | ■ | ■ | ■ |
| | DHCP snooping | ■ | ■ | ■ | ■ | ■ |
| **ROUTING** | Static routes v4 / v6 | ■ | ■ | ■ | | |
| | RIP / RIPng | ■ | ■ | ■ | | |
| | OSPFv2 / v3 | ■ | ■ | ■ | | |
| | Policy-based routing | ■ | | | | |
| | BGP | | ■ | ■ | | |
| **MULTICASTING** | IGMPv1 / v2 / v3 | ■ | ■ | ■ | ■ | ■ |
| | MLDv1 / v2 | ■ | ■ | ■ | ■ | ■ |
| | PIMv4 / PIMv6 | ■ | ■ | ■ | | |
| | PIM-SSM / PIM-SSMv6 | ■ | ■ | ■ | | |

## IS Series

The Allied Telesis IS Series is engineered for its easy deployment and reliable operation and has the features, performance and operating characteristics for deployment in harsh environments.

## IA810M

The Allied Telesis CentreCOM IA810M switches are a cost-effective solution for industrial environments. They provide enduring performance in harsh environments, such as those found in manufacturing, transportation and physical security.

| FEATURES | | IS230-10GP | IS130-6GP | IA810M |
|---|---|---|---|---|
| FORM FACTOR | | DIN rail / wallmount | DIN rail / wallmount | DIN rail/wallmount |
| SWITCH FUNCTIONALITY | | Layer 2 | Layer 2, unmanaged | Layer 2 |
| PORTS AND MEDIA SUPPORT | 10/100TX | | | 8 |
| | 10/100/1000T | 8 + 2 combo | 5 | |
| | 100FX | | | 2 (LC) |
| | 100/1000X SFP | 2 combo | 1 | |
| | 1G/10G SFP+ | | | |
| POWER SUPPLY | Input voltage | DC | DC | DC |
| | Redundant power input | ■ | ■ | |
| POWER OVER ETHERNET | IEEE 802.3af (PoE) | ■ | ■ | |
| | IEEE 802.3at (PoE+) | ■ | ■ | |
| | Power budget | 120W | 90W | |
| | Enabled ports | 8 | 4 | |
| | Max port count @15W (PoE) | 8 | 4 | |
| | Max port count @30W (PoE+) | 4 | 3 | |
| | Continuous PoE | | | |
| SCALABILITY | MAC address table size | 8K | 2K | 8K |
| | Stacking (VCStack) | | | |
| | Long-distance VCStack | | | |
| | Stacking bandwidth | | | |
| ENVIRONMENTAL | Cooling | Fanless | Fanless | Fanless |
| | Temperature range | -40°C to 75°C | -40°C to 75°C | 0°C to 60°C |
| MANAGEMENT | Web GUI | ■ | | ■ |
| | CLI / Telnet / SNMP | ■ | | ■ |
| | IPv6 management | | | |
| | DHCPv4/v6 server | ■ (v4 only) | | |
| | AMF Member | | | |
| NETWORK RESILIENCE | Spanning Tree | ■ | | ■ |
| | Link aggregation (LACP) | ■ | | ■ (static) |
| | EPSRing | ■ (aware) | | ■ (aware) |
| | ITU-T G.8032 with Ethernet CFM | ■ (future) | | |
| | VRRPv3 | | | |
| | MRP (Media Redundancy Protocol) | | | |
| QoS | IEEE 802.1p priority queues | 8 | | 8 |
| SECURITY | IEEE 802.1Q VLANs | 256 | | 256 |
| | RADIUS / TACACS+ | ■ (RADIUS only) | | |
| | SSH / SSL | ■ | | |
| | IEEE 802.1x | ■ | | |
| | DoS protection | ■ | | |
| | DHCP snooping | | | |
| ROUTING | Static routes v4 / v6 | | | |
| | RIP / RIPng | | | |
| | OSPFv2 / v3 | | | |
| | Policy-based routing | | | |
| | BGP | | | |
| MULTICASTING | IGMPv1 / v2 / v3 | ■ (snooping) | | ■ (snooping) |
| | MLDv1 / v2 | ■ (snooping) | | |
| | PIMv4 / PIMv6 | | | |
| | PIM-SSM / PIM-SSMv6 | | | |

**SFP/SFP+ Optics**

Learn more about Allied Telesis pluggable optics on pages 40-43.

# Distributed Network Core

## KEY SOLUTION

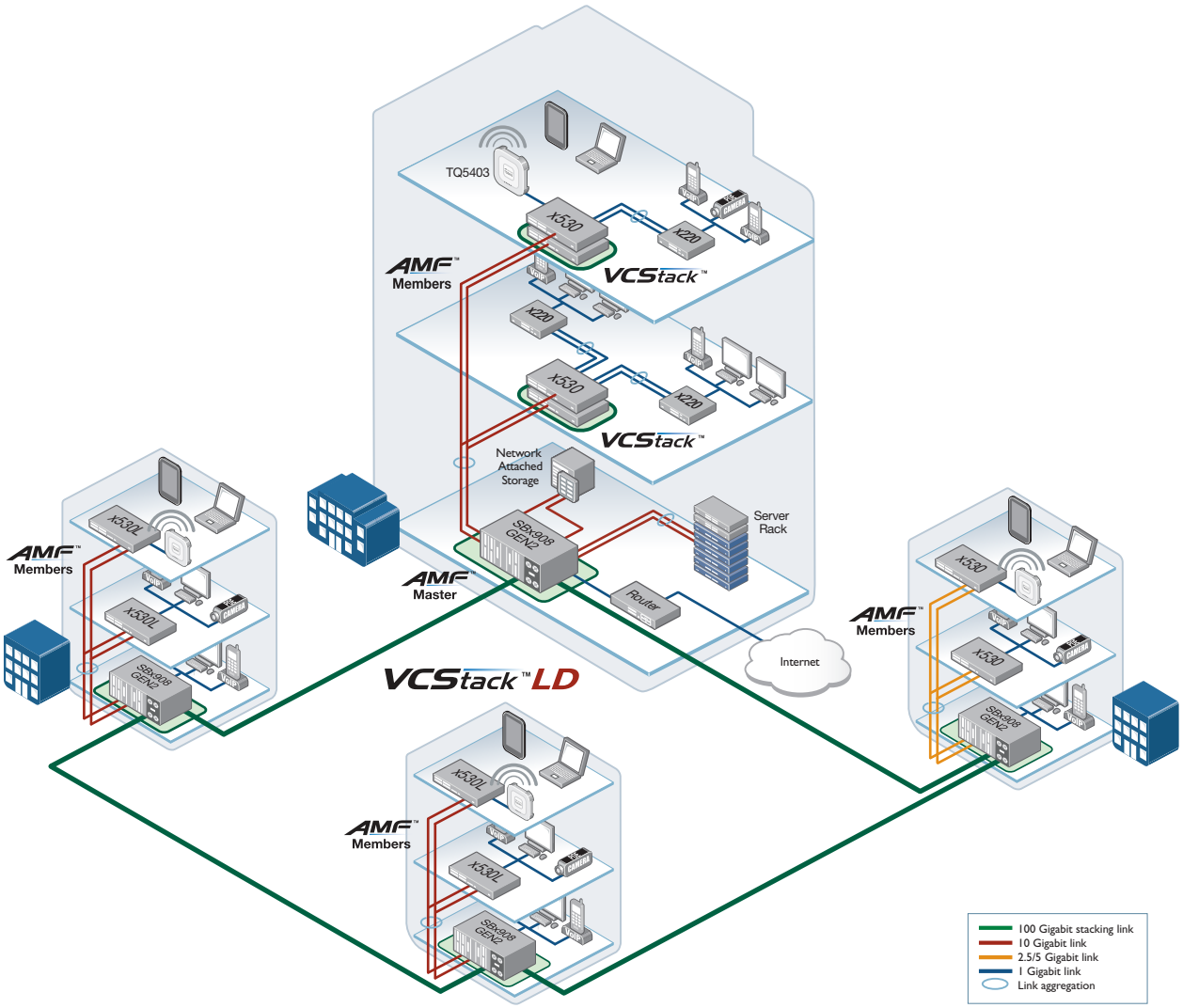


Today's large enterprises demand ready access to online resources and applications, and require a high-performing network that can seamlessly carry multiple converged services. This campus solution uses the SwitchBlade x908 GEN2 and long-distance Virtual Chassis Stacking (VCStack LD)—ideal for a distributed network core that provides high availability, increased capacity and ease of management.

Using VCStack at the core of the network allows multiple switches to appear as a single virtual chassis, simplifying management. In normal operation, the full bandwidth of the network is used, ensuring always-available online services. Seamless wireless access, and the convergence of business data, voice, and video surveillance traffic on the network, are easily supported with this powerful solution.

AMF allows the entire network to be unified for ease of management. The SwitchBlade x908 GEN2 acts as the AMF Master, automatically backing up the entire network, and enabling plug-and-play networking with zero-touch expansion and recovery.

The SwitchBlade x908 GEN2 delivers a protocol-less and Active/Active campus backbone solution, with high performance and flexible scalability.

# Security Appliances

## Protection, security, and traffic optimization across your entire WAN.

The comprehensive, high-performance Allied Telesis AR Series features UTM firewalls and conventional secure VPN routers. Both product types offer functions such as advanced routing, QoS, IPv6, and advanced security, which includes firewall and VPN services. Software-Defined WAN (SD-WAN) reduces the cost and complexity of inter-branch connectivity, with traffic load-balancing and automated optimization of preferred applications.

Our UTM (Unified Threat Management) firewalls are an ideal integrated security platform for today's networks, with an application-aware firewall, threat protection and secure remote access combined with routing and switching.

AR Series products are able to deliver the breadth of functionality that small- and medium-sized businesses require at a price point they can afford, and with a proven reliability that makes Allied Telesis a trusted networking partner.

AMF™

AlliedWare Plus™ OPERATING SYSTEM

SD-WAN

# Firewalls and Routers

## AR1050V

The Allied Telesis AR1050V Secure Virtual Private Network (VPN) router is the ideal secure gateway for modern businesses. Integrated firewall and VPN functionality is combined with routing and switching, providing an innovative solution that is easy to use and very secure.

COMING SOON

| | | UTM FIREWALLS | | | VPN ROUTERS | | |
|---|---|---|---|---|---|---|---|
| **FEATURES** | | **AR4050S-5G** | **AR4050S** | **AR3050S** | **AR2050V** | **AR2010V** | **AR1050V** |
| **FORM FACTOR** | | Desktop / rackmount | Desktop / rackmount | Desktop / rackmount | Desktop / rackmount | Desktop / DIN rail | Desktop / rackmount |
| **WAN PORTS** | 10/100/1000T | | 2 combo | 2 combo | 1 | 1 | 1 |
| | 100/1000X (SFP) | | 2 combo | 2 combo | | | |
| | WAN bypass | | 2 | 2 | 1 | 1 | |
| | 4G / 5G mobile (via SIM card) | Dual SIM card slots | | | | | |
| **LAN PORTS** | 10/100/1000T | 8 | 8 | 8 | 4 | 1 | 4 |
| **MEDIA SUPPORT** | USB port | 1 | 1 | 1 | 1 | 1 | 1 |
| | SDHC slot | | 1 | 1 | | | |
| **POWER SUPPLY** | | Fixed internal | Fixed internal | Fixed internal | Fixed internal | AC adapter or DC inlet | Fixed internal |
| **ENVIRONMENTAL** | Temperature range | 0°C to 50°C | 0°C to 50°C | 0°C to 50°C | 0°C to 45°C | 0°C to 50°C | 0°C to 40°C |
| | Cooling | Speed-controlled fan | Speed-controlled fan | Speed-controlled fan | Fanless | Fanless | Fanless |
| **PERFORMANCE** | CPU | Quad-core 1.5GHz | Quad-core 1.5GHz | Dual-core 800MHz | Dual-core 800MHz | Dual-core 800MHz | Single-core 1GHz |
| | RAM | 2 GB | 2 GB | 1 GB | 512 MB | 512 MB | 512 MB |
| | Throughput | See table below | See table below | See table below | See table below | See table below | See table below |
| **MANAGEMENT** | Console port | RJ-45 | RJ-45 | RJ-45 | RJ-45 | RJ-45 | RJ-45 |
| | Web-based GUI | ■ | ■ | ■ | ■ | ■ | ■ |
| | CLI | ■ | ■ | ■ | ■ | ■ | ■ |
| | SNMP | ■ | ■ | ■ | ■ | ■ | ■ |
| | Telnet / SSH | ■ | ■ | ■ | ■ | ■ | ■ |
| | AMF | ■ (Master support) | ■ (Master support) | ■ | ■ | ■ | ■ |
| | AWC wireless device management | ■ | ■ | ■ | ■ | ■ | |
| **NETWORK RESILIENCE** | VRRP and VRRPv3 | ■ | ■ | ■ | ■ | ■ | |
| | Spanning Tree | ■ | ■ | ■ | ■ | ■ | |
| **THREAT PROTECTION** | Anti-virus | ■ | ■ | | | | |
| | Anti-malware | ■ | ■ | ■ | | | |
| | IDS / IPS | ■ | ■ | ■ | ■ | ■ | ■ |
| | IP reputation | ■ | ■ | ■ | | | |
| | Automatic threat updates | ■ | ■ | ■ | | | |
| **SECURITY** | IEEE 802.1Q VLANs | ■ | ■ | ■ | ■ | ■ | ■ |
| | RADIUS / TACACS+ | ■ | ■ | ■ | ■ | ■ | |
| **QoS** | | ■ | ■ | ■ | ■ | ■ | |
| **FIREWALL** | Firewall | ■ | ■ | ■ | ■ | ■ | ■ |
| | Application control | ■ | ■ | ■ | | | |
| | URL filter (URL black list / white list) | ■ | ■ | ■ | ■ | ■ | ■ |
| | Web content control and IP reputation | ■ | ■ | ■ | | | |
| | Traffic shaping | ■ | ■ | ■ | ■ | ■ | |
| | DMZ | ■ | ■ | ■ | ■ | ■ | |
| | Port forwarding | ■ | ■ | ■ | ■ | ■ | ■ |
| | Dynamic NAPT | ■ | ■ | ■ | ■ | ■ | ■ |
| **TUNNELLING** | IPsec VPN tunnels | ■ | ■ | ■ | ■ | ■ | ■ |
| | SSL / TLS VPN tunnels | ■ | ■ | ■ | ■ | ■ | |
| | L2TPv3 | ■ | ■ | ■ | ■ | ■ | |
| | GRE | ■ | ■ | ■ | ■ | ■ | |
| **ROUTING** | Static routing | ■ | ■ | ■ | ■ | ■ | ■ |
| | RIP / RIPng | ■ | ■ | ■ | ■ | ■ | |
| | OSPFv2 / OSPFv3 | ■ | ■ | ■ | ■ | ■ | |
| | BGP4 / BGP4+ | ■ | ■ | ■ | ■ | ■ | |
| | IGMP | ■ | ■ | ■ | ■ | ■ | |
| | PIMv4 / PIMv6 | ■ | ■ | ■ | ■ | ■ | |
| | Bridging (LAN / WAN) | ■ | ■ | ■ | ■ | ■ | ■ |
| | PPPoE | ■ | ■ | ■ | ■ | ■ | ■ |
| | DHCPv4/v6 client, server, relay | ■ | ■ | ■ | ■ | ■ | ■ |
| **PERFORMANCE** | | **AR4050S-5G** | **AR4050S** | **AR3050S** | **AR2050V** | **AR2010V** | **AR1050V** |
| **FIREWALL THROUGHPUT (RAW)** | | 1.9Gbps | 1.9Gbps | 750Mbps | 750Mbps | 750Mbps | 480Mbps |
| **FIREWALL THROUGHPUT (APP CONTROL)** | | 1.8Gbps | 1.8Gbps | 700Mbps | | | |
| **CONCURRENT SESSIONS** | | 300,000 | 300,000 | 100,000 | 100,000 | 100,000 | 100,000 |
| **NEW SESSIONS PER SECOND** | | 12,000 | 12,000 | 3,600 | 3,600 | 3,600 | 3,600 |
| **IPS THROUGHPUT** | | 750Mbps | 750Mbps | 220Mbps | 200Mbps | 200Mbps | 135Mbps |
| **IP REPUTATION THROUGHPUT** | | 1Gbps | 1Gbps | 350Mbps | | | |
| **MALWARE PROTECTION THROUGHPUT** | | 1.3Gbps | 1.3Gbps | 300Mbps | | | |
| **VPN THROUGHPUT** | | 1Gbps | 1Gbps | 400Mbps | 400Mbps | 400Mbps | 180Mbps |

# Wireless

## Support the growing demands of your network with our innovative, high performance wireless solutions.

The broad portfolio of Allied Telesis wireless products provides customers with high performance and low operating costs. Optimized for deployment across most environments, Allied Telesis wireless solutions are ideal for every application — from offices to classrooms, from distributed retail stores to large hospitals and campuses, and from warehouses to convention centers and sports arenas/stadiums. Advanced software features and a broad range of accessories meet the demands of SOHO to enterprise-class networks.

# Wireless Access Points

## TQ Series

Allied Telesis TQ Series enterprise class wireless access points support the latest IEEE 802.11ac standards, doubling the raw wireless capacity available with an IEEE 802.11n access point. With flexible deployment modes: standalone, AP-cluster, or controlled by the AWC WLAN controller, TQ Series access points are suitable for a wide variety of environments — from small offices to large campuses.




### TQ5403

The innovative Channel Blanket hybrid mode of the TQ5403 enables optimized wireless networking for all environments. By allowing simultaneous multi-channel and single-channel WLAN connectivity from the same access point, network administrators can combine the performance attributes of the two architectures to best suit their specific deployment requirements.

Wi Fi CERTIFIED

| | | ENTERPRISE CLASS | | | |
|---|---|---|---|---|---|
| **FEATURES** | | **TQ6602** | **TQ5403e** | **TQ5403** | **TQ1402** |
| **FORM FACTOR** | | Desktop / wallmount / ceiling mount | Pole / wallmount | Desktop / wallmount / ceiling mount | Desktop / wallmount / ceiling mount |
| **PORTS AND MEDIA SUPPORT** | Ethernet | 1 x 100M / 1G / 2.5G / 5G | 1 × 10/100/1000T | 2 × 10/100/1000T (1 x PoE - in port) | 1 × 10/100/1000T |
| | Wireless radio 1 (2.4GHz) | Wi-Fi 6 @ 1150Mbps (4x4:4 MU-MIMO) | Wi-Fi 4 @ 300Mbps (2x2:2 MIMO) | Wi-Fi 4 @ 300Mbps (2x2:2 MIMO) | Wi-Fi 4 @ 300Mbps (2x2:2 MIMO) |
| | Wireless radio 2 (5GHz) | Wi-Fi 6 @ 2400Mbps (4x4:4 MU-MIMO) | Wi-Fi 5 Wave 2 @ 867Mbps (2x2:2 MU-MIMO) | Wi-Fi 5 Wave 2 @ 867Mbps (2x2:2 MU-MIMO) | Wi-Fi 5 Wave 2 @ 867Mbps (2x2:2 MU-MIMO) |
| | Wireless radio 3 (5GHz) | | Wi-Fi 5 Wave 2 @ 867Mbps (2x2:2 MU-MIMO) | Wi-Fi 5 Wave 2 @ 867Mbps (2x2:2 MU-MIMO) | |
| **POWER SUPPLY** | | IEEE 802.3at PoE (PD) / AC adapter | IEEE 802.3at PoE (PD) | IEEE 802.3at PoE (PD) / AC adapter | IEEE 802.3at PoE (PD) / AC adapter |
| **ENVIRONMENTAL** | Indoor / outdoor usage | Indoor | Outdoor | Indoor | Indoor |
| | Temperature range | PoE: 0°C to 50°C<br>AC adapter: 0°C to 45°C | -40°C to 65°C | PoE: 0°C to 50°C<br>AC adapter: 0°C to 45°C | PoE: 0°C to 50°C<br>AC adapter: 0°C to 45°C |
| **MANAGEMENT** | Operations management | Standalone / controlled mode | Standalone / controlled mode | Standalone / controlled mode | Standalone / controlled mode |
| | Web-based GUI | HTTP, HTTPS | HTTP, HTTPS | HTTP, HTTPS | HTTP, HTTPS |
| | SNMP | v1, v2c | v1, v2c | v1, v2c | v1, v2c |
| | Vista Manager EX + AWC | ■ | ■ | ■ | ■ |
| | Vista Manager Lite + AWC | ■ | ■ | ■ | ■ |
| **SECURITY** | RADIUS / IEEE 802.1x / SSL | ■ | ■ | ■ | ■ |
| | Encryption AES | WEP - WPA/WPA2: CCMP (AES), TKIP WPA3: CCMP (AES/CNSA) | WEP - WPA/WPA2: CCMP (AES), TKIP | WEP - WPA/WPA2: CCMP (AES), TKIP | WEP - WPA/WPA2: CCMP (AES), TKIP |
| | MAC filtering | ■ | ■ | ■ | ■ |
| **BRIDGING** | VLAN | ■ | ■ | ■ | ■ |
| **WIRELESS** | AWC-CB Channel Blanket | ■ | ■ | ■ | ■ |
| | AWC-SC Smart Connect | ■ | ■ | ■ | ■ |
| | IEEE 802.11e (WMM) | ■ | ■ | ■ | ■ |
| | IEEE 802.11i (enhanced security) | ■ | ■ | ■ | ■ |
| | Mode: infrastructure | Access point | Access point | Access point | Access point |
| | Wireless Distribution System (WDS) | ■ | ■ | ■ | ■ |
| | Captive portal | ■ | ■ | ■ | ■ |
| | Virtual AP | 8 | 8 | 8 | 8 |
| | Passpoint Certified | ■ | ■ | ■ | |
| | VLAN to Virtual AP mapping | ■ | ■ | ■ | ■ |
| | Regulatory domain compliance | ■ | ■ | ■ | ■ |
| | Rogue AP detection | ■ through AWC | ■ through AWC | ■ through AWC | ■ through AWC |
| | Antenna | 4 × 2.4GHz (3.43dBi) / 4 × 5GHz (4.75dBi), embedded antennas | 2 × 2.4GHz (5.2dBi) / 4 × 5GHz (6.91dBi), external antennas | 2 × 2.4GHz (3.95dBi) / 4 × 5GHz (4.2dBi), embedded antennas | 2 × 2.4GHz (1.9dBi) / 4 × 5GHz (3.7dBi), embedded antennas |
| | Antenna diversity mode | ■ | ■ | ■ | ■ |
| | Wi-Fi certified | ■ | ■ | ■ | ■ |
| | Cisco mounting bracket adapter | ■ | | ■ | ■ |
| | Fortinet mounting bracket adapter | ■ | | ■ | ■ |

## BRKT-CONV-AP1

Mounting adapter to install TQ Series access points on existing Fortinet and Cisco brackets, to replace a legacy installation without installing a new bracket on the wall or on the ceiling. The adapter can be installed over:

Cisco Bracket:
AIR-AP-BRACKET-1
AIR-AP-BRACKET-2

Fortinet Bracket:
650-00234

## TQ6602

The innovative TQ6602 is the world's first Wi-Fi 6 AP to support multichannel, single-channel (Channel Blanket) and hybrid operation (the simultaneous use of multi-channel and Channel Blanket). This powerful solution combines maximum performance and seamless roaming to enable the most flexible wireless networks available, and the best possible user experience.

Wi Fi 6 CERTIFIED

# PoE Injector

Feeding protected PoE to any Fast and Gigabit Ethernet equipment without having to replace non-PoE switches.

COMING SOON

| FEATURES | | 6101GP | 7101GHTm |
|---|---|---|---|
| FORM FACTOR | | Desktop | Desktop |
| PORTS AND MEDIA SUPPORT | 10/100/1000T | 1 | |
| | 10/100/1000T / 2.5G / 5G Base-T | | 1 |
| POWER SUPPLY | PSU type | Fixed internal | External |
| POWER OVER ETHERNET | IEEE 802.3af | ■ | ■ |
| | IEEE 802.3at | ■ | ■ |
| | IEEE 80.3BT | | ■ |
| | PoE-enabled ports | 1 | 1 |
| | Max number of full power ports | 1 | 1 |
| | Mode | B | ■ |
| | PoE power | 30W | 60W |
| ENVIRONMENTAL | Cooling | Fanless | Fanless |
| MANAGEMENT | | Unmanaged | Unmanaged |

| | | SMB | |
|---|---|---|---|
| FEATURES | | TQm5403 | TQm1402 |
| FORM FACTOR | | Desktop / wallmount / ceiling mount | Desktop / wallmount / ceiling mount |
| PORTS AND MEDIA SUPPORT | Ethernet | 2 × 10/100/1000T (1 x PoE - in port) | 1 × 10/100/1000T |
| | Wireless radio 1 (2.4GHz) | Wi-Fi 4 @ 300Mbps (2x2:2 MIMO) | Wi-Fi 4 @ 300Mbps (2x2:2 MIMO) |
| | Wireless radio 2 (5GHz) | Wi-Fi 5 Wave 2 @ 867Mbps (2x2:2 MU-MIMO) | Wi-Fi 5 Wave 2 @ 867Mbps (2x2:2 MU-MIMO) |
| | Wireless radio 3 (5GHz) | Wi-Fi 5 Wave 2 @ 867Mbps (2x2:2 MU-MIMO) | |
| POWER SUPPLY | | IEEE 802.3at PoE (PD) / AC adapter | IEEE 802.3at PoE (PD) / AC adapter |
| ENVIRONMENTAL | Indoor / outdoor usage | Indoor | Indoor |
| | Temperature range | PoE: 0ºC to 50ºC<br>AC adapter: 0ºC to 45ºC | PoE: 0ºC to 50ºC<br>AC adapter: 0ºC to 45ºC |
| MANAGEMENT | Operations management | Standalone / controlled mode | Standalone / controlled mode |
| | Web-based GUI | HTTP, HTTPS | HTTP, HTTPS |
| | SNMP | v1, v2c | v1, v2c |
| | Vista Manager EX + AWC | ■ | ■ |
| | Vista Manager Lite + AWC | ■ | ■ |
| SECURITY | RADIUS / IEEE 802.1x / SSL | ■ | ■ |
| | Encryption AES | WEP - WPA/WPA2: CCMP (AES), TKIP | WEP - WPA/WPA2: CCMP (AES), TKIP |
| | MAC filtering | ■ | ■ |
| BRIDGING | VLAN | ■ | ■ |
| WIRELESS | AWC-CB Channel Blanket | | |
| | AWC-SC Smart Connect | ■ | ■ |
| | IEEE 802.11e (WMM) | ■ | ■ |
| | IEEE 802.11i (enhanced security) | ■ | ■ |
| | Mode: infrastructure | Access point | Access point |
| | Wireless Distribution System (WDS) | ■ | ■ |
| | Captive portal | ■ | ■ |
| | Virtual AP | 8 | 8 |
| | Passpoint Certified | ■ | |
| | VLAN to Virtual AP mapping | ■ | ■ |
| | Regulatory domain compliance | ■ | ■ |
| | Rogue AP detection | ■ through AWC | ■ through AWC |
| | Antenna | 2 × 2.4GHz (3.95dBi) / 4 × 5GHz (4.2dBi), embedded antennas | 2 × 2.4GHz (1.9dBi) / 4 × 5GHz (3.7dBi), embedded antennas |
| | Antenna diversity mode | ■ | ■ |
| | Wi-Fi certified | ■ | ■ |
| | Cisco mounting bracket adapter | ■ | ■ |
| | Fortinet mounting bracket adapter | ■ | ■ |

## What is Wi-Fi 6?

IEEE 802.11ax Wi-Fi 6 wireless connectivity delivers performance and throughput that is four times faster than IEEE 802.11ac devices. In crowded wireless environments, efficient bandwidth distribution is important. Bi-directional Multi-user MIMO technology simultaneously communicates with multiple clients at once, reducing contention and improving capacity and throughput.

Wi Fi 6 CERTIFIED

**PoE MODE**
A: Feeding and receiving power on data pairs
B: Feeding and receiving power on spare pairs

**PSE**
Power Sourcing Equipment feeding power to a Powered Device.

**PD**
Powered Device receives power from Power Sourcing Equipment.

**WMM**
Wireless Multimedia is a Wi-Fi Alliance interoperability certification that provides basic Quality of Service (QoS) to applications running over Wi-Fi.

# Wireless Controllers

**AUTONOMOUS WAVE CONTROL (AWC)**

Allied Telesis AWC is an advanced network technology that utilizes Artificial Intelligence (AI) to deliver significant improvements in wireless network connectivity and performance while reducing deployment and operating costs. AWC regularly analyses coverage gaps and Access Point (AP) interference, and automatically optimizes the Wi-Fi network to deliver a high-quality user experience that responds to network configuration changes, and bandwidth demands from wireless devices.

## No Compromise Wi-Fi

Commonly used multi-channel wireless APs offer high throughout, but complex deployment and radio interference can reduce overall effectiveness. Single-channel wireless networks provide reliable roaming, but less throughput.

Our world-first hybrid Wi-Fi solution enables multi-channel and single-channel wireless connectivity on the same APs for maximum performance where you need it, and seamless roaming for critical applications. Unified management of the hybrid APs by AWC enables self-optimization of the entire wireless network with no administrator input.

## Wireless Controllers

Centrally manage an innovative Allied Telesis wireless solution with the AWC plug-in for Vista Manager EX, our single-pane-of-glass graphical network management tool. Or for smaller networks, AWC-Lite is built right into the Device GUI that runs on a number of our switches, firewalls, and routers.

*Enjoy the power of AWC for industry-leading Wi-Fi optimization, automation, and performance.*

## AWC-CB Channel Blanket

AWC Channel Blanket utilizes the same radio channel for all access points, forcing the wireless controller to manage overlapping and interfering channels. The use of a single channel minimizes the access point placement issues and implements a roaming free network. The clients are always connected to the same virtual access point independently from the physical access point.

## AWC-SC Smart Connect

AWC Smart Connect takes wireless automation to another level, with simple plug-and-play deployment requiring only a power connection to grow your wireless network. Our advanced APs communicate with each other wirelessly for optimal throughput back to the wired network.

## AWC-SCL Smart Cluster

AWC Smart Cluster provides a controller-less wireless network with up to five Access Points. AWC Smart Cluster uses single-channel technology to minimize the installation effort and avoid the time required for an accurate cell planning. This smart cluster technology is available exclusively on our TQ1402 model.

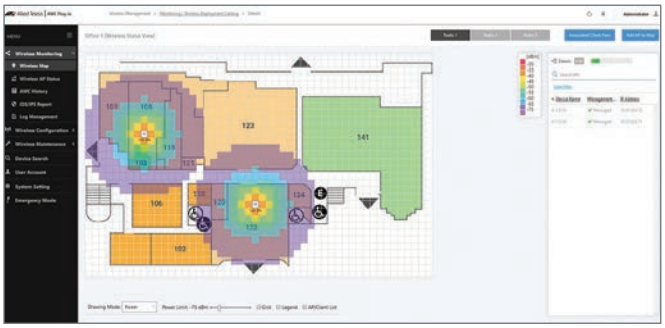

Visualize AP deployment with wireless floor and heat maps

# Multiservice Access

A smarter, feature-rich and flexible approach to delivering subscriber services.

IP is driving new, innovative services and applications. Converged services and real-time communications are changing lifestyles, along with the type of network required to deliver them. Service providers face the challenge of re-architecting the access network to meet today's IP-driven broadband service, such as IP Triple Play, and at the same time try to anticipate the requirements for the "next new service." Selecting the best platform and technology becomes critical to protecting investments and responding competitively to new service needs.

The rapid changes from broadcast to on-demand video and from surfing the Web to content sharing have not only increased demands for bandwidth, but created greater needs to manage converged IP services. If a service provider is to capitalize on the revenue opportunities derived from multimedia services and satisfied consumer needs, an intelligent home gateway approach becomes essential.

# intelligent Multiservice Gateway (iMG)

The iMG2426F outdoor gateway supports xDSL and fiber (FTTH) options, all designed with the features, management, and IP functionality needed to deliver the "connected home."

As the name implies, intelligent Multiservice Gateway products are fully featured for delivering multimedia services such as broadcast and streaming IP video, Internet data, analog voice, and VoIP from a single subscriber line to multiple devices in the home.

| FEATURES | | iMG2426F |
|---|---|---|
| ENVIRONMENTAL | Indoor usage | ■ |
| | Outdoor usage | ■ |
| UPLINK | Ethernet 100Mbps fiber SFP module | ■ SFP |
| | Ethernet 1000Mbps fiber (BiDi) | ■ SFP |
| LAN INTERFACE | 10/100/1000T | 6 |
| WAN PORT | Copper / fiber | Fiber |
| PHONE INTERFACES | FXS | 2 |
| VoIP PROTOCOLS | SIP / MGCP | ■ |
| CONSOLE INTERFACE | USB | ■ |
| QoS | IEEE 802.1p priority queues | ■ |
| | IEEE 802.1Q VLANs mgmt | ■ |
| MANAGEMENT | AlliedView NMS | ■ |
| | TR-069 | ■ |
| | SNMPv1, v2 and v3 | ■ |
| | Telnet, Web, GUI, CLI | ■ |
| | Remote software upgrade | ■ |
| ACCESSORY AVAILABLE | Battery backup iMG008 | ■ |
| | Outdoor case EN-SFR-ONT | ■ |

**SFP/SFP+ Optics**
Learn more about Allied Telesis pluggable optics on pages 40-43.

| MODEL | DEPLOYMENT | | WAN | | | POTS | LAN |
|---|---|---|---|---|---|---|---|
| | Outdoor | Indoor | 100X | GE | EPON | FXO | 10/100/1000 |
| iMG2426F | ■ | ■ | ■ | ■ | ■ | 2 | 6 |

# Media Converters

## Solutions that let you extend and evolve your network.

Allied Telesis media converters extend network distances by adding fiber and VDSL (via coax and telephone-grade twisted pair) only where it is needed. This enables customers to keep pace with changing technology and to integrate high-bandwidth devices into the network without changing the entire network infrastructure. From standalone units to chassis-based blades, Allied Telesis media converters are highly configurable to meet every need.

Allied Telesis media converters enable the connection of disparate cabling types in networks where many cabling types exist. Network segments may also operate at different speeds, and media converters can be used to convert between speeds. Typically, media converters are used to connect copper and fiber-optic cabling that coexist in a network. Converters exist in a variety of standalone, multi-port, and modular forms. These different physical forms address the need for different applications and conversion densities.

# Unmanaged

| FEATURES | | FAST AND GIGABIT ETHERNET STANDALONE MEDIA CONVERTERS | | | |
|---|---|---|---|---|---|
| | | MC101XL * | MC102XL * | MMC6005 | MMC6006 |
| PORTS | Port 1 | 100TX | 100TX | 10/100/1000T | 10/100/1000T |
| | Port 2 | 100FX (ST) | 100FX (SC) | RJ-11 VDSL/2 | BNC VDSL/2 |
| | Type | MMF | MMF | | |
| IEEE STANDARD | | 100FX | 100FX | | |
| VDSL2 STANDARD | | | | ITU G.993.2 | |
| Tx WAVELENGTH | | 1310 nm | 1310 nm | | |
| Rx WAVELENGTH | | 1310 nm | 1310 nm | | |
| MAX DISTANCE | | 2 km | 2 km | 3 km | 2 km |
| FUNCTIONALITY | Rate and speed | | | ■ | ■ |
| | MissingLink support | ■ | ■ | | |
| | Smart MissingLink support | | | ■ | ■ |
| | Max frame size | 9KB | 9KB | 10KB | 10KB |
| | Diagnostic LEDs | 7 | 7 | 4 | 4 |
| POWER SUPPLY | PSU type | External | External | External | External |
| | Multi-region | ■ | ■ | ■ | ■ |
| | Compatible with rackmount chassis | MCR12 TRAY4 | MCR12 TRAY4 | MMCR18 MMCTRAY6 | MMCR18 MMCTRAY6 |

* Only available in Europe

## MMC Series

The Allied Telesis MMC Series of mini media converters leverages its smaller size to not only help the environment with a small carbon footprint, but also to save space in its working environment. Despite its compact size, the MMC Series delivers all the power and functionality of standard size media converters.

COMING SOON

| FEATURES | | FAST ETHERNET, GIGABIT AND 10G STANDALONE OR RACKMOUNTABLE MINI MEDIA CONVERTERS | | | | | | |
|---|---|---|---|---|---|---|---|---|
| | | MMC200 /LC/SC/ST | MMC200LX /SC/ST | MMC2000 /LC/SC/ST | MMC2000/SP | MMC2000LX LC/SC | MMC2000/T | MMC10G MMC10GT |
| PORTS | Port 1 | 10/100/1000T | 10/100/1000T | 10/100/1000T | 10/100/1000T | 10/100/1000T | 10/100/1000T | 10GT or SFP+ |
| | Port 2 (available in these connector types) | 100FX (LC) 100FX (SC) 100FX (ST) | 100FX (SC) 100FX (ST) | 1000SX (LC) 1000SX (SC) 1000SX (ST) | 100/1000 SFP | 1000SX (LC) 1000SX (SC) | 10/100/1000T | SFP+ or SFP |
| | Type | MMF | SMF | MMF | SMF / MMF | SMF | | SMF / MMF |
| IEEE STANDARD | | 100FX | 100FX | 1000SX | 100FX / 1000X | 1000LX | 10/100/1000T | 10G Base-T 10G Base-X |
| Tx WAVELENGTH | | 1310 nm | 1310 nm | 850 nm | Depends on SFP | 1310 nm | | Depends on SFP |
| Rx WAVELENGTH | | 1310 nm | 1310 nm | 850 nm | Depends on SFP | 1310 nm | | Depends on SFP |
| MAX DISTANCE | | 2 km | 20 km | 550 m | Depends on SFP | 20 km | 100 m | Depends on SFP |
| FUNCTIONALITY | Rate and speed | ■ | ■ | ■ | ■ | ■ | ■ | ■ |
| | Smart MissingLink support | ■ | ■ | ■ | ■ | ■ | ■ | ■ |
| | Max frame size | 10KB | 10KB | 10KB | 10KB | 10KB | 10KB | |
| | Diagnostic LEDs | 4 | 4 | 4 | 4 | 4 | 4 | 4 |
| | Smark Link restoration | ■ | ■ | ■ | ■ | ■ | ■ | ■ |
| POWER SUPPLY | PSU type | External | External | External | External | External | External | External |
| | Multi-region | ■ | ■ | ■ | ■ | ■ | ■ | ■ |
| | Compatible with a rackmount chassis | MMCR18 MMCTRAY6 | MMCR18 MMCTRAY6 | MMCR18 MMCTRAY6 | MMCR18 MMCTRAY6 | MMCR18 MMCTRAY6 | MMCR18 MMCTRAY6 | MMCR18 * MMCTRAY6 |

* limitations will apply

## Desktop Powered

The Allied Telesis DMC100 and DMC1000 Series of Gigabit mini media converters are among the smallest media converters in the market today. At just 1.25 in wide x 3.6 in deep x 0.85 in high, these media converters can easily fit into the palm of your hand. In addition to being compact — with a small carbon footprint — the DMC Series can be powered with the included micro USB to USB cable plugged into your PC or laptop, or with an external wall-type power adapter.

The UMC Series are powered and transfer data via the USB port. There is no need for copper cabling or a power cable to enable fiber to the desktop, workstation or laptop. Simply plug the fiber into the UMC200/2000 and the USB port into the PC.

| FEATURES | | FAST ETHERNET AND GIGABIT DESKTOP USB OR EXTERNAL POWERED | | SUPERSPEED USB 3.1/USB-C/USB-A TO FIBER MEDIA CONVERTERS | |
|---|---|---|---|---|---|
| | | DMC100 /LC/SC/ST | DMC1000 /LC/SC/ST | UMC200 /SC/ST | UMC2000 /SC/LC/SP |
| PORTS | Port 1 | 100TX | 1000T | USB 3.1 / USB-C / USB-A | USB 3.1 / USB-C |
| | Port 2 | 100FX (LC) 100FX (SC) 100FX (ST) | 1000SX (LC) 1000SX SC) 1000SX (ST) | 100FX (SC) 100FX (ST) | 1000SX (LC) 1000SX SC) 100 or 1000 SFP (SP) |
| | Type | MMF | MMF | MMF | MMF |
| IEEE STANDARD | | 100FX | 1000SX | 100FX | 1000SX (SP depends on SFP) |
| Tx WAVELENGTH | | 1310 nm | 850 nm | 1310 nm | 850 nm (SP depends on SFP) |
| Rx WAVELENGTH | | 1310 nm | 850 nm | 1310 nm | 850 nm (SP depends on SFP) |
| MAX DISTANCE | | 2 km | 550 m | 2 km | 550 m (SP depends on SFP) |
| FUNCTIONALITY | Smart MissingLink support | ■ | ■ | ■ | ■ |
| | Max frame size | 16KB | 16KB | 16KB | 16KB |
| | Diagnostic LEDs | 4 | 4 | 4 | 4 |
| | Smark Link restoration | ■ | ■ | ■ | ■ |
| | Wake-on-LAN | | | ■ | ■ |
| POWER SUPPLY | PSU type | External | External | USB | USB |

# Mounting Hardware

The majority of unmanaged Allied Telesis media converters can be mounted in a number of ways.

## Desktop

All Allied Telesis media converters have the option to be fitted with rubber feet. These allow the product to be positioned on the desktop.

### Universal Power Supply

For customers already using Allied Telesis media converters, replacement power adapters are available.

- **MCPWR**
  Universal, high-efficiency external power adapter

## MMC Rack

- **MMCR18**
  This chassis allows mounting of up to 18 standalone MMC Series media converters. The chassis supports optional redundant power supplies and can be AC or DC powered. Standard, 19-inch, rack.

- **MMCTRAY6**
  This 1RU rackmount tray allows the mounting of up to six MMC Series media converters.

## Rack

Larger multi-channel and modular media converters ship with 19" rackmount kits. Smaller media converters may also be rackmounted in a number of ways:

- **MCR12** chassis
  This chassis allows mounting of up to 12 standalone media converters or switches. The chassis supports optional redundant power supplies and can be AC or DC powered.

- **TRAY1** and **TRAY4**
  These simple trays allow one to four standalone media converters to be mounted into a rack.



# PoE & Industrial

## PoE Series

Allied Telesis PC PoE Series media converters are the ideal solution for powering remote devices such as IP phones, video cameras, wireless access points, etc., which are more than 100 m from a Power over Ethernet switch.

| | | POE GIGABIT ETHERNET STANDALONE | | POE FAST ETHERNET STANDALONE |
|---|---|---|---|---|
| **FEATURES** | | **PC2000 /LC/SC** | **PC2000/SP** | **PC200/SC** |
| **PORTS** | Port 1 | 10/100/1000T | 10/100/1000T | 10/100TX |
| | Port 2 | 1000SX (LC)<br>1000SX (SC) | SFP<br>100/1000X | 100FX |
| | Connector | LC or SC | LC * | SC |
| **IEEE STANDARD** | | 1000SX | 100FX, 1000SX, 1000LX | 100FX |
| **Tx WAVELENGTH** | | 850 nm | Depends on SFP | 1310 nm |
| **Rx WAVELENGTH** | | 850 nm | Depends on SFP | 1310 nm |
| **MAX FIBER DISTANCE** | | 550 m | Depends on SFP | 2 km |
| **FUNCTIONALITY** | Rate and speed | ■ | ■ | ■ |
| | Smart MissingLink support | ■ | ■ | ■ |
| | Max frame size | 10KB | 10KB | 10KB |
| | Diagnostic LEDs | 6 | 6 | 6 |
| | Smark Link restoration | ■ | ■ | |
| **POWER OVER ETHERNET** | PoE-enabled ports | 1 | 1 | 1 |
| | Max no. of full power ports | 1 | 1 | 1 |
| | Mode | A | A | A |
| | PoE power | IEEE 802.3at (30W) | IEEE 802.3at (30W) | IEEE 802.3at (30W) |
| **POWER SUPPLY** | PSU type | Internal | Internal | Internal |
| | Multi-region | ■ | ■ | ■ |

* Dependant on SFP

Allied Telesis industrial Ethernet media converters offer an operating range from -40° to 75°C. The temperature-hardened IMC Series features Plug-and-Play and auto-negotiation.

## IMC Series

Allied Telesis industrial media converters are the perfect fit for networks needing an extended temperature range. They extend the distance of the network by converting data between twisted pair cabling and multi-mode or single-mode fiber-optic cabling.

These industrial rate and media converters are capable of accepting 100MB or Gigabit SFP modules (auto sensing). With Remote Power Cycle you do not need to be onsite to cycle the power on the end device, saving you time and money.

| | | INDUSTRIAL MEDIA CONVERTERS | | | |
|---|---|---|---|---|---|
| **FEATURES** | | **IMC2000TP /SC/SP** | **IMC2000T /SC/SP** | **IMC200TP/SC** | **IMC200T/SC** |
| **PORTS** | Port 1 | 10/100/1000T | 10/100/1000T | 10/100TX | 10/100TX |
| | Port 2 | 1000X SFP (SP), 1000SX (SC) | 1000X SFP (SP), 1000SX (SC) | 100FX | 100FX |
| | Connector | SFP (SP) or SC | SFP (SP) or SC | SC | SC |
| **IEEE STANDARD** | | 100FX / 1000X SFP (SP)<br>1000SX (SC) | 100FX / 1000X SFP (SP)<br>1000SX (SC) | 100FX | 100FX |
| **Tx WAVELENGTH** | | Depends on SFP (SP), 850 nm (SC) | Depends on SFP (SP), 850 nm (SC) | 1310 nm | 1310 nm |
| **Rx WAVELENGTH** | | Depends on SFP, (SP) 850 nm (SC) | Depends on SFP, (SP) 850 nm (SC) | 1310 nm | 1310 nm |
| **MAX FIBER DISTANCE** | | Depends on SFP (SP), 550 nm (SC) | Depends on SFP (SP), 550 nm (SC) | 2 km (SC) | 2 km (SC) |
| **FUNCTIONALITY** | Rate and speed | ■ | ■ | ■ | ■ |
| | Max frame size | 10KB | 10KB | 10KB | 10KB |
| | Diagnostic LEDs | ■ | ■ | ■ | ■ |
| **POWER OVER ETHERNET** | IEEE 802.3at Class 4 | ■ | | ■ | |
| | IEEE 802.3at PoE+ and LTPoE++, 4-pair up to 70W | ■ | | ■ | |
| | PoE enabled ports | 1 | | 1 | |
| | Mode | A | | A | |
| **POWER SUPPLY** | PSU type | -48 to 57vDC | -12 to -48vDC | -48 to 57vDC | -12 to -48vDC |

# Chassis-Based

## MCF3000 Series

The Allied Telesis MCF3300 is a 1RU, three blade, chassis able to support up to 24 conversions, (dependent on connector type). This chassis is powered by hot-swappable AC or DC power supplies. This allows for flexibility amongst connection types/speeds as well as the industry's smallest form factor for up to 24 media conversions at 1RU high. The MCF3100 can be used on it's own, or remotely, and is a single slot chassis able to house one of the blades (with up to eight conversions) available in the MCF3000 family.

With both Gig (MCF3000) and 10 Gig (MCF3010) blades the MCF3300 chassis family will be able to handle the most robust conversion needs. The SFP port on the MCF3000/8SP enables backward compatibility to 100MB networks, while the SFP+ port on the MCF3010T/4SP will handle 10G distances beyond the standard 220m using our complete line of optics.

- **MCF3300**
  3-slot up to 24 media converter chassis
- **MCF3100** COMING SOON
  1-slot up to 8 media converter chassis
- **MCF3000/8SP**
  8 x 100/1000MB SFP to 10/100/1000T
- **MCF3000/8LC**
  8 x 1000SX/LC to 10/100/1000T
- **MCF3010T/4SP**
  4 x 10GT to SFP+
- **MCF3000M**
  Management module

» Configure, monitor, troubleshoot remotely via the management module
» Backup/restore/upgrade
» Ethernet interfaces
» USB console port
» 1 RU, 3-slot design
» Complete system hardware monitoring
» Missing Link/Smart Missing Link
» Enhanced user management
» Syslog (System Logging)
» Multiple IP addressing modes (IPv4/IPv6, DHCP, Static, Bootp)
» SNMP v1, SNMP v2c, and SNMP v3
» Ability to shut down a port or whole card for power saving or security
» Ability to enable/disable remote management
» Limited AMF support
» Redundant Power Supply (capable)

**SFP and SFP+ Optics**
Learn more about Allied Telesis pluggable optics on pages 40-43.

# Network Adapters

**We're the market leader for fiber adapters with fast, secure and reliable solutions.**

From 100Mbps to 10 Gigabit, Allied Telesis seamlessly connects desktops, laptops, servers, and thin clients with a continually expanding portfolio of high-quality, reliable, and cost-effective network adapters.

As the worldwide leader in fiber adapter cards Allied Telesis continues to offer the highest-quality cards at competitive prices. With offerings from 100FX to 10 Gig, we have a card to fit your secure fiber optic network needs.

# 10G Adapters

## ANC/DNC Series

Large file transfers, multimedia support and more and more users are causing high demand on network resources. These issues are taxing on bandwidth.

Allied Telesis single and dual-port, 10 Gigabit adapters offer cost-effective solutions for your file or application server, workstation, or desktop.

### DNC10LC

The Allied Telesis DNC10LC fiber network adapter card utilizes a fixed LC optical connection for enhanced physical security. The 10G DNC10LC is an ideal fit for federal and other mission-critical applications, where security is of paramount importance.

| | | SFP+ 10 GIGABIT | | RJ-45 10 GIGABIT | 10G FIBER |
|---|---|---|---|---|---|
| **FEATURES** | | **ANC10S/2** | **DNC10SP** | **DNC10T** | **DNC10LC** |
| **BUS TYPE** | | PCIe (×8) | PCIe (×4) | PCIe (×4) | PCIe (x4) |
| **PORTS AND MEDIA SUPPORT** | Connector type | 2 x SFP+ | SFP or SFP+ | RJ-45 | LC |
| | Fiber type | MMF, SMF | MMF, SMF | | MMF |
| | Max distance | Depends on SFP+ | Depends on SFP+ | 100 m | 550 m |
| **QoS** | IEEE 802.1p priority queues | ■ | ■ | ■ | ■ |
| **PERFORMANCE** | TCP/IP checksum CPU offload | ■ | ■ | ■ | ■ |
| | Jumbo frames | ■ | ■ | ■ | ■ |
| | Link aggregation support | ■ | ■ | ■ | ■ |
| | Link aggregation failover | ■ | ■ | ■ | ■ |
| | iSCSI Boot | ■ | | | |
| **MANAGEMENT** | Managed boot agent (PXE/UEFI) | 2.1 | ■ | ■ | ■ |
| | VLAN support | ■ | ■ | ■ | ■ |
| | Windows Server Teaming | ■ | ■ | ■ | ■ |
| **DRIVER SUPPORT** | Windows Server 2016 | ■ | ■ | ■ | ■ |
| | Windows Server 2019 | ■ | ■ | ■ | ■ |
| | Windows 10 | ■ | ■ | ■ | ■ |
| | Linux | ■ | ■ | ■ | ■ |
| **IPv4/IPv6 SUPPORT** | | ■ | ■ | ■ | ■ |
| **DIAGNOSTICS** | LEDs | ■ | ■ | ■ | ■ |
| **PHYSICAL** | Low profile bracket and full height provided | ■ | ■ | ■ | ■ |

### SFP/SFP+ Optics

Learn more about Allied Telesis pluggable optics on pages 40-43.

# Desktop/Workstation/Server

## 29xx Series

Allied Telesis 29xx network adapters provide the maximum possible bandwidth and bus efficiency with the benefits of low-power consumption. They include a comprehensive Microsoft Windows utility which performs detailed tests, diagnostics and analysis.

| | | GIGABIT COPPER | | COPPER AND FIBER |
|---|---|---|---|---|
| **FEATURES** | | **2912T** | **2911T/2** | **2914GP** |
| **BUS TYPE** | | PCIe (x1) | PCIe (x1) | PCIe (x1) |
| **PORTS AND MEDIA SUPPORT** | 10/100/1000T PoE | | | IEEE 802.3at (30W) |
| | 10/100/1000T | ■ | ■ (2 ports) | |
| | 100FX | | | SFP |
| | 1000X | | | 1000Mbps SFP |
| **FIBER TYPE** | | | | 100/1000 SFP |
| **MAX FIBER DISTANCE** | | | | Depends on SFP |
| **QoS** | IEEE 802.1p priority queues | ■ | ■ | ■ |
| **PERFORMANCE** | TCP/IP checksum CPU offload | ■ | ■ | ■ |
| | Jumbo frames | ■ | ■ | ■ |
| | Windows Server Teaming | ■ | ■ | ■ |
| **MANAGEMENT** | Wake-on-LAN | ■ | ■ | Copper port |
| | Managed boot agent (PXE/UEFI) | 2.1 | 2.1 | 2.1 |
| | VLAN support | ■ | ■ | ■ |
| | Advanced power management (ACPI) | ■ | ■ | ■ |
| | SNMP | ■ | ■ | ■ |
| **SECURITY** | IPSec offload | ■ | | |
| **DRIVER SUPPORT** | Windows Server 2012 | ■ | ■ | ■ |
| | Windows Server 2016 | ■ | ■ | ■ |
| | Windows Server 2019 | ■ | ■ | ■ |
| | Windows 10 | ■ | ■ | ■ |
| | Linux | ■ | ■ | ■ |
| **IPv6 SUPPORT** | | ■ | ■ | ■ |
| **DIAGNOSTICS** | LEDs | ■ | ■ | ■ |
| | Virtual cable tester | ■ | ■ | |
| **PHYSICAL** | Low profile bracket and full height provided | ■ | ■ | ■ |

**SFP/SFP+ Optics**

Learn more about Allied Telesis pluggable optics on pages 40-43.



# 27M2 29M2

The Allied Telesis 27M2 and 29M2 network adapters are ideal for fiber-to-the-desktop networks that depend on secure and reliable systems. These compact form-factor adapters are designed for specific HP & DELL systems. Please contact your sales person for more information.

| | | GIGABIT FIBER | | | | FAST ETHERNET FIBER | |
|---|---|---|---|---|---|---|---|
| **FEATURES** | | **2914SX /LC/SC** | **2914SP** | **2911SX LC/SC/ST** | **2911SFP/2** | **2711FX LC/SC/ST** | **2712FX** |
| **BUS TYPE** | | PCIe (x1) | PCIe (x1) | PCIe (x1) | PCIe (x1) | PCIe (x1) | PCIe (x1) |
| **PORTS AND MEDIA SUPPORT** | 10/100/1000T PoE | | | | | | |
| | 10/100/1000T | | | | | | |
| | 100FX | | SFP | | | LC, SC, ST | SC |
| | 1000X | LC, SC | SFP | LC, SC, ST | 1000Mbps SFP (2 ports) | | |
| **FIBER TYPE** | | MMF | 100/1000 SFP | MMF | Depends on SFP | MMF | MMF |
| **MAX FIBER DISTANCE** | | 220 m / 500 m | Depends on SFP | 220 m / 500 m | Depends on SFP | 2 km | 2 km |
| **QoS** | IEEE 802.1p priority queues | ■ | ■ | ■ | ■ | ■ | ■ |
| **PERFORMANCE** | TCP/IP checksum CPU offload | ■ | ■ | ■ | ■ | ■ | ■ |
| | Jumbo frames | ■ | ■ | ■ | ■ | ■ | ■ |
| | Windows Server Teaming | ■ | ■ | ■ | ■ | ■ | ■ |
| **MANAGEMENT** | Wake-on-LAN | ■ | ■ | | | ■ | ■ |
| | Managed boot agent (PXE/UEFI) | 2.1 | 2.1 | 2.1 | 2.1 | 2.1 | 2.1 |
| | VLAN support | ■ | ■ | ■ | ■ | ■ | ■ |
| | Advanced power management (ACPI) | ■ | ■ | ■ | ■ | ■ | ■ |
| | SNMP | ■ | ■ | ■ | ■ | ■ | ■ |
| **SECURITY** | IPSec offload | | | | | | ■ |
| **DRIVER SUPPORT** | Windows Server 2012 | | | ■ | ■ | | |
| | Windows Server 2016 | | | ■ | ■ | | |
| | Windows Server 2019 | | | ■ | ■ | | |
| | Windows 10 | ■ | ■ | ■ | ■ | ■ | ■ |
| | Linux | ■ | ■ | ■ | ■ | ■ | ■ |
| **IPv6 SUPPORT** | | ■ | ■ | ■ | ■ | ■ | ■ |
| **DIAGNOSTICS** | LEDs | ■ | ■ | ■ | ■ | ■ | ■ |
| | Virtual cable tester | ■ | ■ | ■ | ■ | ■ | ■ |
| **PHYSICAL** | Low profile bracket and full height provided | ■ | ■ | ■ | ■ | ■ | ■ |

## Advanced Power Management (ACPI)

ACPI is part of the environmental control initiative for computers. Allied Telesis adapter cards support ACPI, which places the system in a low power state when it is not receiving or transmitting data.

## Wake-on-LAN (WoL)

WoL is a feature of adapter cards that allows a computer fitted with a card to be remotely powered-on. The computer receives a special data packet via the network port that will cause the computer to boot. This, coupled with PXE support, allows network administrators to gain complete access to all computers on their networks.

## Preboot Execution Environment (PXE) Support

PXE allows network administrators to perform preboot procedures on a system, such as installing an operating system, running a virus checker, or downloading a predefined system configuration. PXE support included in Allied Telesis adapter cards allows a workstation or computer to boot from a remote server connected to the network prior to booting from the local hard drive.

# Transceiver Modules

**Offering a wide variety of products to round out your end-to-end network solution.**

Allied Telesis optics provide fiber and copper connectivity for the full range of Allied Telesis product lines. Pluggable transceivers allow one product the flexibility to expand by media type (copper or fiber), speed (Fast Ethernet and 1, 10, 40, or 100 Gigabit), and/or distance (220 m to 120 km).

Allied Telesis offers SFP, cSFP, SFP+, QSFP+ and QSFP28 pluggable transceivers, which comply with industry networking regulations. This compliance allows Allied Telesis pluggable optics to be used on any industry-standard networking equipment.

# Pluggable Transceivers

## QSFP Series

The QSFP Series offers the latest industry-standard 40 Gigabit Ethernet connectivity in a flexible, small form factor. It is ideal for Datacom/Telecom switch and router connections, as well as data aggregation, backplane, proprietary protocol, and high-density applications. This hot-swappable transceiver simply plugs into a QSFP slot on any compatible Allied Telesis product.

| | 100 GIGABIT FIBER (QSFP28) | |
|---|---|---|
| **FEATURES** | **QSFP28-SR4** | **QSFP28-LR4** |
| **FORM FACTOR** | QSFP28 | QSFP28 |
| **FIBER TYPE** | MMF | SMF |
| **NUMBER OF FIBERS** | 2 (Rx, Tx) | 2 (Rx, Tx) |
| **SPEED** | 100G | 100G |
| **DIGITAL DIAGNOSTICS MONITORING (DDM)** | ■ | ■ |
| **Rx WAVELENGTH** | 850 nm | 4 CDWM Lanes * |
| **Tx WAVELENGTH** | 850 nm | 4 CDWM Lanes * |
| **MAX DISTANCE** | Up to 100 m | Up to 10 km |
| **CONNECTOR TYPE** | MPO-12 | LC |
| **TEMPERATURE** | 0°C to 70°C | 0°C to 70°C |

* Central wavelengths of the 4 CWDM channels - 1296 n 1300 nm, 1304 nm, 1308 nm

| | 40 GIGABIT FIBER (QSFP+) | | | |
|---|---|---|---|---|
| **FEATURES** | **QSFPSR4** | **QSFPSR4LC** | **QSFPLR4** | **QSFPER4** |
| **FORM FACTOR** | QSFP+ | QSFP+ | QSFP+ | QSFP+ |
| **FIBER TYPE** | MMF | MMF | SMF | SMF |
| **NUMBER OF FIBERS** | 2 (Rx, Tx) | 2 (Rx, Tx) | 2 (Rx, Tx) | 2 (Rx, Tx) |
| **SPEED** | 40G | 40G | 40G | 40G |
| **DIGITAL DIAGNOSTICS MONITORING (DDM)** | ■ | ■ | ■ | ■ |
| **Rx WAVELENGTH** | 850 nm | 850 nm | 4 CWDM lanes * | 4 CWDM lanes * |
| **Tx WAVELENGTH** | 850 nm | 850 nm | 4 CWDM lanes * | 4 CWDM lanes * |
| **MAX DISTANCE** | Up to 150 m | Up to 150 m | Up to 10 km | Up to 40 km |
| **CONNECTOR TYPE** | MPO-12 | LC | LC | LC |
| **TEMPERATURE** | 0°C to 70°C | 0°C to 70°C | 0°C to 70°C | 0°C to 70°C |

* Central wavelengths of the 4 CWDM channels - 1271, 1291, 1311 and 1331 nm



### QSFP+ Cables

- **QSFP1CU**
  QSFP+ 1 m cable
- **QSFP3CU**
  QSFP+ 3 m cable

### QSFP28 Cables

- **QSFP28-1CU**
  100G DAC, passive, 1 m
- **QSFP28-3CU**
  100G DAC, passive, 1 m

### Breakout Cables

- **QSFP-4SFP10G-3CU**
  QSFP+ port to 4 × 10G ports, 3 m
- **QSFP-4SFP10G-5CU**
  QSFP+ port to 4 × 10G ports, 5 m

### Optical Cables

- **MTP12-1**
  MTP cable for QSFP+ Series, 1 m
- **MTP12-5**
  MTP cable for QSFP+ Series, 5 m

# Pluggable Transceivers

## SP10 Series (SFP+)

The SP10 Series offers customers a wide variety of 10 Gigabit Ethernet connectivity options for data center, enterprise, and service provider transport applications. These hot-swappable devices plug into an Ethernet SFP+ port and have the smallest 10G form factor in the industry. Configurations can be optimized to meet a variety of distance and service requirements.

## cSFP Series

The cSFP Series offers two channel Bi-Directional SFP designed expressly for high-speed communication applications. This hot-pluggable transceiver simply plugs into a cSFP slot on an Allied Telesis product for convenient transmission capacity upgrade.

INDUSTRIAL EXTENDED

## Temperatures

Different network environments call for a variety of temperature ranges. Allied Telesis supports a wide range of industrial temperature optical accessories for use in all its extended and industrial temperature products. The SP Series is available in standard (0-70°C), industrial (-40 to 85°C), and extended (-40 to 105°C) temperature variants.

| | 10 GIGABIT FIBER TRANSCEIVERS (SFP+) | | | | | 10 GIGABIT BIDI FIBER TRANSCEIVERS (SFP+) | | |
|---|---|---|---|---|---|---|---|---|
| **FEATURES** | **SP10SR<br>SP10SR/I** | **SP10LRa/I** | **SP10LRM** | **SP10ER40a/I** | **SP10ZR80/I** | **SP10BD10/I-12<br>SP10BD10/I-13** | **SP10BD20-12<br>SP10BD20-13** | **SP10BD40/I-12<br>SP10BD40/I-13** |
| **FORM FACTOR** | SFP+ | SFP+ | SFP+ | SFP+ | SFP+ | SFP+ | SFP+ | SFP+ |
| **FIBER TYPE** | MMF | SMF | MMF | SMF | SMF | SMF | SMF | SMF |
| **NUMBER OF FIBERS** | 2 (Rx, Tx) | 2 (Rx, Tx) | 2 (Rx, Tx) | 2 (Rx, Tx) | 2 (Rx, Tx) | 1 (BiDi) | 1 (BiDi) | 1 (BiDi) |
| **SPEED** | 10G | 10G | 10G | 10G | 10G | 10G | 10G | 10G |
| **DIGITAL DIAGNOSTICS MONITORING (DDM)** | ■ | ■ | ■ | ■ | ■ | ■ | ■ | ■ |
| **Rx WAVELENGTH** | 850 nm | 1310 nm | 1310 nm | 1550 nm | 1550 nm | 1330 nm (12)<br>1270 nm (13) | 1330 nm (12)<br>1270 nm (13) | 1330 nm (12)<br>1270 nm (13) |
| **Tx WAVELENGTH** | 850 nm | 1310 nm | 1310 nm | 1550 nm | 1550 nm | 1270 nm (12)<br>1330 nm (13) | 1270 nm (12)<br>1330 nm (13) | 1270 nm (12)<br>1330 nm (13) |
| **MAX DISTANCE** | 300 m | 10 km | Up to 220 m | 40 km | 80 km | 10 km | 20 km | 40 km |
| **CONNECTOR TYPE** | LC | LC | LC | LC | LC | LC | LC | LC |
| **TEMPERATURE** | 0°C to 70°C (SR)<br>-40°C to 85° (SR/I) | -40°C to 85° | 0°C to 70°C | -40°C to 85°C | -40°C to 85°C | -40°C to 85°C | 0°C to 70°C | -40°C to 85°C |



### Twinax Cables

- **SP10TW1**
  10G SFP+ Twinax, 1 m
- **SP10TW3**
  10G SFP+ Twinax, 3 m
- **SP10TW7**
  10G SFP+ Twinax, 7 m

| | GIGABIT FIBER TRANSCEIVERS (SFP) | | | | |
|---|---|---|---|---|---|
| **FEATURES** | **SPSX<br>SPSX/I<br>SPSX/E** | **SPEX<br>SPEX/E** | **SPLX10a<br>SPLX10/I<br>SPLX10/E** | **SPLX40<br>SPLX40/E** | **SPZX120/I** |
| **FORM FACTOR** | SFP | SFP | SFP | SFP | SFP |
| **FIBER TYPE** | MMF | MMF | SMF | SMF | SMF |
| **NUMBER OF FIBERS** | 2 (Rx, Tx) | 2 (Rx, Tx) | 2 (Rx, Tx) | 2 (Rx, Tx) | 2 (Rx, Tx) |
| **SPEED** | 1000Mbps | 1000Mbps | 1000Mbps | 1000Mbps | 1000Mbps |
| **DIGITAL DIAGNOSTICS MONITORING (DDM)** | ■ (SX/I) | | ■ (LX10/I) | ■ (LX40) | ■ |
| **Rx WAVELENGTH** | 850 nm | 1310 nm | 1310 nm | 1310 nm | 1550 nm |
| **Tx WAVELENGTH** | 850 nm | 1310 nm | 1310 nm | 1310 nm | 1550 nm |
| **MAX DISTANCE** | 220 / 550 m<br>550 m (SX/E) | 2 km | 10 km | 40 km | 120 km |
| **CONNECTOR TYPE** | LC | LC | LC | LC | LC |
| **TEMPERATURE** | 0°C to 70°C (SX)<br>-40°C to 85°C (SX/I)<br>-40°C to 105°C (SX/E) | 0°C to 70°C (EX)<br>-40°C to 105°C (EX/E) | 0°C to 70°C (10)<br>-40°C to 85°C (10/I)<br>-40°C to 105°C (10/E) | 0°C to 70°C (40)<br>-40°C to 105°C (40/E) | -40°C to 85°C |

## SFP Series (SP)

The SP Series delivers flexible, full-duplex Ethernet connectivity. These hot-swappable fiber interfaces simply plug into an SFP slot on Allied Telesis products that are SFP compatible. Configurations can be optimized to meet a variety of distance and service requirements.

| | FAST ETHERNET FIBER TRANSCEIVERS | |
|---|---|---|
| **FEATURES** | **SPFX/2** | **SPFX30/1** |
| **FORM FACTOR** | SFP | SFP |
| **FIBER TYPE** | MMF | SMF |
| **NUMBER OF FIBERS** | 2 (Rx, Tx) | 2 (Rx, Tx) |
| **SPEED** | 100Mbps | 100Mbps |
| **DIGITAL DIAGNOSTICS MONITORING (DDM)** | ■ | ■ |
| **Rx WAVELENGTH** | 1310 nm | 1310 nm |
| **Tx WAVELENGTH** | 1310 nm | 1310 nm |
| **MAX DISTANCE** | 2 km | 30 km |
| **CONNECTOR TYPE** | LC | LC |
| **TEMPERATURE** | 0°C to 70°C | -40°C to 105°C |

| | | COMING SOON | | COMING SOON |
|---|---|---|---|---|
| | COPPER RJ-45 TRANSCEIVERS | | | |
| **FEATURES** | **SPTX** | **SPTXc** | **SP10T** | **SP10TM** |
| **FORM FACTOR** | SFP | SFP | SFP+ | SFP+ |
| **SPEED** | 1000T | 1000T | 1G / 10G Base-T | 100M / 1G / 2.5G / 5G / 10G |
| **MAX DISTANCE** | 100 m | 100 m | 30 m | 100 m |
| **CONNECTOR TYPE** | RJ-45 | RJ-45 | RJ-45 | RJ-45 |
| **TEMPERATURE** | 0°C to 70°C | 0°C to 70°C | -5°C to 85°C | -5°C to 85°C |

## TAA Compliant

Allied Telesis provides many options for Trade Act Compliant (TAA) optics. These products are manufactured in TAA compliant countries and continue our commitment to providing a wide range of offerings for any network requirement.

*Contact your sales representative for a complete list of TAA compliant products.*

| | GIGABIT BIDI FIBER TRANSCEIVERS (SFP) | | COMPACT GIGABIT FIBER (CSFP) | GIGABIT OPTICS (NSP) | |
|---|---|---|---|---|---|
| **FEATURES** | **SPBD10-13<br>SPBD10-14** | **SPBD20LC/I-13<br>SPBD20LC/I-14** | **SPBD20DUAL-14<br>SPBD40DUAL-14** | **SPBD20-13/I<br>SPBD20-14/I** | **SPBD40-13/I<br>SPBD40-14/I** |
| **FORM FACTOR** | SFP | SFP | CSFP | SFP | SFP |
| **FIBER TYPE** | SMF | SMF | SMF | SMF | SMF |
| **NUMBER OF FIBERS** | 1 (BiDi) | 1 (BiDi) | 2 (BiDi) | 1 (BiDi) | 1 (BiDi) |
| **SPEED** | 1000Mbps | 1000Mbps | 1000Mbps | 1000Mbps | 1000Mbps |
| **DIGITAL DIAGNOSTICS MONITORING (DDM)** | | ■ | ■ | ■ | ■ |
| **Rx WAVELENGTH** | 1490 nm (13)<br>1310 nm (14) | 1490 nm (13)<br>1310 nm (14) | 1310 nm | 1490 nm (13/I)<br>1310 nm (14/I) | 1490 nm (13/I)<br>1310 nm (14/I) |
| **Tx WAVELENGTH** | 1310 nm (13)<br>1490 nm (14) | 1310 nm (13)<br>1490 nm (14) | 1490 nm | 1310 nm (13/I)<br>1490 nm (14/I) | 1310 nm (13/I)<br>1490 nm (14/I) |
| **MAX DISTANCE** | 10 km | 20 km | 20 km<br>40 km | 20 km | 40 km |
| **CONNECTOR TYPE** | LC - BiDi | LC - BiDi | 2 × LC | SC | SC |
| **TEMPERATURE** | 0°C to 70°C | -40°C to 85°C | -40°C to 85°C | -40°C to 95°C | -40°C to 85°C |

AlliedTelesis.com

Company Details



© 2021 Allied Telesis, Inc. All rights reserved.
Information in this document is subject to change without notice.
All company names, logos, and product designs that are trademarks or registered trademarks are the property of their respective owners.

617-000684 Rev A_web