sales@blueskymast.com

877-411-6278

www.blueskymast.com

BLUESKY MAST elevating solutions℠

AL3 Accessory Guide

ONE MAST
INFINITE CONFIGURATIONS

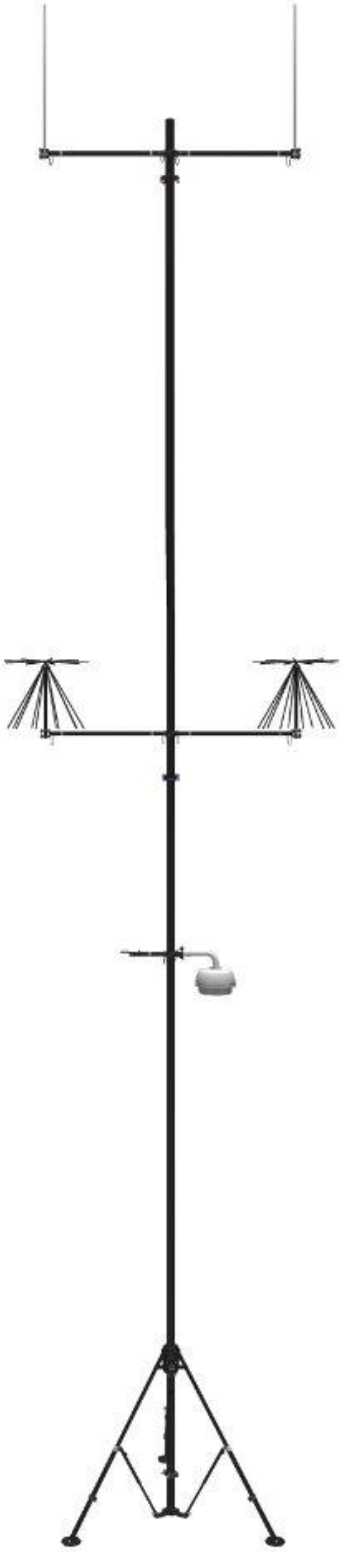

Top Plates and Adaptors



Side Arm Kits and Mounts



Pole Mounts and Plate Brackets



Grounding and Lightning Protection



Do Not Duplicate, Alter, or Copy without the Express Written Consent
of BlueSky Mast, Inc. Copyright 2010 BlueSky Mast, Inc. All Rights Reserved

BLUESKY MAST elevating solutions℠

sales@blueskymast.com

877-411-6278

www.blueskymast.com

AL3 Accessory Guide

Top Adaptors and Plates

(These items include a pin on adaptor to mount on top of our AL3 mast systems)

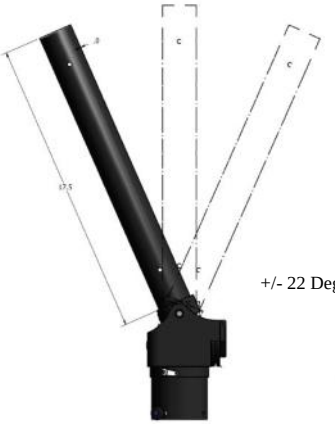

Manual Tilt Assembly with Mounting Pole
BSM3-K-M650-TLT-000



Pictured above with Pole Mount Two Side and Motorola Mounting Kit (NOT INCLUDED)





Insulated Adaptor





OE-254 & COM201 Insulated Adaptor
BSM3-K-M400-OE2-000

Attach COM201B, OE254 or any antenna with 3/4-10 UNC female connection.









Pan & Tilt for Quickset QPT & FLIR
BSM3-A-M460-MPP-00A

Attach Quickset QPT-20/50/90/200/500, Direct Perception, FLIR or DRS Watchmaster Pro



Do Not Duplicate, Alter, or Copy without the Express Written Consent of BlueSky Mast, Inc. Copyright 2010 BlueSky Mast, Inc. All Rights Reserved

sales@blueskymast.com

877-411-6278

www.blueskymast.com

AL3 Accessory Guide

Top Adaptors and Plates

(These items include a pin on adaptor to mount on top of our AL3 mast systems)



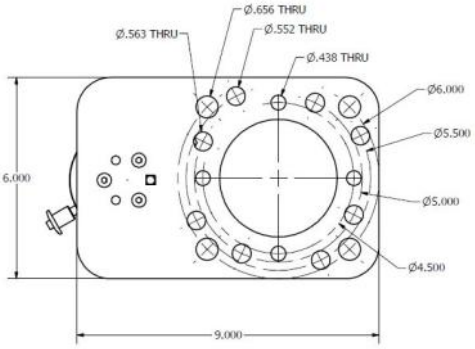





NATO - SINCGARS - EPLRS
BSM3-A-M305-NTO-00A

NATO Mounting Pattern, similar to the pattern found on the back of a HMMWV (Humvee)



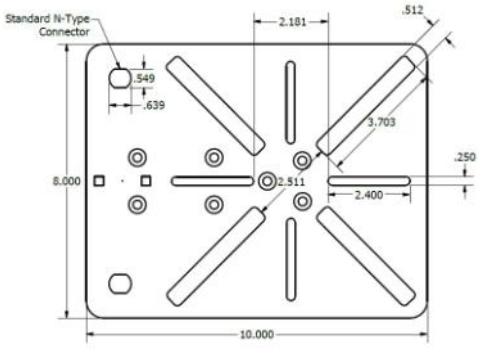

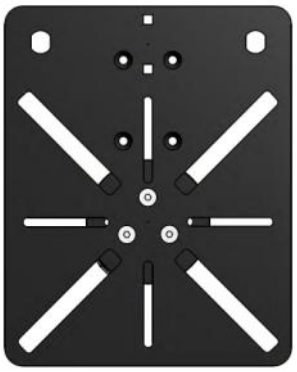



Cross Pattern 8 x 10
BSM3-A-M408-MPP-00A

Plate has generic bolt hole pattern for devices with square bolt patterns









SwiftPoint 360 / LinkAlign-360 RPT
BSM3-A-M500-TCS-00A

Do Not Duplicate, Alter, or Copy without the Express Written Consent of BlueSky Mast, Inc. Copyright 2010 BlueSky Mast, Inc. All Rights Reserved

sales@blueskymast.com

877-411-6278

www.blueskymast.com

AL3 Accessory Guide

Pole Mounts and Brackets

(US and Int'l Patents Pending)





Patented
BlueSky Mast Interface



Pole Mount—Two Sided AL3
BSM3-P-A352-T00-000

Position anywhere on the mast, secure by latching and tightening the turn knobs. Plates w/ Brackets can now be added (SEE Pages 4 - 5)



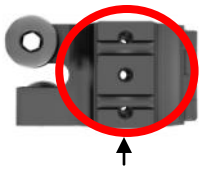

Patented
BlueSky Mast Interface



Pole Mount—Three Sided AL3
BSM3-P-A353-T00-000

Position anywhere on the mast, secure by latching and tightening the turn knobs. Plates w/ Brackets can now be added (SEE Pages 4 - 5)



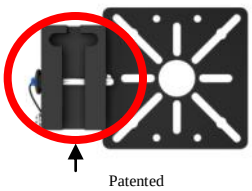

Patented
BlueSky Mast Interface



Plate Bracket
BSM2-P-A348-BRK-000

The Plate Bracket attaches to a Pole Mount
Most BSM Plates are available with a Plate Bracket (SEE Pages 4 - 5)





Patented
BlueSky Mast Interface



Tilt Bracket - Inline
BSM2-P-A349-BRK-000

The Tilt Bracket attaches to a Pole Mount
Plates w/ Brackets can now be added (SEE Pages 4 - 5)

Do Not Duplicate, Alter, or Copy without the Express Written Consent of BlueSky Mast, Inc. Copyright 2010 BlueSky Mast, Inc. All Rights Reserved

sales@blueskymast.com

877-411-6278

www.blueskymast.com

AL3 Accessory Guide

Mounting Plates

(Plates include Plate Bracket)



**All of the plates shown in this section of the accessory guide include a Plate Bracket.
These plates can be mounted anywhere on the mast using our Pole Mounts.**



Universal PTP Plate
BSM2-A-M900-PTP-BRK



GD Fortress ES Series
BSM2-A-M520-GDF-BRK



Cisco Aironet 1520 Series
BSM2-A-M524-CSC-BRK



PC Tel Sector Antenna SP4959
BSMU-A-M705-PCT-BRK



Rajant PC Tel Sector Antenna
BSMU-A-M587-RAJ-BRK



Radiowaves 2ft. Parabolic Antenna
BSM2-A-M502-MPP-BRK



Solid 7.5 x 7.5
BSM2-A-M407-MPP-BRK



Solid 11.5 x 11.5
BSM2-A-M411-MPP-BRK

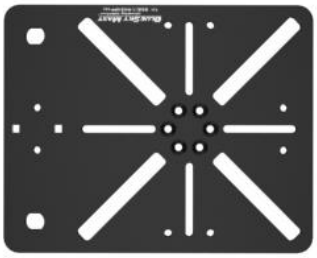

Cross Pattern 8 x 10 Inch
BSM2-A-M408-MPP-BRK

Do Not Duplicate, Alter, or Copy without the Express Written Consent
of BlueSky Mast, Inc. Copyright 2010 BlueSky Mast, Inc. All Rights Reserved

sales@blueskymast.com

877-411-6278

www.blueskymast.com

AL3 Accessory Guide

Mounting Plates

(Plates Include Plate Bracket)



All of the plates shown in this section of the accessory guide include a Universal Plate Bracket. These plates can be mounted anywhere on the mast using our Universal Pole Mounts.



Motorola PTP Radio & LPU
BSM2-A-M415-MOT-BRK



Hoffman NEMA Enclosures
BSM2-A-M412-HFM-BRK



Tampa Micro Satellite Simulator
BSM2-A-M410-MPA-TM2

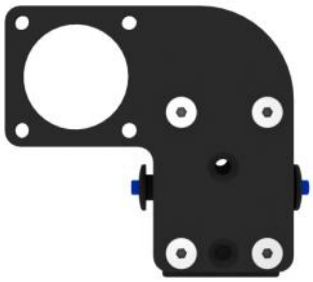

AirGrid M Antennas
BSM2-A-M560-MPP-BRK

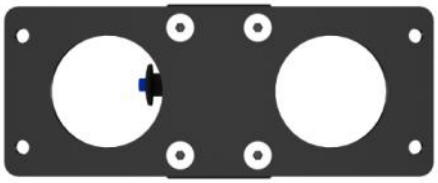

Rajant Breadcrumb Radio
BSMU-A-M580-RAJ-BRK



Rajant Ethernet Radio
BSMU-A-M585-RAJ-BRK

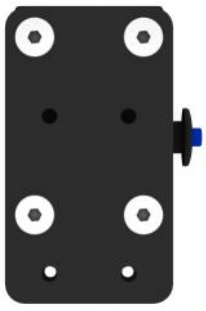

Mobile Mark 120 Sec Antenna
BSMU-A-M710-MMA-BRK

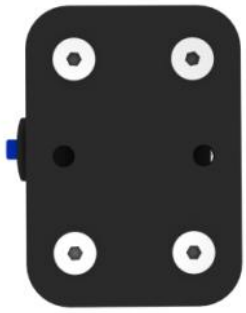

Hyperlink - L-Com Panel Antenna
BSM2-A-M700-MPP-BRK

Do Not Duplicate, Alter, or Copy without the Express Written Consent of BlueSky Mast, Inc. Copyright 2010 BlueSky Mast, Inc. All Rights Reserved

sales@blueskymast.com

877-411-6278

www.blueskymast.com

AL3 Accessory Guide

Dual Straight Arm Kit with NATO Side Mounts

(1) Pole Mount - Two Sided AL3, (2) Straight Arm Brackets with Slotted Side Arms, (2) NATO Side Mounts, (1) Accessory Bag

NATO Mounting Pattern, similar to the pattern found on the back of a HMMWV (Humvee)

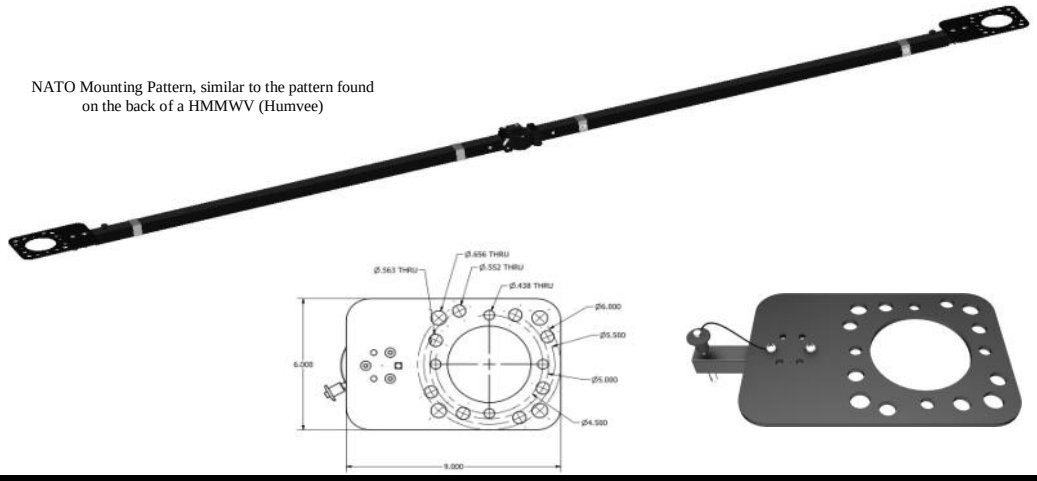



1.5 x 24 Inch Arm x 2	BSM3-K-A352-S24-NTO
1.5 x 36 Inch Arm x 2	BSM3-K-A352-S36-NTO
1.5 x 48 Inch Arm x 2	BSM3-K-A352-S48-NTO

Dual Straight Arm Kit with COM201B/OE254 Side Mounts

(1) Pole Mount - Two Sided AL3, (2) Straight Arm Brackets with Slotted Side Arms, (2) COM201B/OE254 Side Mounts, (1) Accessory Bag



Insulated Adaptor is compatible with both COM201B and OE254 Antennas

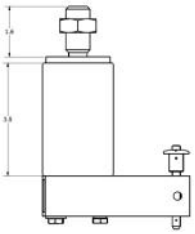





1.5 x 48 Inch Arm x 2	BSM3-K-A352-S48-OE2









Do Not Duplicate, Alter, or Copy without the Express Written Consent of BlueSky Mast, Inc. Copyright 2010 BlueSky Mast, Inc. All Rights Reserved

sales@blueskymast.com

877-411-6278

www.blueskymast.com

AL3 Accessory Guide

Single Straight Arm Kit with Boltster Plate

(1) Pole Mount - Two Sided AL3, (1) Straight Arm Brackets with Slotted Side Arms, (1) Boltster Plate, (1) Accessory Bag



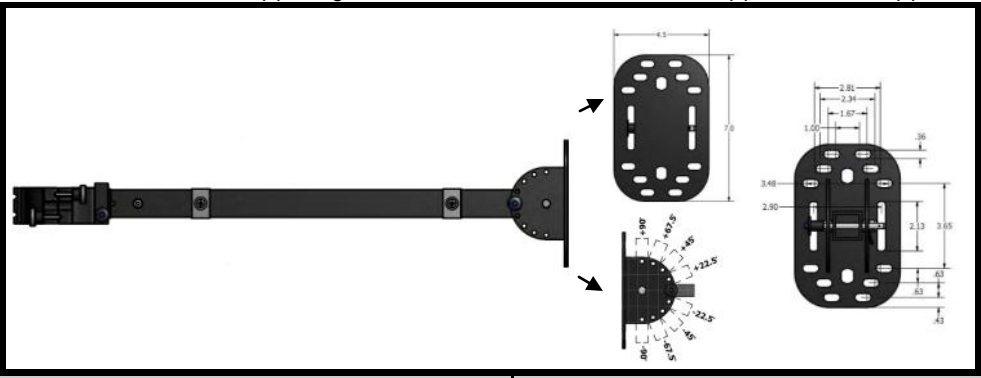



1.5 x 12 Inch Arm	BSM3-K-A351-S12-BOL
1.5 x 24 Inch Arm	BSM3-K-A351-S24-BOL
1.5 x 36 Inch Arm	BSM3-K-A351-S36-BOL
1.5 x 48 Inch Arm	BSM3-K-A351-S48-BOL

Dual Straight Arm Kit with Boltster Plates

(1) Pole Mount - Two Sided AL3, (2) Straight Arm Brackets with Slotted Side Arms, (2) Boltster Plates, (1) Accessory Bag







(2) 1.5 x 12 Inch Arms	BSM3-K-A352-S12-BOL
(2) 1.5 x 24 Inch Arms	BSM3-K-A352-S24-BOL
(2) 1.5 x 36 Inch Arms	BSM3-K-A352-S36-BOL
(2) 1.5 x 48 Inch Arms	BSM3-K-A352-S48-BOL

Optional Pole Kits - For Use with Boltster Plates



2.0 Inch Pole Kit
BSM2-K-A200-POL-EMO

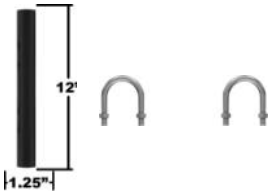

1.25 Inch Pole Kit
BSM2-K-A125-POL-EM0





Do Not Duplicate, Alter, or Copy without the Express Written Consent of BlueSky Mast, Inc. Copyright 2010 BlueSky Mast, Inc. All Rights Reserved

sales@blueskymast.com

877-411-6278

www.blueskymast.com

AL3 Accessory Guide

Single Straight Arm Kit (NO SIDE MOUNT)



(1) Pole Mount - Two Sided AL1/AL2, (1) Articulating Arm Bracket, (1) Slotted Side Arm, Accessory Bag

1.5 x 12 Inch Arm	BSM3-K-A351-S12-150
1.5 x 24 Inch Arm	BSM3-K-A351-S24-150
1.5 x 36 Inch Arm	BSM3-K-A351-S36-150
1.5 x 48 Inch Arm	BSM3-K-A351-S48-150

Dual Straight Arm Kit (NO SIDE MOUNTS)

(1) Pole Mount - Two Sided AL1/AL2, (2) Articulating Arm Brackets, (2) Slotted Side Arms, Accessory Bag



(2) 1.5 x 12 Inch Arms	BSM3-K-A352-S12-150
(2) 1.5 x 24 Inch Arms	BSM3-K-A352-S24-150
(2) 1.5 x 36 Inch Arms	BSM3-K-A352-S36-150
(2) 1.5 x 48 Inch Arms	BSM3-K-A352-S48-150

Side Mounts



COM201 / OE254 BSMU-K-M400-OE2-EM5	Omni .75 - 2 Inch OD BSMU-P-A112-OMN-EM5	Omni 2 - 3.5 Inch OD BSMU-P-A350-OMN-EM5	Boltster Plate BSMU-P-A101-BOL-EM5	NATO-SINGARS-EPLRS BSMU-A-M305-NTO-EM5	Cross Pattern 8 x 10 BSMU-A-M408-MPP-EM5

Do Not Duplicate, Alter, or Copy without the Express Written Consent of BlueSky Mast, Inc. Copyright 2010 BlueSky Mast, Inc. All Rights Reserved

sales@blueskymast.com

877-411-6278

www.blueskymast.com

AL3 Accessory Guide

Solar Support Kits for AL3 Mast Systems

(1) Pole Mount Two - Sided AL3, (1) Solar Bracket, (2) Solar Struts, (2) Horizontal Arms, (4) Vertical Arms, (1) Stake Kit, (1) Solar Accessory Bag

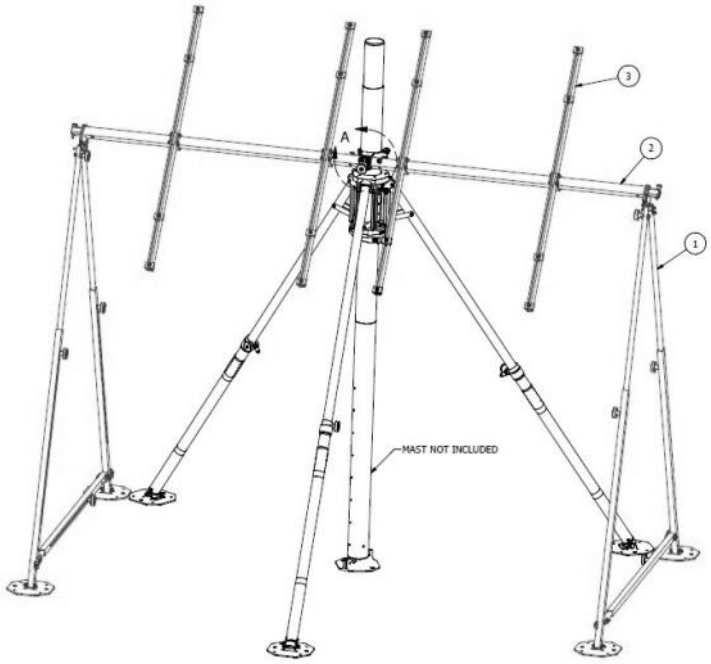

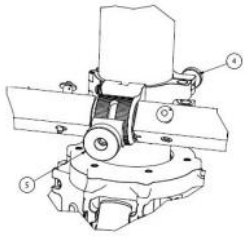

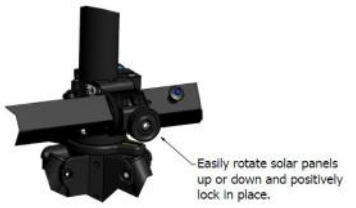

PARTS LIST			
ITEM	QTY	PART NUMBER	DESCRIPTION
1	2	BSMU-P-T715-SOL-STR	Solar Strut - Telescoping
2	2	BSMU-P-H348-ARM-SOL	Solar Horizontal Arm - 48 in
3	4	BSMU-P-V348-ARM-SOL	Solar Vertical Arm - 48 in
4	1	BSM3-P-A352-T00-000	UNV. POLE MOUNT-DUAL
5	1	BSMU-P-A345-BRK-150	UNV. SOLAR BRACKET 1.5



36 Inch Horizontal & 24 Inch Vertical	**BSM3-K-2H36-V24-SOL**
36 Inch Horizontal & 36 Inch Vertical	**BSM3-K-2H36-V36-SOL**
36 Inch Horizontal & 48 Inch Vertical	**BSM3-K-2H36-V48-SOL**
48 Inch Horizontal & 24 Inch Vertical	**BSM3-K-2H48-V24-SOL**
48 Inch Horizontal & 36 Inch Vertical	**BSM3-K-2H48-V36-SOL**
48 Inch Horizontal & 48 Inch Vertical	**BSM3-K-2H48-V48-SOL**





Do Not Duplicate, Alter, or Copy without the Express Written Consent of BlueSky Mast, Inc. Copyright 2010 BlueSky Mast, Inc. All Rights Reserved

sales@blueskymast.com

877-411-6278

www.blueskymast.com

AL3 Accessory Guide

Grounding and Lightning Protection



(1) AL3 Grounding Bracket, (3) 25 ft. Stainless Steel Surface Wires, (1) Grounding Accessory Bag

Surface Wire Grounding Kit - AL3
BST3-K-L104-GND-000



Lightning Air Terminal - AL3
BST3-K-L102-GND-000

1. Locate grounding bracket and attach to the base pole of the mast.



2. The grounding bracket should be attached to the middle of the base pole to provide the best grounding.



3. Locate the grounding cables and place them at the base of the mast.



4. Remove the wing nut from the post without the Bronze ECLE connector and attach the ends of the grounding cables.



5. Connect one end of each of the grounding cables to the grounding bracket post and tighten back down the wing nut.



6. If additional equipment grounds are required, attach them to the Bronze ECLE connector.



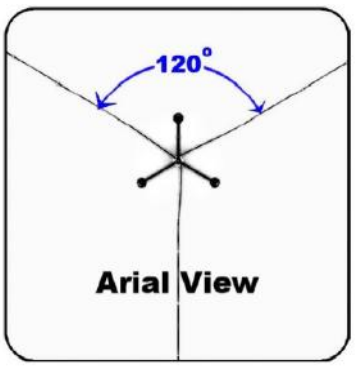

7. Extend the grounding cables away from the base pole at 120 degree angles from each other.
8. Position the 1st stake of each cable at the free end furthest from the base of the mast.
9. Evenly space the remaining stakes of each cable at an interval of 4.5 ft. from each other.
10. Hammer the stakes into the ground making sure that the head of each stake contacts the ground.

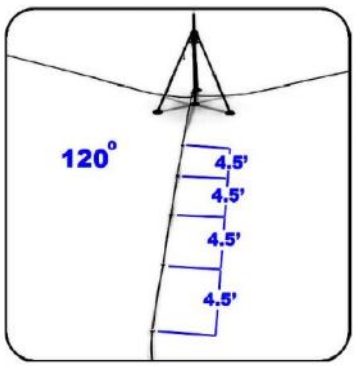

Do Not Duplicate, Alter, or Copy without the Express Written Consent of BlueSky Mast, Inc. Copyright 2010 BlueSky Mast, Inc. All Rights Reserved

sales@blueskymast.com

877-411-6278

www.blueskymast.com

AL3 Accessory Guide

Custom Design Services

Custom Applications

We have developed standardized interfaces on the mast that allow us to quickly and cost effectively create new mounts to fit any application or device so that you still get the custom look and feel at a fraction of the price. If you have an application and you're not sure how you're going to be able to elevate it, our design team can model it in 3-D, give you a visual representation and then get it into production faster than most companies can ship a standard part.



Best Practices: Mountings

Tools

Simply Put – Tools get lost

Size and Weight

- Smaller is Better
- Lighter is Better

Best Practices

- Make it tool-less
  - If you can't make it tool-less then use as few as possible
- Use Standard Sizes
- One hand is best
  - Lanyards
  - Push Pins
  - Carriage Bolts
- Design can be sexy
- Re-use Same Mounting Pattern across platforms if possible
- Documentation – Mounting Pattern and Solid Models

Before



After



Customer Base :

Deployed throughout the world, our clients include 20 of the top 25 US Defense Integrators, Foreign Militaries, all branches of the US Military as well as NASA, DHS, DOD, CIA, NSA, and numerous Federal and State Agencies.











Do Not Duplicate, Alter, or Copy without the Express Written Consent of BlueSky Mast, Inc. Copyright 2010 BlueSky Mast, Inc. All Rights Reserved