BAND-IT®

THE CLAMPING EXPERTS

The World's Leader in Quality Engineered Band Clamping Systems



Product Catalogue

www.band-it.co.uk

IDEX CORPORATION

BAND-IT® - The Standard of Excellence

Over 70 Years of Experience in Stainless Steel Clamping, Bundling, Fastening and Identification Solutions!

Founded in Denver, Colorado in 1937, BAND-IT is acknowledged as the world's leader in quality engineered band clamping systems. A unit of IDEX Corporation, BAND-IT has an international network of representatives and distributors, with manufacturing and distribution facilities serving users worldwide.



Industrial (including Agriculture & Construction), Defense, Hose, Electrical, Municipal, Utility, Electronic, Engineered Applications, Automotive Aftermarket, and Automotive OEM – almost every industry today uses BAND-IT® Clamps!

As demonstration of our ongoing commitment to excellence, quality and environmental management, BAND-IT is proud to display our certificates of compliance to the prestigious International Standards of ISO 9001, ISO 14001, and TS16949. Since becoming ISO 14001 certified in 1997, BAND-IT continues to implement new and innovative ways to reduce our environmental impact. This dedication has enabled us to continually reduce our land-fill waste by 120 tons per year and reduce our overall consumption of energy and materials. BAND-IT demonstrates daily our commitment to our customers, our employees, and our environment.



All bands, clamps, ties, and buckles that are manufactured by BAND-IT-IDEX, Inc. are fully compliant within the EU RoHS Directive, 2002/95/EC. See page 42 for a list of compliant product families.

Core Values

As the foundation of our operating model, our core values unite our teams around the world by setting the standards for behavior. Our core values apply to everything we do:

Our **CUSTOMER** is our priority.
We **GROW** our enterprise and people.
Our **INTEGRITY** is paramount.
We strive for **EXCELLENCE**.
We are passionate about **SUCCESS**.

For the latest BAND-IT catalogs, product information manuals and FAQ's, visit our website:
www.BAND-IT-IDEX.com

Proud Members of:

apra · The Marketing Group · ATSSA SAFER ROADS SAVE LIVES · EIC · IMSA Member · NAHAD Industrial Hose Listed Manufacturer · STAPA · EWI · ISA

Current BAND-IT employees are sustaining members of SAE.

Printed on recycled paper
All trademarks are the property of their respective owners

Sections color coded for your convenience.

	Product Systems	Page
Band and Buckle Systems	Ultra-Lok® Band and Buckle Systems	10
	BAND-FAST™ Precut and Assembled	11
	COLOR-IT™	12
	BAND-IT® Band and Buckles	13
	Hand Tools for Band and Buckle	13
	VALU-STRAP™ and Clips	14
	Galvanized Carbon Steel Band and Buckles	14-15
	Corrosion Resistant Stainless Steel Bands	15-16
	Scru-Lokt Buckles	15
	All Purpose Band	16
	Q-Band™ and Q-Clip™	16
	Pipe Patches	16
	Kits	17
Brack-Its and Mounting Hardware	Sign Mounting Brack-Its	18
	Mounting Plates	19
	BAND-IT® Bolt/Clamps	19
	Signal Mounts	19
Identification Systems	ID Tagging Systems	20-21
Stainless Steel Ties	Tie-Lok® Ties	23
	Ultra-Lok® Ties	24
	Ball-Lok Ties	24
	Multi-Lok Ties	24
	BAND-IT® Ties	25
	Engineered Applications	26
	IT Series Heavy Duty Pneumatic Production Tools	27
	Tie-Dex® Systems	28-29
Preformed Clamping Systems	SET 9000™ Electronic Clamp Installation Tool	31
	Ultra-Lok® Clamp Systems	32
	Junior® Smooth ID Clamp Systems	33-34
	Universal Clamps	34
	Center Punch Clamp Systems	35
	BAND-FAST™ Open End with Center Punch Clip	35
Adjustable Clamping Systems	Worm Gear Clamps	36
	Scru-Seal Clamping System	36
	Scru-Band Clamping System	36
Hose Fittings	Tri-Lokt® Systems	37-38
	Swaged Hose Nipples	38
	Full Flow Hose Nipples	38
	Male Hose Nipples	38-39
	Hose Menders	39
Tools	Hand Tools	40
	Power Tools	41
Technical Data	Patents, Trademarks, Codes, Approvals	42
	Abbreviations and Definitions	43
	Metals Data	44-45
	Index	46-47



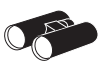

Can't find what you're looking for? Custom configurations and ***COLOR-IT***™ available on most products. Call +44 (0)1246 479479.

Applications

Pole & Signal Mounting



Traffic Signals





Mast Arm Sign Installation



Enclosure Mounting



Pole Fastening

Hose Clamping & Assembly



Chemical Transport





Agriculture



Dairies and Wineries



Tri-Lokt Assembly

Printed on recycled paper

Applications

Construction and Mining



Pulp and Paper





Hose Shielding



Underground Cables



Cooling Tower Elements

Transportation



Exhaust Pipe Heat Shield



Side Air Bag Bracket





Constant Velocity Boots



Charge Air Cooling Assembly



Exhaust Gas Re-circulation



Heat and Sound Shielding



Hybrid Harness

Applications

Cable TV and Telecommunications



Cell Tower



Telecommunications

Aerospace

Shield Termination Assembly





General Fastening



Brake Line



Washer Drum



Irrigation Systems





Tube and Hose Bundling



Agriculture

Printed on recycled paper

Applications

Ship Building



Identification Systems





Cable Bundling





Petrochemical

Identification







Insulation

Down Hole Instrumentation





Hose

Marine and Subsea

Strake







Marine Cable Bundling



Piling Shields

Band and Buckle Systems

- High strength fastening and clamping.
- Wide variety of materials, widths and thicknesses.
- Can be formed to virtually any diameter and shape.



BAND-IT® **Band**

Band Comparison Chart

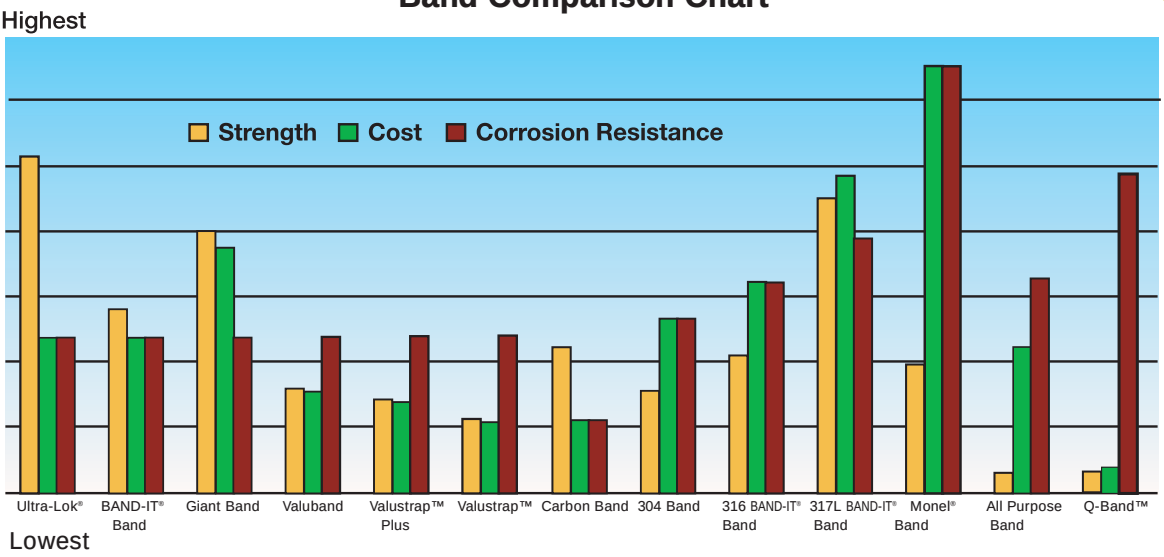

NOTE: Comparisons for Strength and Cost are based on similar widths and thicknesses

This chart is for illustrative purposes only.



Ultra-Lok® Tote

MOST POPULAR

Ultra-Lok® Systems

- Apply four times faster than band and buckle with hand tools!
- Form band lock under full tension, meaning less slippage.
- Correct assembly guided by matching arrow indicators on band and buckle.
- Offers good resistance to oxidation and many moderate corrosive agents.
- 201 1/4 hard SS band provides greater material strength allowing tighter clamps and can be double wrapped for additional strength.
- 3/4" band available in plastic tote with buckle storage area, 1/2" band available in cardboard boxes.
- Application Tools: UL4000 Ultra-Lok® rechargeable portable tool and UL9010 Ultra-Lok® 110-volt & 240-volt AC, corded electric tool.



UL4000 Tool with Ultra-Lok® Band & Buckle

BAND-FAST™

- Ready to Use.
- Pre-cut and pre-assembled with a clip, buckle or seal.
- Saves up to 30% time and labor costs for large projects.
- Reduce material costs and scrap with pre-cut band lengths.
- Available in standard and custom sizes and materials.
- Now available with COLOR-IT™.
- Application Tools: C00169, C00369, C07569, and C40099.



BAND-FAST™

COLOR-IT™

- Available in a variety of types and colours.
- Superior performance, UV resistance, and durability.

BAND-IT can match any colour. Call for quote.

Printed on recycled paper

GENERAL USE

BAND-IT® Band
- 201 SS, bright annealed finish sets the standard with a combination of high strength and quality appearance.
- Offers good resistance to oxidation and many moderate corrosive agents.
- EASY SCALE - Patented imprint on the band to quickly determine band length without waste.
- Durable plastic tote dispensers available.
- Application Tools: C00169, C00369, C07569, C08569, and C40099.



BAND-IT® Tote



BAND-IT® EASY SCALE

Giant Band
- The widest and thickest band provides maximum strength.
- Available in 201 SS bright or matte finish.
- Application Tools: C00369 for 3/4" band only and G40269.



Giant Band

VALU-STRAP™, VALU-STRAP Plus™, and Valuband
- Economical band suitable for light duty applications.
- Thickness: 0.015", 0.020", 0.025".
- May be 200 or 300 series SS, typically non-magnetic.
- Application Tools: C00169, C00369, C07569, C08569, and C40099.



VALU-STRAP™

Galvanized Carbon Steel Band
- Utilized mainly for low cost.
- Minimal corrosion resistance.
- Application Tools: C00169, C00369, C07569, C08569, and C40099.



Galvanized Carbon Steel Band

CORROSION RESISTANT

304 Stainless Steel Band
- Economical band suitable for light duty applications in typical atmospheres.
- Application Tools: C00169, C00369, C07569, C08569, and C40099.

316 Uncoated and Coated Stainless Steel Band
- Superior corrosion resistance in typical atmospheres and fresh water.
- Available with halogen free coating (PPA 571) for additional corrosion resistance and smoother edges.
- Application Tools for uncoated band: C00169, C00369, C07569, C08569, and C40099.
- Application Tools for coated band: C07569, C08569, and C40099.



316 Stainless Steel Band

317L Stainless Steel Band
- Superior corrosion resistance in industrial and marine atmospheres, salt water, and mild chemicals.
- Application Tools: C00169, C00369, and C40069.

Monel® 400 Band
- Superior corrosion resistance in marine, salt water, and harsh chemical environments.
- Application Tools: C00169, C00369, and C40069.



Monel® 400 Band

SPECIAL PURPOSE

All Purpose Band
- Evenly spaced holes allow fastening with screw or nut and bolt.
- Uncoated or coated with halogen free coating (PPA 571).
- Easy to install with common hand tools.



All Purpose Band

Q-Band™
- Polypropylene band - ideal for hundreds of light duty applications.
- UV resistant.
- Can be tightened by hand or with easy-to-use Q-Band™ manual tool (Q72099).
- Reusable clamps.



Q70499 Q-Band™

Other Speciality Materials are available. Call for quote.

ULTRA-LOK®

The Ultimate Clamping System

Ultra-Lok® Band

Part No.	Material*	Band Width Inches	Band Width mm	Maximum Clamp Diameter Single Wrap In	Single Wrap mm	Double Wrap In	Double Wrap mm	Band Length In	Band Length mm	Package Quantity	Package Weight Lbs	Package Weight Kg
UL1018**	201 SS	1/2	12.7	3	76	not suggested		18	457	50/box	4.1	1.9
UL1024**	201 SS	1/2	12.7	5	127	2.5	64	24	610	50/box	5.3	2.4
UL1028**	201 SS	1/2	12.7	6	152	3.0	76	28	711	50/box	6.4	2.9
UL1032**	201 SS	1/2	12.7	7	178	3.5	89	32	813	50/box	7.2	3.3
UL1036**	201 SS	1/2	12.7	8	203	4.0	102	36	914	50/box	8.0	3.6
UL1046**	201 SS	1/2	12.7	11	279	5.5	140	46	1168	25/box	5.9	2.7
UL1056**	201 SS	1/2	12.7	14	356	7.0	178	56	1422	25/box	7.1	3.2
UL1070**	201 SS	1/2	12.7	18	457	9.0	229	70	1778	25/box	8.5	3.9
UL1086**	201 SS	1/2	12.7	22	559	11.0	280	86	2184	25/box	10.2	4.6
UL1096**	201 SS	1/2	12.7	25	635	12.5	318	96	2438	25/box	11.2	5.1
UL1106**	201 SS	1/2	12.7	28	711	14.0	356	106	2692	25/box	12.3	5.6
UL1116**	201 SS	1/2	12.7	31	787	15.5	394	116	2946	25/box	13.3	6.0
UL2020	201 SS	3/4	19.1	4	102	not suggested		20	508	30/tote	4.3	2.0
UL2024	201 SS	3/4	19.1	5	140	not suggested		24	610	25/tote	4.1	1.9
UL2028	201 SS	3/4	19.1	6	152	not suggested		28	711	21/tote	4.3	2.0
UL2032	201 SS	3/4	19.1	7	178	3.5	89	32	813	19/tote	4.3	2.0
UL2036	201 SS	3/4	19.1	8	252	4.0	102	36	914	33/tote	8.2	3.7
UL2040	201 SS	3/4	19.1	10	254	4.5	127	40	1016	30/tote	7.75	3.5
UL2044	201 SS	3/4	19.1	11	267	5.5	140	44	1118	27/tote	8.2	3.7
UL2048	201 SS	3/4	19.1	12	305	6.0	153	48	1219	25/tote	8.2	3.7
UL2052	201 SS	3/4	19.1	13	330	6.5	165	52	1321	23/tote	8.2	3.7
UL2060	201 SS	3/4	19.1	15	381	7.5	191	60	1524	20/tote	8.2	3.7
UL2068	201 SS	3/4	19.1	17	445	8.5	216	68	1727	17/tote	8.2	3.7
UL2076	201 SS	3/4	19.1	20	508	10.0	254	76	1930	15/tote	8.2	3.7
UL2084	201 SS	3/4	19.1	22	559	11.0	280	84	2134	14/tote	8.2	3.7
UL2092	201 SS	3/4	19.1	24	622	12.0	305	92	2337	13/tote	8.2	3.7
UL2120	201SS	3/4	19.1	32	826	16.0	407	120	3048	10/tote	8.2	3.7
UL2150	201 SS	3/4	19.1	41	1029	20.5	508	150	3810	8/tote	8.2	3.7
UL2175	201 SS	3/4	19.1	48	1232	24.0	610	175	4445	7/tote	8.2	3.7

** 1/2" bands will require M09387 for UL4000 and UL9010 tool. Contact Factory.
3/4" width band lengths 36" or longer in 100' totes; 34" or less in 50' totes.
Ultra-Lok® is also available in preformed clamps, see page 32.

Ultra-Lok® Buckle

Part No.	Material*	Description	Package Quantity	Package Weight Lbs.	Package Weight Kg
UB2549	201 SS	Ultra-Lok® Buckles, 1/2"	100/box	3.7	1.7
UB2569	201 SS	Ultra-Lok® Buckles, 3/4"	100/box	3.7	1.7

Ultra-Lok® Tools

Part No.	Description	Package Quantity	Package Weight Lbs.	Package Weight Kg
UL4000	Ultra-Lok® 18-volt Rechargeable, Portable Tool	each	17.5	7.9
UL9010	Ultra-Lok® 110-volt AC / 240-volt AC, Corded, Electric Tool	each	15	6.8
ULK249	Kit; Used to upgrade the tension body of the UL9000 and the UL9010	each	0.4	0.2
M09387	1/2" Shear plate for UL4000, upgraded UL9000 and UL9010 to convert from 3/4" Ultra-Lok® to 1/2" Ultra-Lok® Clamp Systems	each	0.1	0.1

*BAND-IT reserves the right to substitute material with equal or better corrosion resistance and/or mechanical specifications.



Ultra-Lok® Band and Buckle formed to a completed lock



1/2" Ultra-Lok® Band and Buckles



Ultra-Lok® Tote



Ultra-Lok® UL4000



Ultra-Lok® UL9010

SEE PAGE 32 FOR MORE DETAILS ON THE ULTRA-LOK® TOOLS.

Printed on recycled paper

BAND-FAST™

BAND-FAST™ is ready to use band, pre-cut and pre-assembled with a clip, buckle or seal. Pre-assembled product gives you an edge over your competition as it saves up to 30% time and labor costs for your large projects. Wherever you traditionally use Band & Buckle, or have a need for innovative products, ***BAND-FAST***™ can do the job faster and with less scrap material! ***BAND-FAST***™ is available in many materials including: Monel®, Inconel®, AL6XN®, Titanium, AL2003™, 316SS and others upon request.



Determining the correct length for BAND-FAST™ products

When determining the correct product length, ***BAND-FAST***™ is measured from end to end.

BAND-FAST™ Precut and Assembled with Clip

Part No.	Material*	Width In	Width mm	Thickness In	Thickness mm	Finished Length In	Finished Length cm	Maximum Diameter Single Wrap In	Maximum Diameter Single Wrap mm	Maximum Diameter Double Wrap In	Maximum Diameter Double Wrap mm	Package Quantity	Package Weight Lbs	Package Weight Kg	Application Tools
L20399	201 SS	1/4	6.4	0.020	0.51	10	25	2	50	not suggested		100/box	2.2	0.9	C00169 C00369 C07569 J02069† C40099
L20499	201 SS	1/4	6.4	0.020	0.51	16	40	3-1/2	88	1-1/2	38	100/box	3.1	1.4	
L20799	201 SS	1/4	6.4	0.020	0.51	19	48	5	127	2-1/2	63	100/box	3.5	1.6	
L20899	201 SS	1/4	6.4	0.020	0.51	26	68	7	177	3-1/2	88	100/box	4.6	2.1	
L21099	201 SS	1/4	6.4	0.020	0.51	34	86	9	228	4-1/2	114	100/box	5.6	2.6	
L22199	201 SS	3/8	9.6	0.025	0.64	16	40	3-1/2	88	1-1/2	38	100/box	6.2	2.8	
L22999	201 SS	3/8	9.6	0.025	0.64	44	112	12	305	6	152	25/box	3.6	1.6	
L24299	201 SS	1/2	12.7	0.030	0.76	18	45	4	102	2	50	100/box	10.5	4.8	
L24699	201 SS	1/2	12.7	0.030	0.76	31	78	8	203	4	101	25/box	4.7	2.1	
L26399	201 SS	5/8	15.9	0.030	0.76	21	53	5	127	2-1/2	63	100/box	15.1	6.8	
L27199	201 SS	5/8	15.9	0.030	0.76	56	142	16	406	8	203	25/box	9.0	4.1	
L27399	201 SS	5/8	15.9	0.030	0.76	69	508	20	508	10	175	25/box	10.7	4.8	
L28499	201 SS	3/4	19.1	0.030	0.76	24	60	6	152	3	76	50/box	10.9	4.9	
L28899	201 SS	3/4	19.1	0.030	0.76	37	93	10	254	5	127	25/box	7.6	3.5	
L29099	201 SS	3/4	19.1	0.030	0.76	50	127	14	355	7	177	25/box	9.7	4.4	
L29299	201 SS	3/4	19.1	0.030	0.76	62	157	18	457	9	228	25/box	11.6	5.3	

† The J02069 can be used with 3/8" maximum width product.

BAND-FAST™ Precut and Assembled with Ear-Lokt Buckle

Part No.	Material*	Width In	Width mm	Thickness In	Thickness mm	Finished Length In	Finished Length cm	Maximum Diameter Single Wrap In	Maximum Diameter Single Wrap mm	Maximum Diameter Double Wrap In	Maximum Diameter Double Wrap mm	Package Quantity	Application Tools
BFES-A0830-020	201 SS	1/2	12.7	0.030	0.76	20	51	4	102	2	51	25/box	C00169 C00369 C40099
BFES-A0830-024	201 SS	1/2	12.7	0.030	0.76	24	61	5	127	2.5	64	25/box	
BFES-A0830-027	201 SS	1/2	12.7	0.030	0.76	27	69	6	152	3	76	25/box	
BFES-A0830-034	201 SS	1/2	12.7	0.030	0.76	34	86	8	203	4	102	25/box	
BFES-A0830-041	201 SS	1/2	12.7	0.030	0.76	41	104	10	254	5	127	25/box	
BFES-A0830-048	201 SS	1/2	12.7	0.030	0.76	48	122	12	305	6	152	25/box	
BFES-A0830-055	201 SS	1/2	12.7	0.030	0.76	55	140	14	356	7	178	25/box	
BFES-A0830-069	201 SS	1/2	12.7	0.030	0.76	69	175	18	457	9	229	25/box	
BFES-A0830-076	201 SS	1/2	12.7	0.030	0.76	76	193	20	508	10	254	15/box	
BFES-A0830-090	201 SS	1/2	12.7	0.030	0.76	90	229	24	610	12	305	15/box	
BFES-A1230-020	201 SS	3/4	19.1	0.030	0.76	20	51	4	102	2	51	25/box	
BFES-A1230-024	201 SS	3/4	19.1	0.030	0.76	24	61	5	127	2.5	64	25/box	
BFES-A1230-027	201 SS	3/4	19.1	0.030	0.76	27	69	6	152	3	76	25/box	
BFES-A1230-034	201 SS	3/4	19.1	0.030	0.76	34	86	8	203	4	102	25/box	
BFES-A1230-041	201 SS	3/4	19.1	0.030	0.76	41	104	10	254	5	127	25/box	
BFES-A1230-048	201 SS	3/4	19.1	0.030	0.76	48	122	12	305	6	152	25/box	
BFES-A1230-055	201 SS	3/4	19.1	0.030	0.76	55	140	14	356	7	178	25/box	
BFES-A1230-069	201 SS	3/4	19.1	0.030	0.76	69	175	18	457	9	229	25/box	
BFES-A1230-076	201 SS	3/4	19.1	0.030	0.76	76	193	20	508	10	254	15/box	
BFES-A1230-090	201 SS	3/4	19.1	0.030	0.76	90	229	24	610	12	305	15/box	

*BAND-IT reserves the right to substitute material with equal or better corrosion resistance and/or mechanical specifications.



BAND-FAST™ is now available in standard pre-determined lengths as well as custom lengths and materials. Call for special quote.

See page 3.

COLOR-IT™ Polyester

COLOR-IT™ coatings are available in a variety of colours and types providing superior performance and manufactured with your specific application in mind. Whether you are colour-matching decorative light poles, identifying materials, or matching existing hardware on specific projects, COLOR-IT™ has the right coating for your project needs. Products coated with COLOR-IT™ work with standard banding tools.





COLOR-IT™



Standard COLOR-IT™ colours

Roll Band with COLOR-IT™ - Polyester

Part No.	Material*	Width In	Width mm	Thickness In	Thickness mm	Package Quantity	Package Weight Lbs.	Package Weight Kg	Color	RAL#	Application Tools
C204C9-P000	201SS	1/2	12.7	0.030	0.76	100'/roll	5.1	2.3	White	9016	C00169, C00369, C40099, C08569
C204C9-P100	201SS	1/2	12.7	0.030	0.76	100'/roll	5.1	2.3	Red	3001	
C204C9-P200	201SS	1/2	12.7	0.030	0.76	100'/roll	5.1	2.3	Orange	2008	
C204C9-P300	201SS	1/2	12.7	0.030	0.76	100'/roll	5.1	2.3	Yellow	1018	
C204C9-P302	201SS	1/2	12.7	0.030	0.76	100'/roll	5.1	2.3	Tan	1001	
C204C9-P400	201SS	1/2	12.7	0.030	0.76	100'/roll	5.1	2.3	Green	6032	
C204C9-P500	201SS	1/2	12.7	0.030	0.76	100'/roll	5.1	2.3	Blue	5002	
C204C9-P550	201SS	1/2	12.7	0.030	0.76	100'/roll	5.1	2.3	Lt. Blue	5012	
C204C9-P600	201SS	1/2	12.7	0.030	0.76	100'/roll	5.1	2.3	Purple	4008	
C204C9-P700	201SS	1/2	12.7	0.030	0.76	100'/roll	5.1	2.3	Gray	7036	
C204C9-P800	201SS	1/2	12.7	0.030	0.76	100'/roll	5.1	2.3	Brown	8002	
C204C9-P900	201SS	1/2	12.7	0.030	0.76	100'/roll	5.1	2.3	Black	9004	
C206C9-P900	201SS	3/4	19.1	0.030	0.76	100'/roll	7.6	3.4	Black	9004	

Ear-Lokt Buckles with COLOR-IT™ - Polyester

Part No.	Material*	Width In	Width mm	Package Quantity	Package Weight Lbs.	Package Weight Kg	Color	RAL#	Application Tools
C25499-D900	201SS	1/2	12.7	100/box	1.7	0.8	Black	9004	C00169, C00369, C08569
C25699-D900	201SS	3/4	19.1	100/box	3.5	1.6	Black	9004	



BAND-IT Can Match Any Colour. Call for Quote.



Roll Band with COLOR-IT™ Polyester

BAND-FAST™ with Ear-Lokt Buckle with COLOR-IT™ - Polyester

Part No.	Material*	Width In	Width mm	Thickness In	Thickness mm	Finished Length In	Finished Length cm	Maximum Diameter Single Wrap In	Maximum Diameter Single Wrap mm	Maximum Diameter Double Wrap In	Maximum Diameter Double Wrap mm	Package Quantity	Color	Application Tools
BFES-A0830-020-P900C=	201 SS	1/2	12.7	0.030	0.76	20	51	4	102	2	51	25/box	Black=	C00169, C00369, C40099, C08569
BFES-A0830-024-P900C=	201 SS	1/2	12.7	0.030	0.76	24	61	5	127	2.5	64	25/box	Black=	
BFES-A0830-027-P900C=	201 SS	1/2	12.7	0.030	0.76	27	69	6	152	3	76	25/box	Black=	
BFES-A0830-034-P900C=	201 SS	1/2	12.7	0.030	0.76	34	86	8	203	4	102	25/box	Black=	
BFES-A0830-041-P900C=	201 SS	1/2	12.7	0.030	0.76	41	104	10	254	5	127	25/box	Black=	
BFES-A0830-048-P900C=	201 SS	1/2	12.7	0.030	0.76	48	122	12	305	6	152	25/box	Black=	
BFES-A0830-055-P900C=	201 SS	1/2	12.7	0.030	0.76	55	140	14	356	7	178	25/box	Black=	
BFES-A0830-069-P900C=	201 SS	1/2	12.7	0.030	0.76	69	175	18	457	9	229	25/box	Black=	
BFES-A0830-076-P900C=	201 SS	1/2	12.7	0.030	0.76	76	193	20	508	10	254	15/box	Black=	
BFES-A0830-090-P900C=	201 SS	1/2	12.7	0.030	0.76	90	229	24	610	12	305	15/box	Black=	
BFES-A0830-020-P900C	201 SS	3/4	19.1	0.030	0.76	20	51	4	102	2	51	25/box	Black	
BFES-A1230-024-P900C	201 SS	3/4	19.1	0.030	0.76	24	61	5	127	2.5	64	25/box	Black	
BFES-A1230-027-P900C	201 SS	3/4	19.1	0.030	0.76	27	69	6	152	3	76	25/box	Black	
BFES-A1230-034-P900C	201 SS	3/4	19.1	0.030	0.76	34	86	8	203	4	102	25/box	Black	
BFES-A1230-041-P900C	201 SS	3/4	19.1	0.030	0.76	41	104	10	254	5	127	25/box	Black	
BFES-A1230-048-P900C	201 SS	3/4	19.1	0.030	0.76	48	122	12	305	6	152	25/box	Black	
BFES-A1230-055-P900C	201 SS	3/4	19.1	0.030	0.76	55	140	14	356	7	178	25/box	Black	
BFES-A1230-069-P900C	201 SS	3/4	19.1	0.030	0.76	69	175	18	457	9	229	25/box	Black	
BFES-A1230-076-P900C	201 SS	3/4	19.1	0.030	0.76	76	193	20	508	10	254	15/box	Black	
BFES-A1230-090-P900C	201 SS	3/4	19.1	0.030	0.76	90	229	24	610	12	305	15/box	Black	



Ear-Lokt Buckle with COLOR-IT™ Black Polyester



***BAND-FAST*™ with COLOR-IT™ Black Polyester**

†*BAND-FAST*™ in ½" wide 201 SS is also available in other COLOR-IT™ colours and buckle configurations. Please call for more information.

*BAND-IT reserves the right to substitute material with equal or better corrosion resistance and/or mechanical specifications.

Printed on recycled paper

201 Stainless Steel BAND-IT® BAND

Part No.	Material*	Width In	Width mm	Thickness In	Thickness mm	Average Breaking Strength (lbs)	Package Quantity	Package Weight Lbs	Package Weight Kg	Application Tools
C20299	201 SS	1/4	6.4	0.020	0.51	500	100'/roll	1.7	0.7	C00169 C00369 C40099 C08569 J02069†
C20399	201 SS	3/8	9.6	0.025	0.64	900	100'/roll	3.2	1.5	
C203Y9	201 SS	3/8	9.6	0.025	0.64	900	Yellow Tote 100'/roll	3.6	1.6	
C20499	201 SS	1/2	12.7	0.030	0.76	1500	100'/roll	5.1	2.3	
C204B9	201 SS	1/2	12.7	0.030	0.76	1500	Blue Tote 100'/roll	5.5	2.5	
C20599	201 SS	5/8	15.9	0.030	0.76	1875	100'/roll	6.4	2.9	
C205G9	201 SS	5/8	15.9	0.030	0.76	1875	Green Tote 100'/roll	6.8	3.1	
C20699	201 SS	3/4	19.1	0.030	0.76	2250	100'/roll	7.7	3.5	
C206R9	201 SS	3/4	19.1	0.030	0.76	2250	Red Tote 100'/roll	8.2	3.7	

† The J02069 can be used with 3/8" maximum width product.

BAND-IT® Buckle Ear-Lokt Style

Part No.	Material*	Width In	Width mm	Package Quantity	Package Weight Lbs	Package Weight Kg
C25299**	SS	1/4	6.4	100/box	0.3	0.1
C25399	SS	3/8	9.6	100/box	0.8	0.4
C25499	SS	1/2	12.7	100/box	2.1	1.0
C25599	SS	5/8	15.9	100/box	2.4	1.1
C25699	SS	3/4	19.1	100/box	3.7	1.7

**Clip style.



Giant Band

Part No.	Material*	Width In	Width mm	Thickness In	Thickness mm	Average Breaking Strength (lbs)	Package Quantity	Package Weight Lbs	Package Weight Kg	Application Tools
G43099	201 SS	3/4	19.1	0.044	1.10	3300	100'/roll	11.6	5.4	G40269
G43199	201 SS	1	25.4	0.044	1.10	4400	100'/roll	13.7	6.4	
G43299	201 SS	1 1/4	31.8	0.044	1.10	5500	100'/roll	17.2	8.0	

Galvanized Carbon Steel also available.

Giant Buckle Ear-Lokt Style

Part No.	Material*	Width In	Width mm	Package Quantity	Package Weight Lbs	Package Weight Kg
G44099	SS	3/4	19.1	25/box	1.8	0.8
G44199	SS	1	25.4	25/box	2.4	1.1
G44299	SS	1 1/4	31.8	25/box	3.2	1.4



Hand Tools for Band and Buckle

Part No.	Description	Package Weight Lbs.	Package Weight Kg
C00199	BAND-IT® Tool - For band widths from 3/16" to 3/4"	4.3	1.8
C00399	BAND-IT® Heavy Duty Tool - For band widths from 3/16" to 3/4"	4.3	1.8
C07599	Bantam Tool - For band widths from 3/16" to 3/4"	2.6	1.1
C08599	Bantam strapping tool - Low torque for band widths from 3/16" to 3/4"	2.6	1.1
C40099	Ratchet Tool - For band widths from 3/16" to 3/4" Ratchet style alternative to C00169	3.3	1.4
G40299	Giant Tool - For use with only Giant Band from 3/4" to 1 1/4"	10.4	4.5
J02099	Pok-It II Tool with cutter - For band widths from 3/16" to 3/8" wide	0.8	0.3
J07599	Thriftool®, 10 Pack - Applies tension, 3/16" - 3/8" wide band, BAND-FAST™, BAND-IT Jr.® Clamps	5.9	2.7


G40299 Giant Tool


J02099 Pok-It II Tool with Cutter

*BAND-IT reserves the right to substitute material with equal or better corrosion resistance and/or mechanical specifications.



Hand Tools for Band & Buckle


C00199 BAND-IT® Tool


C00399 BAND-IT® Heavy Duty Tool


C07599 Bantam Tool


C08599 Bantam Strapping Tool


C40099 Ratchet Tool

See page 3.

VALU-STRAP™

Part No.	Material*	Width In	Width mm	Thickness In	Thickness mm	Average Breaking Strength (lbs)	Package Quantity	Package Weight Lbs	Package Weight Kg	Application Tools
C13199	SS	3/16	4.8	0.015	0.38	280	100'/roll	1.2	0.5	C00169 C00369 C07569 C08569 C40099 J02069†
C13399	SS	3/8	9.6	0.015	0.38	450	100'/roll	2.2	1.0	
C13499	SS	1/2	12.7	0.015	0.38	600	100'/roll	2.9	1.3	
C13599	SS	5/8	15.9	0.015	0.38	750	100'/roll	3.6	1.7	
C13699	SS	3/4	19.1	0.015	0.38	900	100'/roll	4.4	2.0	
C12399	SS	3/8	9.6	0.015	0.38	450	300'/roll	4.4	3.0	
C12499	SS	1/2	12.7	0.015	0.38	600	300'/roll	5.8	3.9	
C12599	SS	5/8	15.9	0.015	0.38	750	300'/roll	7.3	5.1	
C12699	SS	3/4	19.1	0.015	0.38	900	300'/roll	8.8	6.0	

These products available in 300' rolls & Mill coil.
† The J02069 can be used with 3/8" maximum width product.

VALU-STRAP™ Plus

Part No.	Material*	Width In	Width mm	Thickness In	Thickness mm	Average Breaking Strength (lbs)	Package Quantity	Package Weight Lbs	Package Weight Kg	Application Tools
C19199	SS	3/8	9.6	0.020	0.51	600	100'/roll	2.9	1.3	C00169 C00369 C40099 C07599 C08599 J02069†
C18189	SS	1/2	12.7	0.020	0.51	850	100'/roll	3.8	1.7	
C17199	SS	5/8	15.9	0.020	0.51	1000	100'/roll	5.6	2.6	
C16189	SS	3/4	19.1	0.020	0.51	1275	100'/roll	5.7	2.5	
C19399	SS	3/8	9.6	0.020	0.51	600	200'/roll	5.8	2.6	
C18389	SS	1/2	12.7	0.020	0.51	850	200'/roll	7.6	3.4	
C17399	SS	5/8	15.9	0.020	0.51	1000	200'/roll	11.2	5.2	
C16389	SS	3/4	19.1	0.020	0.51	1275	200'/roll	11.4	5.0	

† The J02069 can be used with 3/8" maximum width product.

Valuband

Part No.	Material*	Width In	Width mm	Thickness In	Thickness mm	Average Breaking Strength (lbs)	Package Quantity	Package Weight Lbs	Package Weight Kg	Application Tools
C14499	SS	1/2	12.7	0.025	0.64	1000	100'/roll	4.5	2.0	C00169 C00369 C07569 C08569 C40099
C14599	SS	5/8	15.9	0.025	0.64	1250	100'/roll	5.6	2.6	
C14699	SS	3/4	19.1	0.025	0.64	1590	100'/roll	6.7	3.0	
C14899	SS	1/2	12.7	0.025	0.64	1000	200'/roll	9.0	4.0	
C14999	SS	5/8	15.9	0.025	0.64	1250	200'/roll	11.2	5.2	
C15099	SS	3/4	19.1	0.025	0.64	1590	200'/roll	13.4	6.0	

These products available in 300' rolls & Mill coil.

Valuclip

Part No.	Material*	Width In	Width mm	Package Quantity	Package Weight Lbs	Package Weight Kg
C15199	SS	3/16	4.8	100/box	0.2	0.1
C15399	SS	3/8	9.6	100/box	0.6	0.3
C15499	SS	1/2	12.7	100/box	1.1	0.5
C15599	SS	5/8	15.9	100/box	1.2	0.5
C15699	SS	3/4	19.1	100/box	2.1	0.9



Valuclip

Stainless Steel Clip

Part No.	Material*	Width In	Width mm	Package Quantity	Package Weight Lbs	Package Weight Kg
C25299	SS	1/4	6.4	100/box	0.3	0.1
L15399	SS	3/8	9.6	100/box	0.9	0.4
L15499	SS	1/2	12.7	100/box	1.5	0.7
L15599	SS	5/8	15.9	100/box	1.8	0.8
L15699	SS	3/4	19.1	100/box	2.6	1.2

BAND-IT Band Boxed

Part No.	Material*	Width In	Width mm	Thickness In	Thickness mm	Average Breaking Strength (lbs)	Package Quantity	Package Weight Lbs	Package Weight Kg	Application Tools
C92399	200/300 SS	3/8	9.6	0.025	0.63	900	100'/roll	3.3	1.6	C00189 C00399 C40099
C92499	200/300 SS	1/2	12.7	0.030	0.76	1350	100'/roll	5.1	2.4	
C92599	200/300 SS	5/8	15.9	0.030	0.76	1600	100'/roll	6.4	3.0	
C92699	200/300 SS	3/4	19.1	0.030	0.76	2000	100'/roll	7.7	3.6	

These products available in Mill coil lengths. All sizes in standard cardboard packaging.

*BAND-IT reserves the right to substitute material with equal or better corrosion resistance and/or mechanical specifications.



C40099 Ratchet Tool
For product information see page 13 .



VALU-STRAP™



Thriftool®
For product information see page 13.



C07569 Bantam Tool
For product information see page 13.



Stainless Steel Clip

Printed on recycled paper

BAND-IT Buckles

Part No.	Material*	Width In	Width mm	Package Quantity	Package Weight Lbs	Package Weight Kg
C95399	200/300 SS	3/8	9.6	100	0.8	0.4
C95499	200/300 SS	1/2	12.7	100	2.1	1.0
C95599	200/300 SS	5/8	15.9	100	2.4	1.1
C95699	200/300 SS	3/4	19.1	100	3.7	1.7

These products available in Mill coil lengths. All sizes in standard cardboard packaging.

304 Stainless Steel Band

Part No.	Material*	Width In	Width mm	Thickness In	Thickness mm	Average Breaking Strength (lbs)	Package Quantity	Package Weight Lbs	Package Weight Kg	Application Tools
C90399	304 SS	3/8	9.6	0.015	0.38	450	200'/roll	4.4	2.0	C00169 C00369 C40099 C08569 J02069†
C91399	304 SS	3/8	9.6	0.020	0.51	600	200'/roll	5.9	2.7	
C90499	304 SS	1/2	12.7	0.015	0.38	600	200'/roll	5.8	2.6	
C91499	304 SS	1/2	12.7	0.020	0.51	850	200'/roll	7.6	3.4	
C90599	304 SS	5/8	15.9	0.015	0.38	750	200'/roll	7.3	3.2	
C91599	304 SS	5/8	15.9	0.020	0.51	1000	200'/roll	9.5	4.3	
C90699	304 SS	3/4	19.1	0.015	0.38	900	200'/roll	8.8	3.9	
C91699	304 SS	3/4	19.1	0.020	0.51	1275	200'/roll	11.3	5.0	

† The J02069 can be used with 3/8" maximum width product.

316 Stainless Steel Band Uncoated and Coated

Part No.	Material*	Width In	Width mm	Thickness In	Thickness mm	Average Breaking Strength (lbs)	Package Quantity	Package Weight Lbs	Package Weight Kg	Application Tools
C40299	316 SS	1/4	6.4	0.020	0.51	400	100'/roll	2.0	0.9	C00169 C00369 C40099 C08569 J02069†
C40399	316 SS	3/8	9.6	0.025	0.64	750	100'/roll	3.5	1.6	
C403Y9	316 SS	3/8	9.6	0.025	0.64	750	Yellow Tote 100'/roll	3.7	1.7	
C40499	316 SS	1/2	12.7	0.030	0.76	1200	100'/roll	4.9	2.2	
C404B9	316 SS	1/2	12.7	0.030	0.76	1200	Blue Tote 100'/roll	5.6	2.6	
C40599	316 SS	5/8	15.9	0.030	0.76	1500	100'/roll	6.2	2.8	
C405G9	316 SS	5/8	15.9	0.030	0.76	1500	Green Tote 100'/roll	6.9	3.1	
C40699	316 SS	3/4	19.1	0.030	0.76	1800	100'/roll	7.5	3.4	
C406R9	316 SS	3/4	19.1	0.030	0.76	1800	Red Tote 100'/roll	8.2	3.7	
C44499	316 SS	1/2	12.7	0.015	0.38	600	200'/roll	5.7	2.6	
C444B9	316 SS	1/2	12.7	0.015	0.38	600	Blue Tote 200'/roll	5.8	2.7	
C44599	316 SS	5/8	15.9	0.015	0.38	750	200'/roll	6.7	3.0	
C445G9	316 SS	5/8	15.9	0.015	0.38	750	Green Tote 200'/roll	6.9	3.1	
C44699	316 SS	3/4	19.1	0.015	0.38	900	200'/roll	8.3	3.8	
C446R9	316 SS	3/4	19.1	0.015	0.38	900	Red Tote 200'/roll	8.4	3.8	

These products available in Mill coil.
† The J02069 can be used with 3/8" maximum width product.

316 Stainless Steel Coated Band

AE4329	316 SS	1/4	6.4	0.048**1.22**	335	82.5'/roll	2.0	0.9	C07569 C08569 C40099
AE4339	316 SS	3/8	9.6	0.048**1.22**	505	82.5'/roll	2.6	1.2	
AE4349	316 SS	1/2	12.7	0.048**1.22**	670	82.5'/roll	3.5	1.6	
AE4359	316 SS	5/8	15.9	0.048**1.22**	840	82.5'/roll	4.4	2.0	
AE4369	316 SS	3/4	19.1	0.048**1.22**	1000	82.5'/roll	5.3	2.4	

**Material thickness includes PPA 571 coating - Base material thickness is 0.015".

316 Stainless Steel Clip

Part No.	Material*	Width In	Width mm	Package Quantity	Package Weight Lbs	Package Weight Kg
AE4529	316 SS	1/4	6.4	100/box	0.3	0.1
AE4539	316 SS	3/8	9.6	100/box	0.6	0.3
AE4549	316 SS	1/2	12.7	100/box	1.0	0.4
AE4559	316 SS	5/8	15.9	100/box	1.1	0.5
AE4569	316 SS	3/4	19.1	100/box	1.3	0.6

316 Stainless Steel Ear-Lokt Buckle

Part No.	Material*	Width In	Width mm	Package Quantity	Package Weight Lbs	Package Weight Kg
C45299**	316 SS	1/4	6.4	100/box	0.3	0.1
C45399	316 SS	3/8	9.6	100/box	0.8	0.4
C45499	316 SS	1/2	12.7	100/box	2.1	1.0
C45599	316 SS	5/8	15.9	100/box	2.4	1.1
C45699	316 SS	3/4	19.1	100/box	3.7	1.7

** Clip style

Stainless Steel Scru-Lokt Buckle

Part No.	Material*	Width In	Width mm	Package Quantity	Package Weight Lbs	Package Weight Kg
C72099	301 SS 1/4 Hard	1/4	6.4	50/box	0.3	0.1
C72299	301 SS 1/4 Hard	3/8	9.6	50/box	0.5	0.2
C72499	301 SS 1/4 Hard	1/2	12.7	25/box	0.5	0.2
C72599	201 SS	5/8	15.9	25/box	0.8	0.4
C72699	201 SS	3/4	19.1	25/box	0.9	0.4

*BAND-IT reserves the right to substitute material with equal or better corrosion resistance and/or mechanical specifications.



C00369 BAND-IT® Heavy Duty Tool
For product information see page 13.



C00169 BAND-IT® Tool
For product information see page 13.



316 Stainless Steel Band



316 Coated Stainless Steel Band



316 Stainless Steel Clip



316 Stainless Steel Ear-Lokt Buckle



Stainless Steel Scru-Lokt Buckle

See page 3.

317L Band

Part No.	Material*	Width In	Width mm	Thickness In	Thickness mm	Average Breaking Strength (lbs)	Package Quantity	Package Weight Lbs	Package Weight Kg	Application Tools
C41399	317L 1/4 Hard SS	3/8	9.6	0.030	0.76	1290	300'/roll	11.9	5.3	C00169 C00369 C40099 J02069†
C42499	317L 1/4 Hard SS	1/2	12.7	0.020	0.51	1160	300'/roll	10.2	4.6	
C41499	317L 1/4 Hard SS	1/2	12.7	0.030	0.76	1725	300'/roll	15.9	7.2	
C41599	317L 1/4 Hard SS	5/8	15.9	0.030	0.76	2150	300'/roll	19.9	9.0	
C41699	317L 1/4 Hard SS	3/4	19.1	0.030	0.76	2580	300'/roll	23.9	10.8	

These products available in Mill coil.
† The J02069 tool can be used with 3/8" maximum width product.

Monel® 400 Band

Part No.	Material*	Width In	Width mm	Thickness In	Thickness mm	Average Breaking Strength (lbs)	Package Quantity	Package Weight Lbs	Package Weight Kg	Application Tools
C80399	Monel® 400	3/8	9.6	0.025	0.64	630	100'/roll	3.7	1.7	C00169
C80499	Monel® 400	1/2	12.7	0.030	0.76	1050	100'/roll	5.1	2.4	C00369
C80599	Monel® 400	5/8	15.9	0.030	0.76	1310	100'/roll	7.7	3.5	C40099
C80699	Monel® 400	3/4	19.1	0.030	0.76	1595	100'/roll	7.7	3.6	J02069†

† The J02069 tool can be used with 3/8" maximum width product.

Monel® 400 Buckle

Part No.	Material*	Width In	Width mm	Package Quantity	Package Weight Lbs	Package Weight Kg
C85399	Monel® 400	3/8	9.6	100/box	0.8	0.4
C85499	Monel® 400	1/2	12.7	100/box	2.1	1.0
C85599	Monel® 400	5/8	15.9	100/box	2.4	1.0
C85699	Monel® 400	3/4	19.1	100/box	3.7	1.7

BAND-IT All Purpose Band

Part No.	Material*	Width In	Width mm	Thickness In	Thickness mm	Diameter of Hole In	Diameter of Hole mm	Package Quantity	Package Weight Lbs	Package Weight Kg
AE4759	316 SS (coated)	1/2	12.7	0.050**	1.3**	3/16	5	82.5'/roll	3.1	1.4
AE4769	316 SS (coated)	3/4	19.1	0.050**	1.3**	9/32	7	82.5'/roll	5.3	2.4
AE4779	316 SS (coated)	1	25.4	0.050**	1.3**	5/16	8	82.5'/roll	7.3	3.3
AE4259	316 SS (uncoated)	1/2	12.7	0.030	0.76	3/16	5	82.5'/roll	3.1	1.4
AE4269	316 SS (uncoated)	3/4	19.1	0.030	0.76	9/32	7	82.5'/roll	4.6	2.1
AE4279	316 SS (uncoated)	1	25.4	0.030	0.76	5/16	8	82.5'/roll	5.5	2.5
AE4659	316 SS (coated)	1/2	12.7	0.050**	1.3**	3/16	5	33'/roll	3.1	1.4
AE4669	316 SS (coated)	3/4	19.1	0.050**	1.3**	9/32	7	33'/roll	5.3	2.4
AE4679	316 SS (coated)	1	25.4	0.050**	1.3**	5/16	8	33'/roll	7.3	3.3
AE4759	316 SS (coated)	1/2	12.7	0.050**	1.3**	3/16	5	82.5'/roll	3.1	1.4
AE4769	316 SS (coated)	3/4	19.1	0.050**	1.3**	9/32	7	82.5'/roll	5.3	2.4
AE4779	316 SS (coated)	1	25.4	0.050**	1.3**	5/16	8	82.5'/roll	7.3	3.3
AB4659	316 SS (coated)	1/2	12.7	0.050**	1.3**	3/16	5	9.9'/roll	0.4	0.2
AB4669	316 SS (coated)	3/4	19.1	0.050**	1.3**	9/32	7	9.9'/roll	0.4	0.2
AE4059	316 SS (uncoated)	1/2	12.7	0.030	0.76	3/16	5	33'/roll	1.2	0.6
AE4069	316 SS (uncoated)	3/4	19.1	0.030	0.76	9/32	7	33'/roll	2.0	0.9
AE4079	316 SS (uncoated)	1	25.4	0.030	0.76	5/16	8	33'/roll	2.2	1.0
AE4259	316 SS (uncoated)	1/2	12.7	0.030	0.76	3/16	5	82.5'/roll	3.1	1.4
AE4269	316 SS (uncoated)	3/4	19.1	0.030	0.76	9/32	7	82.5'/roll	4.6	2.1
AE4279	316 SS (uncoated)	1	25.4	0.030	0.76	5/16	8	82.5'/roll	5.5	2.5
AB4059	316 SS (uncoated)	1/2	12.7	0.030	0.76	3/16	5	9.9'/roll	0.4	0.2
AB4069	316 SS (uncoated)	3/4	19.1	0.030	0.76	9/32	7	9.9'/roll	0.4	0.2
AE5659	GCS (coated)	1/2	12.7	0.050**	1.3**	3/16	5	33'/roll	1.2	0.6
AE5669	GCS (coated)	3/4	19.1	0.050**	1.3**	9/32	7	33'/roll	2.0	0.9
AE5679	GCS (coated)	1	25.4	0.050**	1.3**	5/16	8	33'/roll	4.0	1.8
AE5759	GCS (coated)	1/2	12.7	0.050**	1.3**	3/16	5	82.5'/roll	3.1	1.4
AE5769	GCS (coated)	3/4	19.1	0.050**	1.3**	9/32	7	82.5'/roll	5.3	2.4
AE5779	GCS (coated)	1	25.4	0.050**	1.3**	5/16	8	82.5'/roll	9.9	4.5
AB5659	GCS (coated)	1/2	12.7	0.050**	1.3**	3/16	5	9.9'/roll	0.4	0.2
AB5669	GCS (coated)	3/4	19.1	0.050**	1.3**	9/32	7	9.9'/roll	0.4	0.2
AE5059	GCS (uncoated)	1/2	12.7	0.030	0.76	3/16	5	33'/roll	1.2	0.6
AE5069	GCS (uncoated)	3/4	19.1	0.030	0.76	9/32	7	33'/roll	2.0	0.9
AE5079	GCS (uncoated)	1	25.4	0.030	0.76	3/16	5	33'/roll	4.0	1.8

**Material thickness includes PPA 571 coating - Base material thickness is 0.030".

*BAND-IT reserves the right to substitute material with equal or better corrosion resistance and/or mechanical specifications.



Monel® 400 Band



Monel® 400
Ear-Lokt Buckle



All Purpose Band

Printed on recycled paper

Kits

BAND-IT® Warehouse Kit C27599*

- Portable rugged container, 16" x 8 1/2" x 9 3/4"(Weight: 51.5 lbs, 23.4 Kg).
- Kit includes: 1 each - C00169, close quarter tension nut, C20299, C20399, C20499, C20599, C20699, C25299, C25399, C25499, C25599, C25699, C72099, C72499, C72699.



C27599 BAND-IT®

BAND-IT® Band and Buckle Kit C27699 and C27799*

- Basic starter kit in a polyethylene case.
- Two versions available.
- C27699, 1/2" band and buckle kit includes: 1 - C00169, 1 - C20499, 1 - C25499, 1 - C72499 (Weight: 17.2 lbs, 7.8 Kg).
- C27799, 3/4" band and buckle kit includes: 1 - C00169, 1 - C20699, 1 - C25699, 1 - C72699 (Weight: 21.6 lbs, 9.8 Kg).



C27699 BAND-IT® Band and Buckle Kit

Pok-It Pak Kit J10099*

- Polyethylene carrying case.
- Kit includes: 1 - J02069 Pok-It II tool, 1 - C20299, 1 - C20399, 1 - C25299, 1 - C25399, 1 - C72099, 1 - C72299, 80 - Junior® Smooth ID clamps (20 - 3/8" W x 13/16" dia, 20 - 3/8" W x 1 3/8" dia, 20 - 1/4" W x 3/4" dia, 20 - 3/8" W x 1 3/8" dia), 10 - BAND-FAST™ 1/4" W x 16" L, 10 - BAND-FAST™ 1/4" W x 34" L.



J10099 Pok-It Pak Kit

ID Kit ID3009

An assortment of blank ID tags to use with the ID Tagging System. Also, includes various Tie-Lok® ties and Tie-Lok® tool for tag fastening.

- Package Weight: 22.7 Lbs (10.3 Kg)
- Kit Includes: 1-A92079, 2-ID1029, 1-ID1019, 1-ID1009, I-AS2119, 2-AS2129, 1-AS2139.



ID Kit ID3009

EASY READ **Kit AE0605**

An assortment of characters, carriers, and strips in a convenient carry case.

- Weight: 5.60 Lbs (2.54 Kg).
- Kit Includes: Carrying case, 50 of each character, carriers and strips.





EASY READ Kit AE0605

*Available on special order only

See page 3.

Brack-Its and Mounting Hardware

Brack-Its

- Used to mount traffic signs, security devices, and enclosures.
- Withstands stress and wind vibration with specially designed reinforcement ribs.
- Fully threaded to solidly anchor attachment bolts.
- Hex head bolts with metal and fiber washer, no nuts required.
- Applied with BAND-IT® Band and Buckles, VALU-STRAP™, VALU-STRAP Plus™, *BAND-FAST*™ or Ultra-Lok® Systems.

Mini Brack-It

Part No.	Description	Thickness In	Thickness mm	Package Quantity	Package Weight Lbs	Package Weight Kg
D31099	Flared Leg mini-Brack-It, SS with SS bolt and fiber washer. 1/2" slot	0.050	1.27	50/box	3.0	1.5
D31599	Straight Leg mini-Brack-It, SS, with SS bolt and fiber washer. 1/2" slot	0.050	1.27	50/box	3.0	1.5
D30288	5/16-24 x 1/2" Hex Head SS bolt, washer and fiber washer for mini-Brack-It	-	-	50/box	1.0	0.5

Single Bolt Flared Leg Brack-It

Part No.	Description	Thickness In	Thickness mm	Package Quantity	Package Weight Lbs	Package Weight Kg
D02189	Single bolt flared leg SS Brack-It with SS bolt, washer and fiber washer. 3/4" slot	0.070	1.78	50/box	7.0	3.2
D02299	Single bolt flared leg SS Brack-It only. 3/4" slot	0.070	1.78	50/box	5.5	7.5

Single Bolt Straight Leg Brack-It

Part No.	Description	Thickness In	Thickness mm	Package Quantity	Package Weight Lbs	Package Weight Kg
D00189	Single bolt straight leg SS with SS bolt, washer and fiber washer. 3/4" slot	0.070	1.78	50/box	7.0	3.2
D00499	Single bolt straight leg SS Brack-It only. 3/4" slot	0.070	1.78	50/box	5.6	2.5

2-Bolt Brack-It

Part No.	Description	Thickness In	Thickness mm	Package Quantity	Package Weight Lbs	Package Weight Kg
D00889	2 bolt straight leg SS Brack-It with SS Bolt, washer, and fiber washer. 3/4" slot	0.070	1.78	50/box	9.2	4.2
D00999	2 bolt straight leg SS Brack-It only. 3/4" slot	0.070	1.78	50/box	7.1	3.2

Bolts and Washers for Brack-Its

Part No.	Description	Package Quantity	Package Weight Lbs	Package Weight Kg
D00299	5/16"-18 x 3/4" Hex Head SS bolt, washer and fiber washer	50/ bag	1.3	0.6

L-Mount Right Angle Brack-It

Part No.	Description	Package Quantity	Package Weight Lbs	Package Weight Kg
D00799	L-Mount right angle Brack-It, 0.070" thick SS, includes two bolt holes suitable for 5/16" or 1/4" bolts. Solid anchor for signs mounted at right angle. Does not include bolts.	50/box	4.4	2.0



Printed on recycled paper

Mounting Plate

Part No.	Description	Package Quantity	Package Weight Lbs	Kg
D51089	Mounting Plate, Aluminum, 1-1/2" (3.81 mm) x 4-3/4" (120.7mm) with a 2" long 5/8" plated bolt.	25/box	15.0	6.8
D51289	Mounting Plate, Aluminum,1-1/2" x 5-1/4" with a 2" long 5/8" plated bolt.	25/box	21.3	9.6
D51389	Mounting Plate, Aluminum,1-1/2" x 5-1/4" with a 3" long 5/8" plated bolt.	25/box	21.3	9.6

- Aluminum extruded plate with 5/8 - 11 x 2" (50.8mm) plated bolt and nut.
- Available in two different sizes.
- Band slot width 1.375" to accommodate a single or double wrap of our 1 1/4" wide x .044 thick Giant Band.



D51089 Mounting Plate

BAND-IT® Bolt/Clamp

Part No.	Description	Package Quantity	Package Weight Lbs	Kg
D50089	Bolt/Clamp. Includes a 3/8-16 X 6.0" carriage bolt. Slot will accommodate 3/4" width Giant Band	50/box	23.7	10.8
D50489	Bolt/Clamp. Includes a 5/8-11 X 8.0" carriage bolt. Slot will accommodate 1-1/4" width Giant Band	25/box	33.0	15.0

- Aluminum extruded housing with plated carriage bolt, nut and washer.
- Can be used with Giant Band.



BAND-IT® Bolt/Clamp

Signal Mounts 1-1/2" NPT

Part No.	Description	Package Quantity	Package Weight Lbs	Kg
D04099	Signal Mount,1-1/2" NPT	25/box	19.4	8.8
D04599	Narrow Back Signal Mount, 1-1/2" NPT	25/box	18.3	8.3

- Attach to pole with 3/4" Ultra-Lok®, *BAND-FAST*™ or BAND-IT® Band.
- Radius of standard Signal Mount accommodates a large range of pole diameters.
- Narrow Back Signal Mount can be used on small diameter poles or for mounting on poles with flat surfaces.



Signal Mounts

COLOR-IT™ Polyester

COLOR-IT™ coatings are available in a variety of colours and types providing superior performance and manufactured with your specific application in mind. Whether you are colour-matching decorative light poles, identifying materials, or matching existing hardware on specific projects, COLOR-IT™ has the right coating for your project needs. Products coated with COLOR-IT™ work with standard banding tools.





COLOR-IT™



BAND-IT can match any colour. Call for a quote.

See page 3.

Identification Systems

Print your own tags on 304 or 316 stainless steel and apply with Tie-Lok® Ties. Tag imprinter is available with a choice of character sizes. Imprinter with character wheel weighs 29.5 lbs. (13.4kg).

ID Tag Imprinter Tool

Part No.	Tool supplied with:
ID2026	1/16" character wheel
ID2006	3/32" character wheel
ID2036	1/8" character wheel
ID2046	3/16" character wheel
ID2056	1/4" character wheel

Optional Letter Dial Kits

Part No.	Kit supplied with:
ID2816	1/16" character wheel
ID2906	3/32" character wheel
ID2826	1/8" character wheel
ID2836	3/16" character wheel
ID2846	1/4" character wheel



ID Tag Imprinter Tool

ID2859 ID Guide Accessory

Fixture that enables imprinting on Stainless Steel Bands up to ¾" x 0.030". Weight: 0.5 Lbs. (.02 Kg)

Coming Soon! **New ID tags with COLOR-IT™ colors and an expanded range of sizes and styles**

ID Tags

Part No.	Material*	Height	Length	Thickness In	Thickness mm	Package Quantity	Package Weight Lb	Package Weight Kg
ID1009	304 SS	0.75	2.0	0.015	0.38	100/box	0.5	0.2
ID1029	304 SS	0.75	3.5	0.015	0.38	100/box	0.8	0.4
ID1019	304 SS	1.50	2.5	0.015	0.38	100/box	1.2	0.6
ID4409	316 SS	0.75	2.0	0.015	0.38	100/box	0.5	0.2
ID4429	316 SS	0.75	3.5	0.015	0.38	100/box	0.8	0.4
ID4419	316 SS	1.50	2.5	0.015	0.38	100/box	1.2	0.6



ID1029

Customised Embossed Tags

Customised Embossed Tags

Part No.	Material*	Width	Thickness In	Thickness mm	No. of Characters
AE487	316 SS	10	0.01	0.25	1-10
AE488	316 SS	10	0.01	0.25	11-20
AE489	316 SS	10	0.01	0.25	21-30



AE488

Stainless Steel Tape Embossing System

Part No.	Description	Package Quantity	Package Weight Lbs	Package Weight Kg
ID4002	Stainless Steel Tape Embossing Tool includes 2 rolls of SS tape	each	2.6	1.2
ID4059	304 SS Tape Roll for Embossing Tool, 1/2" x 21' x 0.005"	each	0.2	0.4



ID4002

With the portable tape embossing tool and a roll of stainless steel tape, you can quickly and easily produce I.D. tags with 3/16" letter size which can be attached with your choice of BAND-IT® ties.

ID Kit ID3009 - An assortment of blank ID tags to use with the ID Tagging System. Also, includes various Tie-Lok® ties and Tie-Lok® tool for tag fastening.

- Package Weight: 22.7 Lbs (10.3 Kg)
- Kit Contains: 1-A92079, 2-ID1029, 1-ID1019, 1-ID1009, I-AS2119, 2-AS2129, 1-AS2139.



ID Kit ID3009



Custom Embossing Factory Service

*BAND-IT reserves the right to substitute material with equal or better corrosion resistance and/or mechanical specifications.

Printed on recycled paper

EASY READ Identification Systems

- 316 Stainless Steel.
- Easy to read in dim light and inaccessible places.
- Complete range of individual letters, numbers, and symbols.
- EASY CARRIERS are fastened with a variety of BAND-IT® cable ties.
- Slide directly onto cable ties to create a self-contained wrap tag.
- EASY STRIPS are used to create your own carrier in multiple colors for identification.
- Contact us for color availability.

EASY READ Characters

Part No.	Description	Package Quantity	Package Weight Lbs.	Kg
AE0109	EASY A	100/bag	0.3	0.2
AE0119	EASY B	100/bag	0.3	0.2
AE0129	EASY C	100/bag	0.3	0.2
AE0139	EASY D	100/bag	0.3	0.2
AE0149	EASY E	100/bag	0.3	0.2
AE0159	EASY F	100/bag	0.3	0.2
AE0169	EASY G	100/bag	0.3	0.2
AE0179	EASY H	100/bag	0.3	0.2
AE0189	EASY I, 1	100/bag	0.3	0.2
AE0199	EASY J	100/bag	0.3	0.2
AE0209	EASY K	100/bag	0.3	0.2
AE0219	EASY L, 7	100/bag	0.3	0.2
AE0229	EASY M, W	100/bag	0.3	0.2
AE0239	EASY N	100/bag	0.3	0.2
AE0249	EASY O	100/bag	0.3	0.2
AE0259	EASY P	100/bag	0.3	0.2
AE0269	EASY Q	100/bag	0.3	0.2
AE0279	EASY R	100/bag	0.3	0.2
AE0289	EASY S	100/bag	0.3	0.2
AE0299	EASY T	100/bag	0.3	0.2
AE0309	EASY U	100/bag	0.3	0.2
AE0319	EASY V	100/bag	0.3	0.2
AE0329	EASY X	100/bag	0.3	0.2
AE0339	EASY Y	100/bag	0.3	0.2
AE0349	EASY Z.	100/bag	0.3	0.2
AE0379	EASY 2	100/bag	0.3	0.2
AE0389	EASY 3	100/bag	0.3	0.2
AE0399	EASY 4	100/bag	0.3	0.2
AE0409	EASY 5	100/bag	0.3	0.2
AE0419	EASY 6, 9	100/bag	0.3	0.2
AE0429	EASY 8	100/bag	0.3	0.2
AE0359	EASY Minus/Hyphen	100/bag	0.3	0.2
AE0369	EASY Blank	100/bag	0.3	0.2
AE0469	EASY Plus +	100/bag	0.3	0.2
AE0479	EASY Earth ±	100/bag	0.3	0.2
AE0489	EASY Sine ~	100/bag	0.3	0.2
AE0499	EASY Slash /	100/bag	0.3	0.2

EASY CARRIERS can be attached with any 1/4" tie. (Tie-Lok® shown)



EASY READ characters slide onto any 3/8" tie. (Multi-Lok tie left, BAND-IT® tie right)



Pre-punched hole or Band slot in EASY CARRIER **allows insertion of Mini Tie-Lok® to make a flag tag.**



Carriers and Strips

Part No.	Description	Width In	Width mm	Length In	Length mm	Package Quantity	Package Weight In	Package Weight mm
AE0439	EASY CARRIER 6	0.380	10	3.6	93	100/bag	0.8	0.4
AE0449	EASY CARRIER 10	0.380	10	5.1	131	100/bag	1.3	0.6
AE0459	EASY CARRIER 16	0.380	10	7.3	188	100/bag	1.5	0.7
AE0509	EASY STRIP Black	0.380	10	4.2	108	100/bag	1.0	0.5
AE0519	EASY STRIP Black	0.380	10	5.7	146	100/bag	1.4	0.6
AE0529	EASY STRIP Black	0.380	10	8.0	203	100/bag	1.9	0.9

EASY STRIPS are also available coated in PPA 571 in a variety of colors. Contact us.

EASY CARRIERS are available in black Nylon 11 coated Stainless Steel only.



EASY Carriers



EASY Strips

EASY READ **Kit AE0605** - An assortment of characters, carriers, and strips in a convenient carry case.

- Weight: 5.60 Lbs (2.54 Kg).
- Kit includes: Carrying case, 50 of each character, carriers and strips.



See page 3.

Stainless Steel Ties

Bundle, Tie or Fasten with a wide variety of locking styles to meet your application needs.

Cable Tie Selection Guide

Material	Tie-Lok® 201 SS 304 SS 316 SS	Ultra-Lok® 201 SS	Ball-Lok 304 SS 316 SS	Multi-Lok 304 SS 316 SS	BAND-IT® 316 SS	Self-Lok® 304 SS 316 SS	Band-Lok® 201 SS	Tie-Dex® 304 SS
Coating	No	No	Nylon 11	Nylon 11	Nylon 11 PPA	No	No	No
Releasable	No	No	No	No	Yes	No	No	No
Tool Required	Yes	Yes	No	No	No	No	Yes	Yes
Hand Tool	A91079/A92079	A94079	K50289	M50389	AE2018	K50289	A95079	A40199/A30199
Self-Locking	No	No	Yes	Yes	No	Yes	No	No

BAND-IT is proud to deliver a complete selection of strong, corrosion-resistant ties. The buckle is part of the tie, making installation easier. Use the helpful table above to determine the correct cable ties for your specific application.



Tie-Lok® and Mini Tie-Lok® Ties

- Smooth ID ties with low profile.
- A strong patented dimple lock.
- Available in 3 widths: .177, .250, .375.
- Provides fast, reliable, consistent clamp.
- Great for bundling cable.
- Tie-Lok® Tie applied with A92079 hand tool or IT1000 pneumatic tool.
- Tie-Lok® Mini Tie applied with A91079 hand tool or IT0750 pneumatic tool.
- Tie-Lok® Tie .375" width applied with TL3800 hand tool.



Ultra-Lok® Ties

- Smooth ID Ties with low profile.
- Stainless Steel tie with Ultra-Lok® locking style.
- Provides fast, reliable, consistent clamp.
- Great for bundling cable.
- Applied with A94079 hand tool or IT3000 pneumatic tool.



Ball-Lok

- Self-locking ties.
- Available in two widths: 0.180" and 0.310".
- Speedy application.
- Fully coated epoxy.
- Apply by hand or with K50289 hand tool.



Multi-Lok

- Self-locking ties.
- Available in two widths: 7mm and 12mm.
- Fast, easy application.
- Install by hand or with a variety of tools.
- Unique multiple locking system.
- Coated with Nylon 11 or uncoated.
- Apply by hand or with M50389, AE2009 or AE2018 hand tools.

Printed on recycled paper

BAND-IT® Ties





200/300 SS

- Reusable tie available in 3 widths: 1/4", 3/8", and 5/8".
- Unique buckle design.
- Coated with Nylon 11.
- The only Tie capable of a double wrap for special strength requirements.
- Apply by hand or with AE2009 or AE2018 hand tools.

316 SS

- Reusable tie available in 2 widths: 1/4" and 3/8".
- Low Smoke, Zero Halogen, PPA Coated for superior corrosion resistance.
- 316 Stainless Steel.
- For cable bundling in harsh environments.
- Thick coating protects cable/hands.
- Vibration proof.



TL3800 Tie-Lok® Tool
New for 3/8" Tie-Lok® only

UL Listed, DNV Approved

Tie-Lok® Tie

Part No.	Material*	Width In	Width mm	Length In	Length mm	Thickness In	Thickness mm	Maximum Diameter Single Wrap In	Maximum Diameter Single Wrap mm	Minimum Loop Tensile Strength (Lbs)	Package Quantity	Package Weight Lbs	Package Weight Kg	Application Tools
AS2119	304 SS	1/4	6.4	10.0	254	0.015	0.38	2	51	250	100/bag	1.2	0.6	A92079 IT1000
AS2129	304 SS	1/4	6.4	16.5	419	0.015	0.38	4	101	250	100/bag	1.8	0.9	
AS2139	304 SS	1/4	6.4	22.5	572	0.015	0.38	6	152	250	100/bag	2.6	1.2	
AS2149	304 SS	1/4	6.4	29.0	737	0.015	0.38	8	203	250	100/bag	3.3	1.5	
AS2159	304 SS	1/4	6.4	35.0	889	0.015	0.38	10	254	250	100/bag	3.9	1.8	
AS4119	316 SS	1/4	6.4	10.0	254	0.015	0.38	2	51	250	100/bag	1.2	0.6	
AS4129	316 SS	1/4	6.4	16.5	419	0.015	0.38	4	101	250	100/bag	1.8	0.9	
AS4139	316 SS	1/4	6.4	22.5	572	0.015	0.38	6	152	250	100/bag	2.6	1.2	
AS4149	316 SS	1/4	6.4	29.0	737	0.015	0.38	8	203	250	100/bag	3.3	1.5	
AS4159	316 SS	1/4	6.4	35.0	889	0.015	0.38	10	254	250	100/bag	3.9	1.8	
AS6219	304 SS	3/8	9.6	7.2	184	0.020	0.51	1.5	40	350	100/bag	1.9	0.9	IT6000 TL3800
AS6229	304 SS	3/8	9.6	10.0	254	0.020	0.51	2	51	350	100/bag	2.6	1.2	
AS6239	304 SS	3/8	9.6	16.0	406	0.020	0.51	4	101	350	100/bag	3.9	1.8	
AS6249	304 SS	3/8	9.6	22.5	572	0.020	0.51	6	152	350	100/bag	5.3	2.4	
AS6259	304 SS	3/8	9.6	29.0	737	0.020	0.51	8	203	350	100/bag	6.7	3.1	



A92079 Tie-Lok® II Tool
Adjustable tension, forms lock, cuts off tail.



Tie-Lok® Tie

UL Listed, DNV Approved

Mini Tie-Lok® Tie

Part No.	Material*	Width In	Width mm	Length In	Length mm	Thickness In	Thickness mm	Maximum Diameter Single Wrap In	Maximum Diameter Single Wrap mm	Minimum Loop Tensile Strength (Lbs)	Package Quantity	Package Weight Lbs	Package Weight Kg	Application Tools
AS2219	304 SS	0.177	4.5	7.0	165	0.015	0.38	1	25	100	100/bag	0.7	0.3	A91079 IT0750
AS2229	304 SS	0.177	4.5	10.0	254	0.015	0.38	2	51	100	100/bag	0.9	0.4	
AS2239	304 SS	0.177	4.5	16.0	406	0.015	0.38	4	102	100	100/bag	1.4	0.7	
AS2249	304 SS	0.177	4.5	22.5	572	0.015	0.38	6	152	100	100/bag	1.9	0.9	
AS2259	304 SS	0.177	4.5	29.0	737	0.015	0.38	8	203	100	100/bag	2.4	1.1	
AS4219	316 SS	0.177	4.5	7.0	165	0.015	0.38	1	25	100	100/bag	0.7	0.3	
AS4229	316 SS	0.177	4.5	10.0	254	0.015	0.38	2	51	100	100/bag	0.9	0.4	
AS4239	316 SS	0.177	4.5	16.0	406	0.015	0.38	4	102	100	100/bag	1.4	0.7	
AS4249	316 SS	0.177	4.5	22.5	572	0.015	0.38	6	152	100	100/bag	1.9	0.9	
AS4259	316 SS	0.177	4.5	29.0	737	0.015	0.38	8	203	100	100/bag	2.4	1.1	



A91079 Mini Tie-Lok® II Tool
Adjustable tension, forms lock, cuts off tail.

*BAND-IT reserves the right to substitute material with equal or better corrosion resistance and/or mechanical specifications.

See page 3.

CE Marked, Germanisher Lloyd listed and Lloyds Register listed

Ultra-Lok® Tie

Part No.	Material*	Width In	Width mm	Length In	Length mm	Thickness In	Thickness mm	Maximum Diameter Single Wrap In	Maximum Diameter Single Wrap mm	Minimum Loop Tensile Strength (Lbs)	Package Quantity	Package Weight Lbs	Package Weight Kg	Application Tools
AU2029	201 SS	1/4	6.4	8	203	0.015	0.38	1.5	38	400	100/bag	1.0	0.5	A94079 IT3000
AU2039	201 SS	1/4	6.4	10	254	0.015	0.38	2.5	63	400	100/bag	1.2	0.6	
AU2049	201 SS	1/4	6.4	12	305	0.015	0.38	3.0	76	400	100/bag	1.4	0.7	
AU2059	201 SS	1/4	6.4	14	356	0.015	0.38	3.8	96	400	100/bag	1.6	0.8	
AU2069	201 SS	1/4	6.4	16	406	0.015	0.38	4.5	114	400	100/bag	1.9	0.9	
AU2079	201 SS	1/4	6.4	19	483	0.015	0.38	5.4	137	400	100/bag	2.2	1.0	
AU2089	201 SS	1/4	6.4	24	610	0.015	0.38	7.0	177	400	100/bag	2.7	1.3	
AU2099	201 SS	1/4	6.4	29	737	0.015	0.38	8.0	215	400	100/bag	3.3	1.5	
AU2159	201 SS	1/4	6.4	35	889	0.015	0.38	10.5	266	400	100/bag	3.9	1.8	



A94099 Ultra-Lok® Tool
Adjustable tension, forms lock, cuts off tail.



Ultra-Lok® Tie

CE Marked, DNV Approved, Coast Guard Approved, Germanisher Lloyd listed and Lloyds Register listed

Ball-Lok Tie

Part No. Uncoated	Part No. Coated	Material*	Width In	Width mm	Length In	Length mm	Base Material Thickness In	Base Material Thickness mm	Maximum Diameter Single Wrap In	Maximum Diameter Single Wrap mm	Minimum Loop Tensile Strength (Lbs)	Package Quantity	Package Weight Lbs	Package Weight Kg	Application Tools
KE1128	-	304 SS	0.180	4.6	7.9	201	0.010	0.25	2.0	50	200	100/bag	0.6	0.3	KE922 K50289 or by hand
KE1138	-	304 SS	0.180	4.6	10.2	259	0.010	0.25	2.7	69	200	100/bag	0.7	0.4	
KE1148	-	304 SS	0.180	4.6	14.2	360	0.010	0.25	4.0	102	200	100/bag	0.9	0.5	
KE1158	-	304 SS	0.180	4.6	20.4	520	0.010	0.25	6.0	152	200	100/bag	1.3	0.6	
KE1168	-	304 SS	0.180	4.6	26.8	679	0.010	0.25	8.0	203	200	100/bag	1.8	0.8	
KE1178	-	304 SS	0.180	4.6	33.0	838	0.010	0.25	10.0	254	200	100/bag	2.1	1.0	
KE1188	-	304 SS	0.180	4.6	42.0	1067	0.010	0.25	12.0	305	200	100/bag	2.4	1.1	
KE0128	-	316 SS	0.180	4.6	7.9	201	0.010	0.25	2.0	50	200	100/bag	0.6	0.3	
KE0138	-	316 SS	0.180	4.6	10.2	259	0.010	0.25	2.7	69	200	100/bag	0.7	0.4	
KE0148	-	316 SS	0.180	4.6	14.2	360	0.010	0.25	4.0	102	200	100/bag	0.9	0.5	
KE0158	-	316 SS	0.180	4.6	20.4	520	0.010	0.25	6.0	152	200	100/bag	1.3	0.6	
KE0168	-	316 SS	0.180	4.6	26.8	679	0.010	0.25	8.0	203	200	100/bag	1.8	0.8	
KE0178	-	316 SS	0.180	4.6	33.0	838	0.010	0.25	10.0	254	200	100/bag	2.1	1.0	
KE0188	-	316 SS	0.180	4.6	42.0	1067	0.010	0.25	12.0	305	200	100/bag	2.4	1.1	
KE1328	-	304 SS	0.310	7.9	7.9	201	0.010	0.25	2.0	50	300	100/bag	1.0	0.5	
KE1338	-	304 SS	0.310	7.9	10.2	259	0.010	0.25	2.7	69	300	100/bag	1.3	0.6	
KE1348	-	304 SS	0.310	7.9	14.2	360	0.010	0.25	4.0	102	300	100/bag	1.7	0.8	
KE1358	-	304 SS	0.310	7.9	20.4	520	0.010	0.25	6.0	152	300	100/bag	2.2	1.1	
KE1368	-	304 SS	0.310	7.9	26.8	679	0.010	0.25	8.0	203	300	100/bag	2.9	1.3	
KE1378	-	304 SS	0.310	7.9	33.0	838	0.010	0.25	10.0	254	300	100/bag	3.5	1.6	
KE1388	-	304 SS	0.310	7.9	42.0	1067	0.010	0.25	12.0	305	300	100/bag	4.6	2.1	
KE0328	-	316 SS	0.310	7.9	7.9	201	0.010	0.25	2.0	50	300	100/bag	1.0	0.5	
KE0338	-	316 SS	0.310	7.9	10.2	259	0.010	0.25	2.7	69	300	100/bag	1.3	0.6	
KE0348	-	316 SS	0.310	7.9	14.2	360	0.010	0.25	4.0	102	300	100/bag	1.7	0.8	
KE0358	-	316 SS	0.310	7.9	20.4	520	0.010	0.25	6.0	152	300	100/bag	2.2	1.1	
KE0368	-	316 SS	0.310	7.9	26.8	679	0.010	0.25	8.0	203	300	100/bag	2.9	1.3	
KE0378	-	316 SS	0.310	7.9	33.0	838	0.010	0.25	10.0	254	300	100/bag	3.5	1.6	
KE0388	-	316 SS	0.310	7.9	42.0	1067	0.010	0.25	12.0	305	300	100/bag	4.6	2.1	
-	KE0228	316 SS	0.180	4.6	7.9	201	0.010	0.25	2.0	50	300	100/bag	0.6	0.3	KE922 AE2009 AE2018 M50389 or by hand
-	KE0238	316 SS	0.180	4.6	10.2	259	0.010	0.25	2.7	69	300	100/bag	0.7	0.4	
-	KE0248	316 SS	0.180	4.6	14.2	360	0.010	0.25	4.0	102	300	100/bag	1.0	0.5	
-	KE0258	316 SS	0.180	4.6	20.4	520	0.010	0.25	6.0	152	300	100/bag	1.4	0.7	
-	KE0268	316 SS	0.180	4.6	26.8	679	0.010	0.25	8.0	203	300	100/bag	1.8	0.8	
-	KE0278	316 SS	0.180	4.6	33.0	838	0.010	0.25	10.0	254	300	100/bag	2.3	1.1	
-	KE0428	316 SS	0.310	7.9	7.9	201	0.010	0.25	2.0	50	300	100/bag	1.1	0.6	
-	KE0438	316 SS	0.310	7.9	10.2	259	0.010	0.25	2.7	69	300	100/bag	1.5	0.8	
-	KE0448	316 SS	0.310	7.9	14.2	360	0.010	0.25	4.0	102	300	100/bag	1.8	0.8	
-	KE0458	316 SS	0.310	7.9	20.4	520	0.010	0.25	6.0	152	300	100/bag	2.4	1.2	
-	KE0468	316 SS	0.310	7.9	26.8	679	0.010	0.25	8.0	203	300	100/bag	3.1	1.4	
-	KE0478	316 SS	0.310	7.9	33.0	838	0.010	0.25	10.0	254	300	100/bag	3.8	1.2	



K50289 Ball-Lok Tool
Adjustable tension, forms lock, cuts off tail.

KE922 Manual Tensioning Tool
with tail cut-off lever.



Ball-Lok Ties



AE2009 Cable Tie Tensioner

UL listed, CE Marked, DNV Approved

Multi-Lok Tie

Part No. Uncoated	Part No. Coated	Material*	Width In	Width mm	Length In	Length mm	Thickness Uncoated In	Thickness Uncoated mm	Thickness Coated In	Thickness Coated mm	Maximum Diameter Single Wrap In	Maximum Diameter Single Wrap mm	Minimum Loop Tensile Strength (Lbs)	Package Quantity	Package Weight Lbs	Package Weight Kg	Application Tools
AE6019	AE6119	316 SS	0.270	6.9	6.0	150	0.011	0.28	0.018	0.46	1.3	33	250	100/bag	0.7	0.3	AE2009 AE2018 M50389 or by hand
AE6029	AE6129	316 SS	0.270	6.9	9.0	225	0.011	0.28	0.018	0.46	2.2	57	250	100/bag	0.9	0.5	
AE6039	AE6139	316 SS	0.270	6.9	12.0	300	0.011	0.28	0.018	0.46	3.2	81	250	100/bag	1.3	0.6	
AE6049	AE6149	316 SS	0.270	6.9	18.0	450	0.011	0.28	0.018	0.46	5.1	129	250	100/bag	1.8	0.8	
AE6059	AE6159	316 SS	0.270	6.9	24.0	610	0.011	0.28	0.018	0.46	7.1	180	250	100/bag	2.6	1.2	
AE7019	AE7119	316 SS	0.470	11.9	6.0	150	0.011	0.28	0.018	0.46	1.3	33	400	100/bag	1.1	0.5	
AE7029	AE7129	316 SS	0.470	11.9	9.0	225	0.011	0.28	0.018	0.46	2.2	57	400	100/bag	1.7	0.8	
AE7039	AE7139	316 SS	0.470	11.9	12.0	300	0.011	0.28	0.018	0.46	3.2	81	400	100/bag	2.2	1.0	
AE7049	AE7149	316 SS	0.470	11.9	18.0	450	0.011	0.28	0.018	0.46	5.1	129	400	100/bag	3.0	1.4	
AE7059	AE7159	316 SS	0.470	11.9	24.0	610	0.011	0.28	0.018	0.46	7.1	180	400	100/bag	4.3	2.0	



M50389 Multi-Lok Hand Tool
Adjustable tension, forms lock, cuts off tail.



Multi-Lok Ties

*BAND-IT reserves the right to substitute material with equal or better corrosion resistance and/or mechanical specifications.

Printed on recycled paper

UL listed, DNV Approved, CE Marked, Germanisher Lloyd listed, Lloyds Register listed and Coast Guard Approved (5/8" widths)

BAND-IT® Tie (Available on special order only)

200/300 Stainless Steel BAND-IT® Tie Nylon 11 coated

Part No. Coated	Material*	Width In	Width mm	Length In	Length mm	Thickness Coated In	Thickness Coated mm	Maximum Diameter Single Wrap In	Maximum Diameter Single Wrap mm	Minimum Loop Tensile Strength	Package Quantity	Package Weight Lbs	Package Weight Kg	Application Tools
AA1118	200/300SS	1/4	6.4	6.0	152	0.026	0.66	1.5	38	75/300**	100/bag	1.4	0.6	AE2018 AE2009 C07569 or by hand
AA1128	200/300SS	1/4	6.4	9.0	229	0.026	0.66	2.5	63	75/300**	100/bag	1.8	0.8	
AA1138	200/300SS	1/4	6.4	12.0	305	0.026	0.66	3.4	86	75/300**	100/bag	2.1	1.0	
AA1148	200/300SS	1/4	6.4	18.0	457	0.026	0.66	5.4	137	75/300**	100/bag	3.0	1.4	
AA1158	200/300SS	1/4	6.4	24.0	610	0.026	0.66	7.3	185	75/300**	100/bag	3.7	1.7	
AA3118	200/300SS	3/8	9.6	6.0	152	0.026	0.66	1.5	38	100/500**	100/bag	1.8	0.8	
AA3128	200/300SS	3/8	9.6	9.0	229	0.026	0.66	2.5	63	100/500**	100/bag	2.5	1.1	
AA3138	200/300SS	3/8	9.6	12.0	305	0.026	0.66	3.4	86	100/500**	100/bag	3.1	1.4	
AA3148	200/300SS	3/8	9.6	18.0	457	0.026	0.66	5.4	137	100/500**	100/bag	4.4	2.2	
AA3158	200/300SS	3/8	9.6	24.0	610	0.026	0.66	7.3	185	100/500**	100/bag	6.6	3.0	
AA3168	200/300SS	3/8	9.6	30.0	762	0.026	0.66	9.1	231	100/500**	100/bag	7.0	3.2	
AA3178	200/300SS	3/8	9.6	36.0	914	0.026	0.66	11.0	280	100/500**	100/bag	8.3	3.8	
AA8638	200/300SS	5/8	15.9	12.0	305	0.044	1.1	3.4	86	200/800**	100/bag	5.6	2.5	
AA8648	200/300SS	5/8	15.9	18.0	457	0.044	1.1	5.4	137	200/800**	100/bag	7.6	3.5	
AA8658	200/300SS	5/8	15.9	24.0	610	0.044	1.1	7.3	185	200/800**	100/bag	9.7	4.4	
AA8668	200/300SS	5/8	15.9	30.0	762	0.044	1.1	9.1	231	200/800**	100/bag	11.9	5.4	
AA8678	200/300SS	5/8	15.9	36.0	914	0.044	1.1	11.0	280	200/800**	100/bag	13.9	6.4	

Material thickness includes Nylon 11 coating - Base material thicknesses uncoated: 1/4" is 0.015"; 3/8" is 0.015"; 5/8" is 0.020
PART NUMBER CHANGE – AA Series (Nylon 11 BAND-IT Ties) formerly AE part number series.

316 Stainless Steel BAND-IT® Tie PPA571 coated

Part No. Coated	Material*	Width In	Width mm	Length In	Length mm	Thickness Coated In	Thickness Coated mm	Maximum Diameter Single Wrap In	Maximum Diameter Single Wrap mm	Minimum Loop Tensile Strength	Package Quantity	Package Weight Lbs	Package Weight Kg	Application Tools
AE111	316 SS	1/4	6.4	6.0	152	0.045	1.1	1.5	38	75/300**	100/bag	1.4	0.6	AE2018 AE2009 C07569 or by hand
AE112	316 SS	1/4	6.4	9.0	229	0.045	1.1	2.5	63	75/300**	100/bag	1.8	0.8	
AE113	316 SS	1/4	6.4	12.0	305	0.045	1.1	3.4	86	75/300**	100/bag	2.1	1.0	
AE114	316 SS	1/4	6.4	18.0	457	0.045	1.1	5.4	137	75/300**	100/bag	3.0	1.4	
AE115	316 SS	1/4	6.4	24.0	610	0.045	1.1	7.3	185	75/300**	100/bag	3.7	1.7	
AE311	316 SS	3/8	9.6	6.0	152	0.045	1.1	1.5	38	100/500**	100/bag	1.8	0.8	
AE312	316 SS	3/8	9.6	9.0	229	0.045	1.1	2.5	63	100/500**	100/bag	2.5	1.1	
AE313	316 SS	3/8	9.6	12.0	305	0.045	1.1	3.4	86	100/500**	100/bag	3.1	1.4	
AE314	316 SS	3/8	9.6	18.0	457	0.045	1.1	5.4	137	100/500**	100/bag	4.4	2.2	
AE315	316 SS	3/8	9.6	24.0	610	0.045	1.1	7.3	185	100/500**	100/bag	6.6	3.0	
AE316	316 SS	3/8	9.6	30.0	762	0.045	1.1	9.1	231	100/500**	100/bag	7.0	3.2	
AE317	316 SS	3/8	9.6	36.0	914	0.045	1.1	11.0	280	100/500**	100/bag	8.3	3.8	

**Single/Double Wrapped
Material thickness includes PPA coating - Base material thicknesses uncoated: 1/4" is 0.015"; 3/8" is 0.015"; 5/8" is 0.020
Low smoke, non-toxic, zero halogen, PPA coated with superior corrosion resistance.



BAND-IT® Ties Nylon 11 coated



BAND-IT® Ties PPA571 coated



AE2018 Tensioning Hook



K50289 Ball-Lok
Adjustable tension, forms lock, cuts off tail.

See page 3.

Application Engineering

Application Engineering Services



BAND-IT provides application engineering services for customers in any industry to understand and specify our quality solutions and products. With over 70 years of experience in stainless steel clamping, banding, bundling, fastening, and identification solutions, our engineers can modify standard clamping systems or develop new solutions for your specific project needs. From customized clamp selection to in-depth field testing and training, BAND-IT's engineered applications team can meet the exacting requirements for your specialized needs.

Why BAND-IT® Quality Engineered Solutions?

- ISO 9001, ISO 14001, & TS 16949 Registration for Excellence in Environmental and Integrated Management Systems.
- State of the art high speed application tools and complete product line.
- Unrivalled R&D and engineering support.
- Worldwide Manufacturing and distribution facilities.
- On call Engineered Applications Team to meet your project needs.
- Stainless Steel Clamping Solutions:
  - High strength.
  - Easily conforms to any shape.
  - Uniquely able to securely fasten dissimilar materials, odd shapes and difficult objects.
  - Withstands extreme temperatures and corrosive conditions.
  - Vibration resistant.

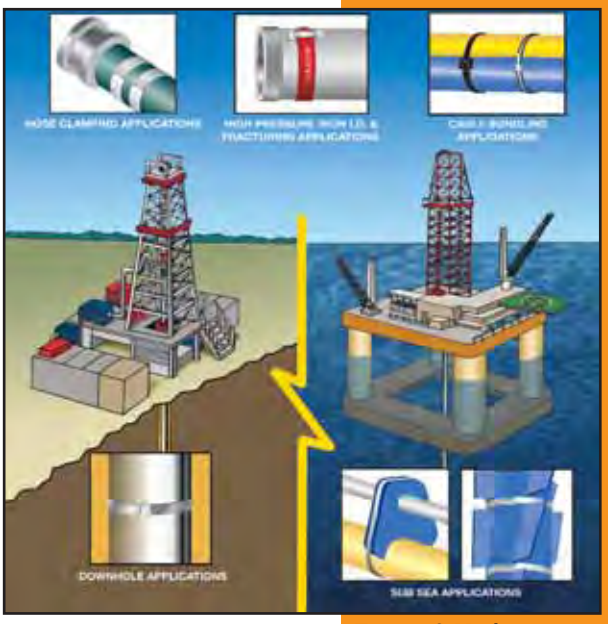

Energy & Marine Solutions

BAND-IT's Custom Engineered Solutions can be found in many industries, including:

- Agriculture
- Civil Infrastructure
- Construction
- Manufacturing
- Oil & Gas
- Chemical
- Power Distribution
- Transportation
- and many more

Call today and find out why BAND-IT is the world's leader in quality engineered band clamping systems and solutions!



Automotive Solutions

Printed on recycled paper

“IT-Series” Heavy-Duty Pneumatic Production Tools

Easy, high-speed, uniform applications.

The IT series heavy-duty pneumatic tools provide fast and easy application of stainless steel ties and clamps with extended service life and low maintenance.

Use the “IT-Series” tool when:

- Clamp volume demands a production tool.
- Installation time should be minimized.
- Maximum installation uniformity and repeatability are required.
- Operator fatigue must be reduced.
- More time is needed between scheduled tool maintenance and calibration.

“IT-Series” tools feature:

- Can be fixtured into production system.
- Variety of head configurations that allow installation of:
  - 1/4" and 3/8" Tie-Lok®.
  - 1/4" Universal Clamps.
  - 1/4" and 3/8" Jr.® Smooth ID Clamps.
  - 1/4" Ultra-Lok® ties.
  - 1/4" Band-Lok® ties.
  - Tie-Dex® bands.
  - Micro Tie-Dex® bands.
- Ergonomic design for ease of use by hand.
- Heavy-duty cut-off and tensioning components.
- Durable pneumatic system.
- Easy to maintain design.
- Optional data output capability.



CE Marked

IT Series Tools

IT Series Tools	
IT0750	For all .177" wide mini Tie-Lok® Ties
IT1000	For all 1/4" Tie-Lok® Ties.
IT2000	For all 1/4" BAND-IT Junior® Clamps.
IT3000	For all 1/4" Ultra-Lok® Ties.
IT4000	For all 1/4" BAND-Lok® Ties.
IT5000	For all 3/8" BAND-IT Junior® Clamps.
IT6000	For all 3/8" Tie-Lok® Ties.
Coming Soon	
IT0250	For all .120" wide micro Tie-Dex® Ties
IT0500	For all .240" wide Tie-Dex® Ties

Contact BAND-IT for assistance to help you choose the right clamp and IT tool for your application.

See page 3.

Tie-Dex® Clamping System CE Marked

Use for fast, reliable, and cost-effective RFI/EMI/EMP Shield Terminations



Tie-Dex® Bands

BAND-IT's patented Tie-Dex® bands provide **highly effective shield terminations** for any size and type of backshell design. Tie-Dex bands have successfully passed rigorous shock, vibration, and thermal cycle testing.

Easy to use Tie-Dex Tools are available as portable hand tools or pneumatic production tools. Unlike other shield termination systems, a single tool applies Tie-Dex bands faster. All Tie-Dex tools can be calibrated.

Tie-Dex clamping systems provide a quick and reliable way of terminating cable shielding for critical applications in aircraft, military vehicles, and other sensitive electronic equipment.



IT Series Tools



A40199 Tie-Dex® II Tool

To protect sensitive equipment, Tie-Dex® is designed to provide these benefits:

- Virtually eliminates RFI/EMI/EMP leakage paths.
- Single tool installation.
- Maintains constant tension under extreme environmental conditions.
- When making repairs, Tie-Dex band clamps install without removing the backshell.
- Clamp small diameters as easily, quickly and reliably as large diameters.
- Can be tensioned to 1/4" in diameter (1/8" for Tie-Dex Micro Band).
- Precalibrated hand tool is lightweight and pocket sized, affording fast braided RFI/EMI/EMP shield termination in the field.
- Maintains tension in high vibration applications.



Printed on recycled paper

Tie-Dex® Micro Band

Part No.	Material*	Width In	Width mm	Length In	Length mm	Thickness In	Thickness mm	Maximum Diameter Double Wrap In	Maximum Diameter Double Wrap mm	Minimum Loop Tensile Strength (Lbs)	Package Quantity	Package Weight Lbs	Package Weight Kg
A31188**	304 SS	0.120	3	8.1	207	0.015	0.38	0.9	23	200	100/box	0.4	0.2
A31189	304 SS	0.120	3	8.1	207	0.015	0.38	0.9	23	200	100/bag	0.4	0.2
A31089	304 SS	0.120	3	14.3	362	0.015	0.38	1.9	48	200	100/bag	0.7	0.4

Tie-Dex® Band

Part No.	Material*	Width In	Width mm	Length In	Length mm	Thickness In	Thickness mm	Maximum Inside Diameter Double Wrap In	Maximum Inside Diameter Double Wrap mm	Minimum Loop Tensile Strength (Lbs)	Package Quantity	Package Weight Lbs	Package Weight Kg
A10088**	304 SS	0.240	6	14.3	362	0.020	0.51	1.8	46	700	100/box	2.1	1.0
A10089	304 SS	0.240	6	14.3	362	0.020	0.51	1.8	46	700	100/bag	2.1	1.0
A11089	304 SS	0.240	6	18.0	457	0.020	0.51	2.5	64	700	100/bag	2.5	1.1

**Individually coiled



Tie-Dex® Bands

Tie-Dex® II Tool - A40199

Precalibrated tool applies patented Tie-Dex® Bands. Weight: 1.2 Lbs (0.6 Kg).
Use the Calibration Key (A44699) to change calibration.



A40199 Tie-Dex® II Tool

Micro Tie-Dex® II Tool - A30199

Precalibrated tool applies Tie-Dex® Micro Bands. Weight: 1.3 Lbs (0.6 Kg).
Use the Calibration Key (A44699) to change calibration.

Tie-Dex® II Kit - A49099

Weight: 4.3 Lbs (2.0 Kg).
Kit includes: 1-A40199, 1-A48599, 1-A44699, parts and cutters.



A49099 Tie-Dex® II Kit

Tie-Dex® Micro Tool Kit - A59099

Weight: 4.6 Lbs (2.0 Kg).
Kit includes: 1-A30199, 1-A47599, 1-A44699, parts and cutters.

Tie-Dex® Gauge - A48599

Weight: 1.0 Lbs (0.5 Kg).
Tension gauge for A40199 tool. Used for verifying preset tension limits.

Micro Tie-Dex® Gauge - A47599

Weight: 1.0 Lbs (0.5 Kg).
Tension gauge for A30199 tool. Used for verifying preset tension limits.

Tie-Dex® Calibration Kit - A50099

Provides fast, easy, accurate calibration of all Tie-Dex® tools without a dynamometer. Kit includes: 1-A50189, 1-A50599, 1-A50699, 1-A46687, 1 Mounting Bracket, 1 Hex Key and a Carrying Case. Weight: 4.3 Lbs (2.0 Kg).

Tie-Dex® Calibration Device - A50189

Weight: 1.2 Lbs (0.5 Kg).



A50189 Tie-Dex® Calibration Device

Tie-Dex® Test Band - A50599

50 test bands. Weight: 0.3 Lbs (0.1 Kg).

Micro Tie-Dex® Test Band - A50699

50 test bands. Weight: 0.1 Lbs (0.06 Kg).



New Electronic Version Coming Soon!

A50099 Tie-Dex® Calibration Kit

*BAND-IT reserves the right to substitute material with equal or better corrosion resistance and/or mechanical specifications.

See page 3.

Preformed Clamping Systems

A complete range to meet most application requirements

	Ultra-Lok®	BAND-IT Jr® Smooth ID	Center Punch	Universal Clamp
Material	201 SS 1/4 Hard	316 SS / 201 SS / GCS	201 SS / GCS	201 SS
Diameter Range	1-1/2" - 9"	13/16" - 8"	13/16" - 8"	1" - 4-1/2"
Width	1/2", 3/4"	1/4" - 3/4"	3/8", 5/8"	1/4"
Tool Required	UL4000 UL9010	C00169 with J00169, C00169 with J05069, C00269, IT2000 S35099, S75099	S03869 SM1700 T30069	A92079 A94079 IT1000 IT3000
Strength	Best	Better	Better/Good	Good
Corrosion	Better	Best/Better/Good	Better	Better

BAND-IT offers four Preformed Clamp Systems. Each Clamp System is designed to meet your specific application requirements from the most to the least demanding.

Ultra-Lok® - Designed for quick installation, tightest clamping force, and gap-free inside diameter to minimize leaks. The best choice for demanding applications!

- Unique lock formed under full tension maximizing tightness.
- Lock is thicker and 2-3 times stronger than other preformed clamps.
- Smooth ID design reduces leak paths.
- Lock hood protects lock from snags.
- Double wrapped for additional strength.
- Install Ultra-Lok® clamping systems quickly using portable power tools.



Ultra-Lok® Preformed Clamp

BAND-IT Jr® Smooth ID - Widest choice of sizes and materials in a leak resistant design. Our most popular clamp!

- Vibration resistant lip wrap lock design. Lock is formed by a simple lever movement. No hammering or crimping.
- Unique buckle nest and smooth ID design reduces leak paths compared to Center Punch Clamps.
- Double wrapped for additional strength.
- Various materials for different corrosive environments.
- Install BAND-IT Jr.® Smooth ID performed clamps using the C00169 with J00169 adapter C00169 with J05069 heavy duty adapter, C00269, S35099, S75099 or IT compatible tool.



BAND-IT Jr.® Smooth ID Preformed Clamp

Center Punch - Used in less demanding applications where minimizing leaks and longevity are not critical.

- Lock with impact from a hammer using a conical punch.
- Double wrapped using 201 Stainless Steel or galvanized carbon steel.
- Manufactured with thicker 201 Stainless Steel buckles than competitive clamps to provide added locking strength.
- Not recommended for use with fittings that may crack as a result of impact.
- Install Center Punch clamping systems with the following hand tools: S03869, T30069. Or for 5/8" Center Punch preformed clamps the Pneumatic SM1700 can be used.



Center Punch Preformed Clamps

Universal Clamp - A single wrap preformed clamp is typically used to clamp boots or sleeves.

- 1/4" band width with inside diameters ranging from 1" to 4.5".
- Not recommended for industrial hose clamping applications.
- Cost effective.
- Lock with a Tie-Lok® hand tool A92079, Ultra-Lok® hand tool A94079, or IT compatible tool.



Universal Preformed Clamp

Printed on recycled paper

SET9000™
Electronic Clamp Installation Tool

Providing the highest level of clamping tension accuracy and repeatability, the SET9000™ has interchangeable heads for use with Ultra-Lok®, BAND-IT Junior® and Center Punch Clamps.

The SET9000™ gives you consistent and accurate hose assemblies every time!



SET9000™

SET9000™ Tool

Part No.	Description	Package Quantity	Package Weight Lbs	Kg
SET9000	Electronic Clamp Installation Tool	each	235	107
M18098	Ultra-Lok® head for SET9000™	each	1.53	.69
M16098	Junior® head for SET9000™	each	1.24	.56
M17598	Center Punch head for SET9000™	each	7.17	3.25

Clamp Types:

- 1/2" and 3/4" Ultra-Lok® (page 32).
- 3/8", 1/2", 5/8" and 3/4" BAND-IT Jr.® Smooth ID (pages 33-34).
- 5/8" Center Punch (up to 6 1/2" diameter) (page 35).

Power Source:

110-120 VAC, 60hz 5A MAX. 240 Volts AC.

Features:

- Unrivaled accuracy and repeatability.
- Automatic cut-off.
- Pre-set and variable tension setting.
- Electronically controlled clamp installation.
- 22 inch single-pull take-up.
- Automatic tail ejection.
- Interchangeable Ultra-Lok®, Junior® and Center Punch heads.
- Heavy duty gearing.
- All electric power.
- Clamp counter.
- Real-time status display.



M18098 Ultra-Lok® Head



M16098 Junior® Head



M17598 Center Punch Head

SET9000™ Calibration device available – Contact BAND-IT for more information.

See page 3.

ULTRA-LOK®

The Ultimate Clamping System

Ultra-Lok® Preformed Clamp

Part No.	Material*	Width In	Width mm	Thickness In	Thickness mm	Inside Diameter In	Inside Diameter mm	Package Quantity	Package Weight Lbs	Package Weight Kg
UL2799**	201 SS 1/4 Hard	1/2	12.7	0.030	0.76	1 1/2	38	100/box	9.1	4.1
UL2839**	201 SS 1/4 Hard	1/2	12.7	0.030	0.76	2	508	100/box	10.6	4.8
UL2869**	201 SS 1/4 Hard	1/2	12.7	0.030	0.76	2 3/4	69	100/box	12.7	5.8
UL2919**	201 SS 1/4 Hard	1/2	12.7	0.030	0.76	4	101	100/box	16.7	7.6
UL2279	201 SS 1/4 Hard	3/4	19.1	0.030	0.76	2	50	100/box	14.9	6.8
UL2109	201 SS 1/4 Hard	3/4	19.1	0.030	0.76	2 3/4	69	50/box	9.2	4.2
UL2119	201 SS 1/4 Hard	3/4	19.1	0.030	0.76	3	76	50/box	10.4	4.7
UL2129	201 SS 1/4 Hard	3/4	19.1	0.030	0.76	3 1/2	88	50/box	10.8	4.9
UL2139	201 SS 1/4 Hard	3/4	19.1	0.030	0.76	4	101	25/box	6.4	2.9
UL2149	201 SS 1/4 Hard	3/4	19.1	0.030	0.76	4 1/2	114	25/box	7.0	3.2
UL2159	201 SS 1/4 Hard	3/4	19.1	0.030	0.76	5	127	25/box	7.5	3.4
UL2709	201 SS 1/4 Hard	3/4	19.1	0.030	0.76	5 1/4	139	25/box	7.3	3.3
UL2169	201 SS 1/4 Hard	3/4	19.1	0.030	0.76	6	152	25/box	8.4	3.8
UL2179	201 SS 1/4 Hard	3/4	19.1	0.030	0.76	6 1/2	165	25/box	10.2	4.6
UL2189	201 SS 1/4 Hard	3/4	19.1	0.030	0.76	7	177	25/box	9.8	4.4
UL2199	201 SS 1/4 Hard	3/4	19.1	0.030	0.76	8	203	25/box	11.0	5.0
UL2289	201 SS 1/4 Hard	3/4	19.1	0.030	0.76	9	228	10/box	5.1	2.31

**1/2" bands require M09387 for UL4000 or UL9010 tools

Also available in Ultra-Lok® Band see page 10



Ultra-Lok®
Preformed Clamp

Ultra-Lok® Tools

Part No.	Description	Package Quantity	Package Weight Lbs	Package Weight Kg
UL4000	Ultra-Lok® 18-volt Rechargeable, Portable Tool	each	17.8	6.7
UL9010	Ultra-Lok® 110-volt AC/240-volt AC, Corded Electric Tool	each	18.3	8.4
ULK249	Kit; Used to upgrade the tension body of the UL9000 and the UL9010, includes 3/4" and 1/2" shear plates	each	0.4	0.2
M09387	1/2" Shear plate for UL4000, upgraded UL9000 and UL9010 to convert from 3/4" Ultra-Lok® to 1/2" Ultra-Lok® Clamp Systems	each	0.1	0.1



Ultra-Lok® UL9010
Electric Tool

UL9010 Ultra-Lok® Electric Tool

- Ultra-Lok® clamps 1/2"† & 3/4" either preformed or Band and Buckle can be applied.
- Locks under full tension.
- Adjustable speed and torque.
- Consistent, repeatable tensioning.
- Ideal for hose clamping.

UL4000 Rechargeable or cordless Ultra-Lok® Tool

- Ultra-Lok® clamps 1/2"† & 3/4" either preformed or Band and Buckle can be applied.
- Designed for portable requirements.
- Consistent repeatable tensioning.
- Locks under full tension.
- Ultra-Lok® clamps can be applied four times faster than conventional clamps.
- Supplied with spare battery and charger with Automatic Tune-Up feature.

† For 1/2" Applications, must use M09387 1/2" Shear Plate.

*BAND-IT reserves the right to substitute material with equal or better corrosion resistance and/or mechanical specifications.



Ultra-Lok® UL4000
Rechargeable
Electric Tool

Printed on recycled paper

See page 3.

BAND-IT Jr.® Smooth ID

201 SS* Part No.	316 SS* Part No.	GCS* Part No.	Width In	Width mm	Thickness In	Thickness mm	Inside Diameter In	Inside Diameter mm	Package Quantity	Package Weight Lbs	Package Weight Kg	Application Tools
JS2409	NA	NA	1/4	6.4	0.020	0.51	13/16	20	100/box	2.0	0.9	
JS2429	NA	NA	1/4	6.4	0.020	0.51	1	25	100/box	2.1	1.0	
JS2419	NA	NA	1/4	6.4	0.020	0.51	1-3/8	34	100/box	2.5	1.1	C00169**
JS2529	NA	NA	1/4	6.4	0.020	0.51	1-1/2	38	100/box	2.6	1.2	J00169**
JS2539	NA	NA	1/4	6.4	0.020	0.51	2	50	100/box	3.2	1.5	J05069**
JS2209	NA	NA	1/4	6.4	0.020	0.51	2-1/2	63	100/box	3.7	1.7	C00269
JS2569	NA	NA	1/4	6.4	0.020	0.51	2-3/4	69	100/box	3.8	1.7	IT2000
JS2449	NA	NA	1/4	6.4	0.020	0.51	3	76	100/box	4.2	1.9	S35099
JS2579	NA	NA	1/4	6.4	0.020	0.51	3-1/2	88	100/box	4.6	2.1	S75099
JS2589	NA	NA	1/4	6.4	0.020	0.51	4	101	100/box	5.3	2.4	
JS2599	NA	NA	1/4	6.4	0.020	0.51	4-1/2	114	100/box	5.7	2.6	
JS2019	JS4019	JS3019	3/8	9.6	0.025	0.64	13/16	20	100/box	3.6	1.6	C00169**
JS2439	NA	JS3439	3/8	9.6	0.025	0.64	1	25	100/box	3.9	1.8	J00169**
JS2029	JS4029	JS3029	3/8	9.6	0.025	0.64	1-3/8	34	100/box	5.0	2.3	J05069**
JS2459	JS4459	JS3459	3/8	9.6	0.025	0.64	2	50	100/box	5.9	2.7	C00269
JS2219	JS4219	JS3219	3/8	9.6	0.025	0.64	2-1/2	63	100/box	6.8	3.1	IT5000
JS2469	NA	JS3469	3/8	9.6	0.025	0.64	3	76	100/box	7.5	3.4	S35099
JS2559	JS4559	JS3559	3/8	9.6	0.025	0.64	3-1/2	88	100/box	8.6	3.9	S75099
JS2489	JS4489	JS3489	3/8	9.6	0.025	0.64	4	101	100/box	9.5	4.3	SET9000™
JS2039	JS4039	JS3039	1/2	12.7	0.030	0.76	1	25	100/box	6.5	3.0	
JS2049	JS4049	JS3049	1/2	12.7	0.030	0.76	1-1/4	31	100/box	7.2	3.3	
JS2319	NA	JS3319	1/2	12.7	0.030	0.76	1-1/2	38	100/box	8.1	3.7	
JS2369	NA	JS3369	1/2	12.7	0.030	0.76	1-3/4	44	100/box	8.7	4.0	
JS2379	JS4379	JS3379	1/2	12.7	0.030	0.76	2	50	100/box	9.4	4.3	
JS2339	JS4339	JS3339	1/2	12.7	0.030	0.76	2-1/2	63	100/box	10.8	4.9	
JS2309	NA	JS3309	1/2	12.7	0.030	0.76	2-3/4	69	100/box	11.3	5.1	
JS2349	JS4349	JS3349	1/2	12.7	0.030	0.76	3	76	100/box	12.2	5.5	
JS2479	JS4479	JS3479	1/2	12.7	0.030	0.76	3-1/2	88	100/box	13.6	6.2	
JS2499	JS4499	JS3499	1/2	12.7	0.030	0.76	4	101	100/box	14.9	6.8	
JS2059	JS4059	JS3059	5/8	15.9	0.030	0.76	1-1/2	38	100/box	10.4	4.7	
JS2069	JS4069	JS3069	5/8	15.9	0.030	0.76	1-3/4	44	100/box	11.3	5.1	
JS2079	JS4079	JS3079	5/8	15.9	0.030	0.76	2	50	100/box	12.2	5.5	
JS2089	JS4089	JS3089	5/8	15.9	0.030	0.76	2-1/4	57	100/box	13.3	6.0	
JS2099	JS4099	JS3099	5/8	15.9	0.030	0.76	2-1/2	63	100/box	13.9	6.3	
JS2279	JS4279	JS3279	3/4	19.1	0.030	0.76	2	50	100/box	14.9	6.8	
JS2109	JS4109	JS3109	3/4	19.1	0.030	0.76	2-3/4	69	50/box	9.2	4.2	
JS2119	JS4119	JS3119	3/4	19.1	0.030	0.76	3	76	50/box	9.7	4.4	
JS2129	JS4129	JS3129	3/4	19.1	0.030	0.76	3-1/2	88	50/box	10.8	4.9	
JS2139	JS4139	JS3139	3/4	19.1	0.030	0.76	4	101	25/box	6.1	2.8	
JS2149	JS4149	JS3149	3/4	19.1	0.030	0.76	4-1/2	114	25/box	6.7	3.0	
JS2159	JS4159	JS3159	3/4	19.1	0.030	0.76	5	127	25/box	7.2	3.3	
JS2709	JS4709	JS3709	3/4	19.1	0.030	0.76	5-1/4	133	25/box	7.3	3.3	
JS2169	JS4169	JS3169	3/4	19.1	0.030	0.76	6	152	25/box	8.2	3.7	
JS2179	NA	JS3179	3/4	19.1	0.030	0.76	6-1/4	165	25/box	9.2	4.2	
JS2189	NA	JS3189	3/4	19.1	0.030	0.76	7	177	25/box	10.2	4.6	
JS2199	NA	JS3199	3/4	19.1	0.030	0.76	8	203	25/box	11.0	5.0	

C00169**
J00169**
J05069**
C00269
S35099
S75099
SET9000™

**Junior® Adaptors, either J00169 or J05069, must be used with C00169.

*BAND-IT reserves the right to substitute material with equal or better corrosion resistance and/or mechanical specifications.



C00199 BAND-IT® Tool



J05099 Junior® Heavy Duty Adaptor



J00199 Junior® Adaptor



C00299 Junior® Hand Tool

S75099 Standard Air Tool







S35099 Automatic Air Tool

Junior® Non-Smooth ID Clamps are available, however BAND-IT recommends using the BAND-IT Jr.® Smooth ID Clamp in place of the Junior® Non-Smooth ID Clamps.

BAND-IT Jr.® Smooth ID — Bulk Packaging Options

201 SS* Part No.	GCS* Part No.	Width In	Width mm	Thickness In	Thickness mm	Inside Diameter In	Inside Diameter mm	Package Quantity	Package Weight Lbs	Package Weight Kg	Application Tools
QS2019	QS3019	3/8	9.6	0.025	0.64	13/16	20	500/box	18.1	8.3	C00169**
QS2029	QS3029	3/8	9.6	0.025	0.64	1-3/8	34	500/box	25.1	11.4	J00169**
QS2039	QS3039	1/2	12.7	0.030	0.76	1	25	500/box	32.8	14.9	J05069**
QS2049	QS3049	1/2	12.7	0.030	0.76	1-1/4	31	500/box	36.2	16.5	C00269
QS2059	QS3059	5/8	15.9	0.030	0.76	1-1/2	38	500/box	53.9	24.5	C00369**
QS2069	QS3069	5/8	15.9	0.030	0.76	1-3/4	44	500/box	58.3	26.5	IT5000***
QS2079	QS3079	5/8	15.9	0.030	0.76	2	50	500/box	62.5	28.4	S35099
QS2089	QS3089	5/8	15.9	0.030	0.76	2-1/4	57	500/box	66.9	30.4	S75099
QS2099	QS3099	5/8	15.9	0.030	0.76	2-1/2	63	250/box	35.6	16.2	SET9000™
QS2109	QS3109	3/4	19.1	0.030	0.76	2-3/4	69	250/box	43.2	19.6	
QS2119	QS3119	3/4	19.1	0.030	0.76	3	76	250/box	48.5	22.0	
QS2129	QS3129	3/4	19.1	0.030	0.76	3-1/2	88	250/box	54.3	24.7	
QS2139	QS3139	3/4	19.1	0.030	0.76	4	101	125/box	30.7	14.0	
QS2149	QS3149	3/4	19.1	0.030	0.76	4-1/2	114	125/box	33.3	15.2	
QS2159	QS3159	3/4	19.1	0.030	0.76	5	127	125/box	36.6	16.7	
QS2169	QS3169	3/4	19.1	0.030	0.76	6	152	100/box	41.8	19.0	

**Junior® Adaptors, either J00169 or J05069, must be used with C00169 and C00369.
*** For 3/8" band only.



BAND-IT Jr.® Smooth ID Preformed Clamps

Universal Clamp

Part No.	Material*	Width In	Width mm	Thickness In	Thickness mm	Inside Diameter In	Inside Diameter mm	Package Quantity	Package Weight Lbs	Package Weight Kg	Application Tools
JU2428	201 SS	1/4	6.4	0.015	0.38	1	25	100/box	1.2	0.6	A92079
JU2528	201 SS	1/4	6.4	0.015	0.38	1-1/2	38	100/box	1.4	0.7	A94079
JU2538	201 SS	1/4	6.4	0.015	0.38	2	51	100/box	1.7	0.8	IT1000
JU2548	201 SS	1/4	6.4	0.015	0.38	2-1/2	64	100/box	1.9	0.9	IT3000
JU2568	201 SS	1/4	6.4	0.015	0.38	3	76	100/box	2.2	1.0	
JU2578	201 SS	1/4	6.4	0.015	0.38	3-1/2	89	100/box	2.4	1.1	
JU2588	201 SS	1/4	6.4	0.015	0.38	4	102	100/box	2.6	1.2	
JU2598	201 SS	1/4	6.4	0.015	0.38	4-1/2	114	100/box	2.7	1.3	



Universal Preformed Clamp

- The Universal Clamp is not recommended for industrial hose clamping applications.
- This is a single wrap, preformed, smooth ID clamp that can be fastened with either a Tie-Lok® or Ultra-Lok® termination.
- Can be installed with hand tool or the pneumatic powered production tools.
- Available in bulk packaging.



IT Series Tool

*BAND-IT reserves the right to substitute material with equal or better corrosion resistance and/or mechanical specifications.

Printed on recycled paper

Center Punch

201 SS* Part No.	GCS* Part No.	Width In	Width mm	Thickness In	Thickness mm	Inside Diameter In	Inside Diameter mm	Package Quantity	Package Weight Lbs	Package Weight Kg	Application Tools
CP3S99	CP0399	3/8	9.6	0.025	0.64	13/16	20	100/box	3.6	1.6	S03869 T30069
CP311S	CP3119	3/8	9.6	0.025	0.64	1-3/8	35	100/box	4.6	2.1	
CP4S99	CP0499	5/8	15.9	0.025	0.64	1	25	100/box	8.3	3.8	
CP5S99	CP0599	5/8	15.9	0.025	0.64	1-1/4	32	100/box	8.7	4.0	
CP6S99	CP0699	5/8	15.9	0.025	0.64	1-1/2	38	100/box	9.7	4.4	
CP7S99	CP0799	5/8	15.9	0.025	0.64	1-3/4	44	100/box	10.6	4.8	
CP8S99	CP0899	5/8	15.9	0.025	0.64	2	51	100/box	11.5	5.2	
CP9S99	CP0999	5/8	15.9	0.025	0.64	2-1/4	57	100/box	12.6	5.7	S03869 T30069 SM1700 SET9000™
CP10S9	CP1099	5/8	15.9	0.025	0.64	2-1/2	64	50/box	6.8	3.1	
CP11S9	CP1199	5/8	15.9	0.025	0.64	2-3/4	70	50/box	7.3	3.3	
CP12S9	CP1299	5/8	15.9	0.025	0.64	3	76	50/box	7.7	3.5	
CP14S9	CP1499	5/8	15.9	0.025	0.64	3-1/2	89	50/box	8.7	4.0	
CP16S9	CP1699	5/8	15.9	0.025	0.64	4	102	25/box	4.9	2.2	
CP18S9	CP1899	5/8	15.9	0.025	0.64	4-1/2	114	25/box	5.5	2.5	
CP20S9	CP2099	5/8	15.9	0.025	0.64	5	127	25/box	5.9	2.7	
CP24S9	CP2499	5/8	15.9	0.025	0.64	6	152	25/box	6.8	3.1	
CP26S9	CP2699	5/8	15.9	0.025	0.64	6-1/2	165	25/box	7.1	3.3	S03869 T30069
CP28S9	CP2899	5/8	15.9	0.025	0.64	7	178	25/box	7.4	3.4	
CP32S9	CP3299	5/8	15.9	0.025	0.64	8	203	25/box	8.2	3.7	



Center Punch Preformed Clamps



T30099 Center Punch Tool



SM1700 Production Tool



S03869 Center Punch Tool



Center Punch Clamp Kit CP3999

- For general plant maintenance or emergency field repairs.
- Clamping range from 3/4" to 1" diameter.
- ***Kit includes:*** 4 CP3S99 Center Punch Clamps. 8 each - CP311S and CP6S99 Center Punch Clamps. 6 - CP5S99 Center Punch Clamps. 9 - CP8S99 Center Punch Clamps. 3 each - O316S9, O10S99, BAND-FAST™ Open End with Center Punch Clips. 1 - S03869 Center Punch Tool. Polyethylene carrying case.

BAND-FAST™ Open End with Center Punch Clip

Part No.	Material*	Width In	Width mm	Thickness In	Thickness mm	Length** In	Length** mm	Inside Diameter Single Wrap In	Inside Diameter Single Wrap mm	Inside Diameter Double Wrap In	Inside Diameter Double Wrap mm	Package Quantity	Package Weight Lbs	Package Weight Kg	Application Tools
O311S9	SS	3/8	9.6	0.020	0.51	15.0	381	2-3/4	70	1-3/8	35	100/box	5.2	2.4	
O316S9	SS	3/8	9.6	0.020	0.51	18.0	457	4	101	2	50	100/box	5.9	2.7	
O325S9	SS	3/8	9.6	0.020	0.51	24.0	610	6	152	3	76	100/box	6.4	2.9	S03869 SM1700 T30069
O10S99	SS	5/8	15.9	0.020	0.51	23.0	584	5	127	2-1/2	64	50/box	5.2	2.3	
O16S99	SS	5/8	15.9	0.020	0.51	31.0	787	8	203	4	102	50/box	9.5	4.3	
O20S99	SS	5/8	15.9	0.020	0.51	37.0	940	10	254	5	127	25/box	5.8	2.6	
O32S99	SS	5/8	15.9	0.020	0.51	56.0	1422	16	406	8	203	25/box	6.6	3.0	

**Take the object circumference and add 4" to grip with the tool. (2 X circumference for double wrap.)

- *BAND-FAST*™ Open End with Center Punch Clips are used for repair when a preformed clamp won't fit over the object being repaired.
- Also suitable where larger diameter single wrap clamps are required.



***BAND-FAST*™ Open End with Center Punch Clip**

*BAND-IT reserves the right to substitute material with equal or better corrosion resistance and/or mechanical specifications.

See page 3.

Adjustable Clamping Systems

Worm Gear Clamp

Part No.	Material*	Width In	Width mm	Inside Diameter Range Inches Min	Inches Max	mm Min	mm Max	Package Quantity	Package Weight Lbs	Package Weight Kg	Application Tools
V20299	301 SS	5/16	7.9	1/4	5/8	6	16	10/box	0.2	0.1	Hex or Screw Driver
V20399	301 SS	5/16	7.9	3/8	7/8	8	23	10/box	0.2	0.1	
V00699	301 SS	9/16	14.3	3/8	7/8	9	22	10/box	0.5	0.2	
V00899	301 SS	9/16	14.3	1/2	1	11	25	10/box	0.5	0.2	
V01099	301 SS	9/16	14.3	1/2	1-1/8	12	28	10/box	0.6	0.3	
V01299	301 SS	9/16	14.3	1/2	1-1/4	12	32	10/box	0.6	0.3	
V01699	301 SS	9/16	14.3	3/4	1-1/2	19	38	10/box	0.6	0.3	
V02099	301 SS	9/16	14.3	7/8	1-3/4	22	45	10/box	0.6	0.3	
V02499	301 SS	9/16	14.3	1-1/8	2	28	51	10/box	0.7	0.3	
V02899	301 SS	9/16	14.3	1-3/8	2-1/4	35	57	10/box	0.7	0.3	
V03299	301 SS	9/16	14.3	1-5/8	2-1/2	41	64	10/box	0.8	0.3	
V03699	301 SS	9/16	14.3	1-7/8	2-3/4	48	70	10/box	0.8	0.4	
V04099	301 SS	9/16	14.3	2-1/8	3	54	76	10/box	0.8	0.4	
V04499	301 SS	9/16	14.3	2-3/8	3-1/4	58	83	10/box	0.9	0.4	
V04899	301 SS	9/16	14.3	2-5/8	3-1/2	67	89	10/box	0.9	0.4	
V05299	301 SS	9/16	14.3	2-7/8	3-3/4	73	95	10/box	0.9	0.4	
V05699	301 SS	9/16	14.3	3-1/8	4	79	102	10/box	1.0	0.4	
V06499	301 SS	9/16	14.3	3-1/2	4-1/2	89	114	10/box	1.1	0.5	
V07299	301 SS	9/16	14.3	4	5	102	127	10/box	1.3	0.6	
V08099	301 SS	9/16	14.3	4-1/2	5-1/2	114	140	10/box	1.3	0.6	
V08899	301 SS	9/16	14.3	5-1/8	6	130	152	10/box	1.4	0.6	
V10499	301 SS	9/16	14.3	6-1/8	7	155	178	10/box	1.5	0.7	



Worm Gear Clamp



Scru-Seal Rack and Housing

Scru-Seal Clamping System

- A rack and pinion system used with band to create any size clamp.
- Components separately packaged, rack & housing and band for flexibility.
- Clamp/band 301 SS, housing 201 SS, screw 410 SS

Part No.	Material*	Description	Package Quantity	Package Weight Lbs	Package Weight Kg
M21199	SS	10 Scru-Seal racks and 10 Housings	10/box	0.7	0.3
C13399	SS	VALU-STRAP™ Band, SS, 3/8" x 0.015" x 100'	100'/roll	2.2	1.0
C13499	SS	VALU-STRAP™ Band, SS, 1/2" x 0.015" x 100'	100'/roll	2.9	1.3

Kits-Everything you need in a single package

M21099	SS	Scru-Seal Kit includes: 25 Scru-Seal racks, 25 housings, VALU-STRAP™ band 3/8" x 0.015" x 100'	each	4.3	1.9
M21899	SS	Each Clamp Pak includes: 3 Scru-Seal racks, 3 housings, VALU-STRAP™ band 3/8" x 0.015" x 10'	10 paks/box	5.0	2.3



M21899 Clamp-Pak (Shipped as 10 pack)



M21099 Scru-Seal Kit with VALU-STRAP™

Scru-Band Clamping System

- A pinion and band with full length formed rack to create any size clamp.
- Components separately packaged rack and housing and band for flexibility.

Part No.	Material*	Description	Package Quantity	Package Weight Lbs	Package Weight Kg
M15099	SS	Scru-Band Housing, 301 SS-Screw 410 SS	100/box	2.8	1.3
M15599	SS	Scru-Band Housing, 301 SS-Screw 410 SS	25/box	0.7	0.3
M15199	SS	Scru-Band, 430SS 3/8" (9.5mm) x .025" (30.5M) (.64mm)	100'/roll	3.4	1.6

Kits-Everything you need in a single package

M15699	SS	Scru-Band Kit includes: 100' of Scru-Band, 25 housings, 25 slotted screws	each	4.0	1.8
M15799	SS	Scru-Band Kit includes: 50' of Scru-Band, 10 housings, 10 slotted screws	each	2.1	1.0
M15899	SS	Each Pak includes: 10' of Scru-Band, 5 housings, 5 slotted screws	10 paks/box	4.4	2.0



M15699, M15799 Scru-Band Kit



M15899 Scru-Band Pak (Shipped as 10 pack)



Scru-Band Clamping System

*BAND-IT reserves the right to substitute material with equal or better corrosion resistance and/or mechanical specifications.

Printed on recycled paper

Hose Fittings

	Tri-Lokt®		Swaged	Machined	
Material	316 SS	Carbon Steel - Plated	Carbon Steel - Plated	316 SS	Carbon Steel - Plated
Diameter	1/2" - 6"	1-1/ 4" - 6"	1-1/2" - 4"	1/4" - 1-1/2"	1/4" - 1-1/2"
Corrosion	Excellent	Good	Good	Excellent	Good

Recommended Clamp Widths for the BAND-IT® Nipples shown in this catalog.

Hose ID		Band Clamp Width	
Inches	mm	Inches	mm
1/2 to 5/8	13 to 16	3/8 or 1/2	6.35 or 12.70
3/4 to 1 1/2	19 to 38	1/2 to 3/4	12.70 to 19.05
2 to 6	51 to 152	3/4	19.05



Tri-Lokt® Male Hose Nipple

For maximum holding power BAND-IT recommends the Ultra-Lok® Clamping System for use with all hose fittings.

Tri-Lokt® Hose Nipples

- BAND-IT's exclusive design of the Tri-Lokt® Hose Nipple is the answer for heavy duty industrial hose applications.
- The Tri-Lokt® Nipple should be used when a positive lock is required between the clamp and the nipple.
- The locking yoke or tie strip assembly together with the BAND-IT® clamp accommodates the various wall thicknesses of different types of hoses.



Swaged Male Hose Nipple

Features:

- End barb provides excellent holding strength.
- Secure lock due to a unique yoke or tie strip assembly which is clamped to the hose.
- Low Profile.
- Ease of Installation.



Machined Nipple

Caution: Hose and nipples should never be operated in excess of the maximum working pressure established by the hose manufacturer.

* Finish may be clear zinc or dichromate zinc plating on the carbon steel nipple.

See page 3.

Tri-Lokt® Male Hose Nipple - NPT Swaged Including Tie Strip**

Part No.	Material*	NPT Inches	Shank Length Inches	Shank Length mm	Hose Inside Diameter Inches	Hose Inside Diameter mm	No. of Clamps Per Nipple	Package Quantity	Package Weight Lbs	Package Weight Kg
H60088	Plated Steel	1-1/4	2.75	69	1-1/4	32	4	each	1.3	0.6
H61088	Plated Steel	1-1/2	2.75	69	1-1/2	38	4	each	1.5	0.7
H62088	Plated Steel	2	2.75	69	2	51	4	each	2.3	1.0
H63088	Plated Steel	2-1/2	4.50	114	2-1/2	64	6	each	3.5	1.6
H64088	Plated Steel	3	4.50	114	3	76	6	each	4.6	2.1
H65088	Plated Steel	4	4.50	114	4	102	6	each	6.4	2.9
H65688	Plated Steel	5	6.50	165	5	127	8	each	11.5	5.2
H65888	Plated Steel	6	8.00	203	6	152	10	each	15.9	7.2



Tri-Lokt® Male Hose Nipple

Tri-Lokt® Male Hose Nipple - NPT Swaged Including Tie Strip**

Part No.	Material*	NPT Inches	Shank Length Inches	Shank Length mm	Hose Inside Diameter Inches	Hose Inside Diameter mm	No. of Clamps Per Nipple	Package Quantity	Package Weight Lbs	Package Weight Kg
S60088	316 SS	1-1/4	2.75	69	1-1/4	31	4	each	0.9	0.4
S61088	316 SS	1-1/2	2.75	69	1-1/2	38	4	each	1.2	0.5
S62088	316 SS	2	2.75	69	2	50	4	each	1.5	0.7
S64088	316 SS	3	4.63	117	3	76	6	each	5.4	2.4
S65088	316 SS	4	4.63	117	4	101	6	each	6.5	2.9

Tri-Lokt® Machined Male Hose Nipple - NPT Including Yoke**

Part No.	Material*	NPT Inches	Shank Length Inches	Shank Length mm	Hose Inside Diameter Inches	Hose Inside Diameter mm	No. of Clamps Per Nipple	Package Quantity	Package Weight Lbs	Package Weight Kg
S13479	316 SS	3/4	1.50	38	3/4	19	2	each	0.4	0.2
S14079	316 SS	1	1.50	38	1	25	2	each	0.6	0.3



Tri-Lokt® Machined Male Hose Nipple

Tri-Lokt® Machined Male Hose Nipple - NPT Including Yoke**

Part No.	Material*	NPT Inches	Shank Length Inches	Shank Length mm	Hose Inside Diameter Inches	Hose Inside Diameter mm	No. of Clamps Per Nipple	Package Quantity	Package Weight Lbs	Package Weight Kg
H12289	Plated Steel	1/2	1.25	31	1/2	12	2	12/box	3.1	1.4
H13489	Plated Steel	3/4	1.50	38	3/4	19	2	12/box	4.9	2.2
H14089	Plated Steel	1	1.50	38	1	25	2	12/box	7.6	3.4



Tri-Lokt® Machined Female Hose Swivel Coupling

Tri-Lokt® Machined Female Hose Swivel Coupling-NPSC Including Yoke **

Part No.	Material*	Shank Length Inches	Shank Length mm	ID/NPSC Inches	ID/NPSC mm	No. of Clamps Per Coupling	Package Quantity	Package Weight Lbs	Package Weight Kg
H22279	Plated Steel	1.19	30	1/2	12	2	12/box	3.2	1.4
H23479	Plated Steel	1.50	38	3/4	19	2	12/box	5.6	2.5

Nut end has conical seat to seal with a Tri-Lokt® Male Nipple of comparable size.

Tri-Lokt® Full Flow Hose Nipple Including Tie Strip**

Part No.	Material*	Hose ID Inches	Hose ID mm	End	No. Clamps per Fitting Double Wrapped	Package Quantity	Package Weight Lbs	Package Weight Kg
H75089	Plated Steel	1-1/2	38	NPT	4 - Ear-Lokt	each	1.2	0.5
H75589	Plated Steel	2	50	Grooved	4 - Ear-Lokt	each	1.2	0.5



Tri-Lokt® Full Flow Hose Nipple

- Only Stainless Steel BAND-IT® clamps should be used with Tri-Lokt® Hose Nipples.
- *BAND-IT reserves the right to substitute material with equal or better corrosion resistance and/or mechanical specifications.
- **Replacement Tri-Lokt® Stainless Steel Tie Strip kits and Yokes available. Contact BAND-IT for information.
- Finish may be clear zinc or dichromate zinc plating on the carbon steel nipple.
- Tri-Lokt® installation instructions can be located at ***www.BAND-IT-IDEX.com***

Printed on recycled paper

Swaged Male Hose Nipple - NPT

Part No.	Material*	NPT Inches	Shank Length Inches	Shank Length mm	Hose Inside Diameter Inches	Hose Inside Diameter mm	No. of Clamps Per Nipple	Package Quantity	Package Weight Lbs	Package Weight Kg
E79899	Plated Steel	1/2	1.56	39	1/2	12	1	each	0.2	0.1
E80099	Plated Steel	3/4	1.56	39	3/4	19	1	each	0.2	0.1
E80299	Plated Steel	1	1.63	41	1	25	1	each	0.4	0.2
E80499	Plated Steel	1-1/4	1.63	41	1-1/4	31	1	each	0.4	0.2
E80699	Plated Steel	1-1/2	1.63	41	1-1/2	38	1	each	0.4	0.2
E80899	Plated Steel	2	2.75	69	2	50	2	each	0.6	0.5
E81299	Plated Steel	2 1/2	3.00	76	2-1/2	63	2	each	1.9	0.9
E81499	Plated Steel	3	3.00	76	3	76	2	each	2.7	1.2
E81699	Plated Steel	4	4.63	117	4	101	3	each	5.2	2.4



Swaged Male Hose Nipple

Machined Male Hose Nipple - NPT

Part No.	Material*	NPT Inches	Shank Length Inches	Shank Length mm	Hose Inside Diameter Inches	Hose Inside Diameter mm	Diameter of Hole Inches	Diameter of Hole mm	No. of Clamps Per Nipple	Package Quantity	Package Weight Lbs	Package Weight Kg
E60699	316 SS	1/4	1.03	26	1/4	6	0.180	4	1	each	0.1	0.1
E61299	316 SS	3/8	1.07	27	3/8	9	0.230	5	1	each	0.1	0.1
E62299	316 SS	1/2	1.35	34	1/2	12	0.370	9	1	each	0.2	0.1
E63499	316 SS	3/4	1.38	35	3/4	19	0.620	15	1	each	0.2	0.1
E64099	316 SS	1	1.78	45	1	25	0.870	22	1	each	0.4	0.2

Machined Male Hose Nipple- NPT

Part No.	Material*	NPT Inches	Shank Length Inches	Shank Length mm	Hose Inside Diameter Inches	Hose Inside Diameter mm	Diameter of Hole Inches	Diameter of Hole mm	No. of Clamps Per Nipple	Package Quantity	Package Weight Lbs	Package Weight Kg
E00499	Plated Steel	1/8	0.87	22	1/4	6	0.188	4	1	12/box	0.4	0.2
E00699	Plated Steel	1/4	1.03	26	1/4	6	0.188	4	1	12/box	0.8	0.3
E00899	Plated Steel	1/8	1.07	27	3/8	9	0.234	5	1	12/box	0.6	0.3
E01099	Plated Steel	1/4	1.07	27	3/8	9	0.234	5	1	12/box	0.7	0.3
E01299	Plated Steel	3/8	1.07	27	3/8	9	0.234	5	1	12/box	1.2	0.5
E01499	Plated Steel	1/2	1.07	27	3/8	9	0.234	5	1	12/box	2.1	1.0
E01899	Plated Steel	1/4	1.35	34	1/2	12	0.266	6	1	12/box	1.4	0.6
E02099	Plated Steel	3/8	1.35	34	1/2	12	0.359	9	1	12/box	1.3	0.6
E02299	Plated Steel	1/2	1.35	34	1/2	12	0.375	9	1	12/box	2.1	0.9
E02899	Plated Steel	1/2	1.36	34	5/8	15	0.500	12	1	12/box	2.0	0.9
E03099	Plated Steel	3/4	1.36	34	5/8	15	0.500	12	1	12/box	2.6	1.2
E03299	Plated Steel	1/2	1.38	35	3/4	19	0.500	12	1	12/box	3.0	1.4
E03499	Plated Steel	3/4	1.38	35	3/4	19	0.625	15	1	12/box	2.8	1.3
E03699	Plated Steel	1	1.38	35	3/4	19	0.625	15	1	12/box	4.1	1.9
E03899	Plated Steel	3/4	1.78	45	1	25	0.750	17	1	12/box	4.0	1.8
E04099	Plated Steel	1	1.78	45	1	25	0.875	22	1	12/box	4.6	2.1
E04299	Plated Steel	1	1.78	45	1-1/4	31	0.922	23	1	12/box	7.3	3.3
E04499	Plated Steel	1-1/4	1.78	45	1-1/4	31	1.109	28	1	12/box	8.2	3.7
E04699†	Plated Steel	1-1/2	1.90	48	1-1/2	38	1.344	34	1	12/box	11.6	5.3

†Round Profile, not Hex.



Machined Male Hose Nipple in 316SS or Plated Steel

Machined Female Swivel Hose Nipple - NPSC

Part No.	Material*	Shank Length Inches	Shank Length mm	Hose ID/NPSC Inches	Hose ID/NPSC mm	No. of Clamps Per Nipple	Package Quantity	Package Weight Lbs	Package Weight Kg
E10699	Plated Steel	1.06	27	1/4	6	1	12/box	0.7	0.3
E12299	Plated Steel	1.37	34	1/2	12	1	12/box	1.7	0.8
E13499	Plated Steel	1.37	34	3/4	12	1	12/box	3	1.6

Nut end has conical seat to seal with BAND-IT® Male Hose Nipple.



Machined Female Swivel Hose Nipple

Machined Hose Mender

Part No.	Material*	Shank Length Inches	Shank Length mm	Hose ID/NPSC Inches	Hose ID/NPSC mm	No. of Clamps Per Mender	Package Quantity	Package Weight Lbs	Package Weight Kg
F10689	Plated Steel	.91	23	1/4	6	2	each	.03	.01
F10889	Plated Steel	.95	24	3/8	9	2	each	.04	.02
F11089	Plated Steel	1.16	29	1/2	12	2	each	.06	.03
F11289	Plated Steel	1.18	29	5/8	15	2	each	.10	.05
F11489	Plated Steel	1.20	30	3/4	19	2	each	.30	.10
F11689	Plated Steel	1.53	38	1	25	2	each	.20	.09
F11889	Plated Steel	1.53	38	1 1/4	31	2	each	.30	.10

Suitable for use on hose reels due to short length of these menders.



Machined Hose Mender

*BAND-IT reserves the right to substitute material with equal or better corrosion resistance and/or mechanical specifications.

- Finish may be clear zinc or dichromate zinc plating on the carbon steel nipple.

See page 3.

Common BAND-IT® Brand Tools and Tool Repair/Replacement Parts List



C00199 – Standard Banding Tool
Replacement Parts:
C00689 – Tension handle and tension screw kit
C01899 – Band Gripper
C01687 – Thrust bearing
C05887 – Cutterbar and handle assembly



C00399 – Heavy Duty Banding Tool
Replacement Parts:
C01899 – Band Gripper
C07087 – Thrust bearing
C05887 – Cutterbar and handle assembly
C04986 – 5/8" Tension handle for tool



G40299 – Giant Banding Tool
Replacement Parts:
G40888 – Thrust bearing
G42287 – Cutterbar and handle assembly



T30099 – Center Punch Tool - 5/8”
Replacement Parts:
T32190 – Punch and holder replacement kit
T32290 – Clamp tail grippers replacement kit
S03289 – Adaptor insert for 3/8” clamp installations



C00299 – Junior® Preformed Clamp Tool - complete
Replacement Parts:
C00689 – Tension handle and tension screw kit
C01899 – Band Gripper
C01687 – Thrust bearing
J00587 – Shear hook
J93099 – Junior® lock universal cutter blade kit



J00199 – Junior® Clamp Adaptor for use with C00169 Tool
Replacement Parts:
J00587 – Shear hook
J93099 – Junior® lock universal cutter blade kit



J05099 – Junior® Heavy Duty Adaptor for use with C00169 Tool
Replacement Parts:
J00587 – Shear hook
J93099 – Junior® lock universal cutter blade kit

For a complete list of available tool instructions and replacement parts, go to www.BAND-IT-IDEX.com/products/products_tools.html

Printed on recycled paper

Common BAND-IT® Brand Tools and Tool Repair/Replacement Parts List



S75099 – Pneumatic Junior® Clamp Application Tool
Replacement Parts:
S45799 – Band Gripper Kit
J93099 – Junior® lock universal cutter blade kit
J00587 – Shear hook
S45087 – Tripper Plate



S35099 - Pneumatic Automatic Junior® Clamp Application Tool
Replacement Parts:
S45799 – Band Gripper Kit
J93099 – Junior® lock universal cutter blade kit
S45087 – Tripper Plate



SM1700 - Pneumatic Automatic Center Punch Clamp Application Tool
Replacement Parts:
S45199 – CP Band Gripper Kit
M17799 – CP Cutter Blade Kit
S45087 – Tripper Plate



UL4000 – Ultra-Lok® Portable Tool
Replacement Parts:
M21790 – Adapter Clutch
M09387 – Shear plate for installing ½" wide UL clamps
M09887 – Shear plate for installing ¾" wide UL clamps
M09787 – Cutter Blade for installing all UL clamps
C23187 – Lubricant for tension threads
UL1219 – Handle Kit



UL9010 – Ultra-Lok® AC Powered Tool
Replacement Parts:
M03990 – Adapter Clutch
M09387 – Shear plate for installing ½" wide UL clamps
M09887 – Shear plate for installing ¾" wide UL clamps
M09787 – Cutter Blade for installing all UL clamps
C23187 – Lubricant for tension threads
UL1219 – Handle Kit

UL9000 – Ultra-Lok® AC Powered Tool (1st Generation)
Replacement Parts:
M03990 – Adapter Clutch
ULK249 – Upgrade kit to convert UL9000 to UL9010 features
C23187 – Lubricant for tension threads

See page 3.

Patents

Many BAND-IT products shown herein are manufactured under one or more of the following U.S. and corresponding foreign patents owned by BAND-IT- IDEX, Inc., a unit of IDEX Corporation. Other patents pending.

4,887,334	4,896,402	4,928,738	5,123,456	5,127,446	5,129,350	5,303,571
5,322,091	5,452,523	5,483,998	5,488,760	5,566,726	5,743,310	5,850,674
6,014,792	6,260,704	6,481,467	1,140,648			

Trademarks

BAND-IT®, BAND-IT Jr.®, Junior®, *BAND-FAST*™, COLOR-IT™, Tri-Lokt®, Thriftool®, Tie-Lok®, TORQ-LOKT™, Tie-Lok Tool®, Tie-Dex®, Band-Lok®, Self-Lok®, and Ultra-Lok® are registered trademarks owned by BAND-IT- IDEX, Inc., a unit of IDEX Corporation. SET9000™ and VALU-STRAP™ trademarks have been applied for. BAND-IT Trademarks are registered in the U.S. Patent and Trademark Office and in many other countries. For permission to use any BAND-IT logo or image, please contact us at: info.band-it@idexcorp.com

Acknowledgement of Registered Trademarks

- Q-BAND™ is a registered trademark of Great Lakes Textile, Inc.
- Q-Clip™ is a registered trademark of KOTEC'S Co., LTD. Corporation Higashi-Nippori, Arakawa-ku Tokyo in Japan.
- Monel® 400 and Inconel® 625 are registered trademarks of Inco Alloys International, Inc.
- AL6XN® is a registered trademark of ATI Properties.

Uniform Industrial Code

BAND-IT's UIC (Uniform Industrial Code) number is 662682.

Commercial and Government Entity Code

BAND-IT's Commercial and Government Entity Code (CAGE code) number is 70847.

Approvals

CE — Tie products listed with the CE mark are suitable for electric purposes and meet the requirements of (LVD) 73/23/EEC.

Lloyd's Register — Products listed with the Lloyds Register symbol are certified in accordance with the LR type approval system. Certificate No. 01/00106

UL LISTED — Underwriters Laboratories Listing BAND-IT-IDEX has UL Listings on the products indicated.

GL — Products listed with the Germanisher LLoyd symbol are certified in accordance with the relative requirements of the GL Type Approval System. Certificate No. 14755-99 HH

DNV — Det Norske Veritas Type Approval BAND-IT Company Ltd, Derbyshire, has Det Norske Veritas Type Approval on the products indicated in the catalog certificate Number E-4464.

SA C US — The CSA C/US mark signifies that the product meets applicable U.S. and Canadian standards, including those from CSA, CSA America, ANSI, ASME, ASSE, ASTM, NSF and UL.

RoHS Compliance

All bands, clamps, ties and buckles that are manufactured at BAND-IT-IDEX, Inc. are fully compliant within the EU RoHS Directive, 2002/95/EC. These products are created using stainless or carbon steel material with no hazardous substances in the manufacturing. Specifically, Hexavalent Chromium, Lead, Mercury, Cadmium, PBB, or PBDE are not introduced in the manufacturing of, or present in, the raw material of our products. This includes the following families:

- Ball-Lok Ties and Buckles
- *BAND-FAST*™ Clamps
- Band-Lok® Ties
- BAND-IT® Band
- Center Punch Clamps and Buckles
- Ear-Lokt Buckles
- ID Tags
- Junior® Clamps and Buckles
- Jr.® SID Clamps and Buckles
- Open End Clamps and Buckles
- Powder Coated Ties and Buckles
- Q-Band™ and Q-Clips™
- Scru-Lokt Bands and Buckles
- Scru-Seal Clamping System
- Self-Lok® Ties
- Tie-Lok® Ties
- Tie-Dex® Bands and Buckles
- Ultra-Lok® Band and Buckles
- Ultra-Lok® Preformed Clamps
- Ultra-Lok® Ties and Buckles
- Universal Preformed Buckles and Clamps
- Valuband
- Valuclips
- VALU-STRAP™

*BAND-IT reserves the right to substitute material equal to or better than the material specifications of individual part numbers listed within this catalog. Tolerance is +.0005" / -.0025" for steel of thickness .030" and thinner and +.001 / -.003 for steel of thickness up to .044" unless otherwise specified by BAND-IT Engineering.

Printed on recycled paper

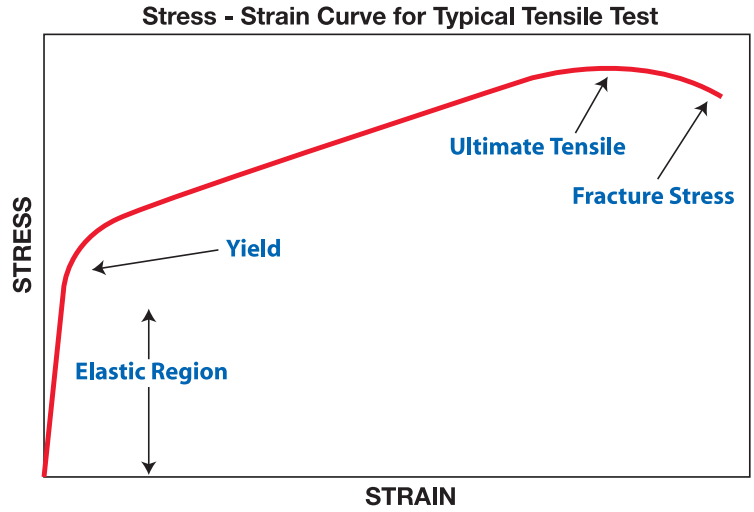

Definitions

For additional Technical information visit: www.BAND-IT-IDEX.com

Breaking Strength/Tensile Strength - The strength of a material when subjected to a stretching (tensile) force usually measured by placing a standard test piece in the jaws of a tensile machine, gradually separating the jaws, and measuring the force necessary to break the test piece. (This strength is expressed as pounds per square inch or PSI.)

Clamping Force - (Also, Retained Force) The amount of force applied to an object by an installed clamp or tie. The clamping force maintains the assembly integrity and hardware placement.

Cold Flow Properties of Flexible Hose Materials - The continued deformation or movement of hose wall material as a result of clamp tension.

Corrosion Resistance - The ability of a material to withstand degradation in specific environments.

Decorative Coating - A coating for matching pre-existing hardware or decorative traffic poles. These coatings are often an applied and baked, powder polyester finish.

Elongation - The amount of stretch that occurs prior to the band/clamp material breaking. This is typically expressed as a percentage of original length and is a measure of the ductility of the metal.

Loop Tensile Strength - The max amount of force, applied radially, an installed clamp/tie will withstand prior to failure.

Nylon 11 - Non-toxic polymer cable tie coating resistant to stress cracking, abrasion, impact, salt spray and typical airborne pollutants. When subjected to fire, this coating is halogen-free and produces low amounts of smoke.

Powder Polyester - A coating available in colours applied to products and baked on for a durable finish. Polyester coatings are resistant to fading, stress cracking, abrasion, impact, salt spray and typical airborne pollutants.

PPA - (Performance Polymer Alloy) Non-toxic polymer coating for rolled band resistant to stress cracking, abrasion, impact, salt spray and typical airborne pollutants. When subject to fire, this coating is halogen free and produces low amounts of smoke.

Production Tool - Power tools to install band clamps and tie products consistently.

Ultimate Strength - The maximum tensile or clamping force that a band clamp or tie will withstand prior to breaking.

Yield Strength - The point at which the material begins to stretch as a result of stress being applied. Loading beyond this point will result in deformation.

Abbreviations

cm- Centimeter
GCS - Galvanized Carbon Steel
ID - Inside Diameter
Kg - Kilogram
Lb - Pound
M - Meter
mm- Millimeter
NPSC - National Pipe Straight Coupling
NPSM - American Standard Straight Pipe Thread for Mechanical Joints
NPT - National Pipe Thread
OD - Outside Diameter
SS - Stainless Steel
UIC - Uniform Industrial Code

Metals Data

AISI TYPE NUMBER OR NAME		200/300	201	201 1/4 Hard	301	304	316
SPECIFICATION	UNS Designation	-	S20100	S20100	S30100	S30400	S31600
	ASTM	-	A-666	A-666	A-666	A-666	A-666
Principal Alloying Elements, %		-	C 0.15 Max.	C 0.03 Max.	C 0.15 Max.	C 0.08 Max.	C 0.08 Max.
		-	Mn 5.50 - 7.50	Mn 5.50 - 7.50	Mn 2.00 Max.	Mn 2.00 Max.	Mn 2.00 Max.
		-	Si .75 Max.	Si 1.00 Max.	Si 1.00 Max.	Si 1.00 Max.	Si .75 Max.
		-	Cr 16.00 -18.00	Cr 16.00 -18.00	Cr 16.00 -18.00	Cr 18.00 -20.00	Cr 16.00 -18.00
		-	Ni 3.50 - 5.50	Ni 3.50 - 5.50	Ni 6.00 - 8.00	Ni 8.00 - 10.50	Ni 10.00 -14.00
		-	N 0.25 Max	N 0.25 Max			Mo 2.00 - 3.00
PHYSICAL PROPERTIES							
Density, Lb/Cu. In.		0.28	0.28	0.28	0.29	0.29	0.29
Mod. of Elasticity in Tension x 10^6 PSI		28.0	28.6	28.6	28.0	29.0	28.0
Structure		Austenitic	Austenitic	Austenitic	Austenitic	Austenitic	Austenitic
Mean Coefficient of Thermal Expansion per °F. x 10^{-6}	32 - 212°F	9.0	8.7	9.0	9.4	9.4	8.9
	32 - 600°F	9.70	9.70	10.00	9.50	9.6	9.00
	32 - 1000°F	10.20	10.20	10.50	10.10	10.20	9.70
	32 - 1200°F	10.40	10.50	-	10.40	10.40	10.30
Melting Range		2550 - 2650°F	2550 - 2650°F	2550 - 2650°F	2550 - 2590°F	2550 - 2590°F	2540 - 2630°F
ELECTRICAL PROPERTIES		Non-Magnetic	Non-Magnetic	Non-Magnetic	Non-Magnetic	Non-Magnetic	Non-Magnetic
Magnetic Permeability, Annealed		μ = 1.02	μ = 1.02	μ = 1.02	μ = 1.02	μ = 1.008	μ = 1.008
Elec. Resistivity, Microhm-cm, 70°F		70.00	69.00	69.00	72.00	70.00	74.00
MECHANICAL PROPERTIES							
Rockwell Hardness		70 - 95R_B	90 - 95R_B	20 - 30R_C	75 - 95R_B	70 - 90R_B	70 - 85$_B$
Ultimate Tensile Strength,		75,000	100,000	120,000	100,000	75,000	80,000
BAND-IT Min. Spec. (PSI), Typical (PSI)		80,000	115,000	135,000	105,000	80,000	90,000
Yield Strength,		30,000	45,000	85,000	45,000	30,000	35,000
BAND-IT Min. Spec. (PSI) Typical (PSI)		45,000	60,000	90,000	55,000	45,000	50,000
% of Elongation in 2 inches		30	40	40	40	30	35
BAND-IT Min. Spec., Typical (%)		45	55	45	50	45	45
Tensile Strength at Elevated Temps., Short Time Tests, (PSI)	1300°F	36,000	37,500	37,500	35,500	36,000	48,000
	1500°F	22,000	23,000	23,000	22,500	22,000	28,000
	1700°F	11,000	11,000	11,000	11,000	13,500	18,000
CORROSION RESISTANCE							
Mild Atmospheric and Fresh Water		Good	Good	Good	Good	Very Good	Excellent
Industrial Atmosphere		Good	Good	Good	Good	Very Good	Very Good
Marine Atmosphere		Fair	Fair	Fair	Fair	Good	Very Good
Salt Water		No	No	No	No	No	Good
Mild Chemical		Fair	Fair	Fair	Fair	Good	Good
Oxidizing Chemical		Fair	Fair	Fair	Fair	Good	Good
Reducing Chemical		No	No	No	No	No	Good
USE	General	Municipal, Strapping, Construction	Municipal, Construction, Automotive	Construction, Automotive, Municipal	Construction, Automotive	Chemical, Food, Dairy, Hospitals, Electrical Power Transmission	Marine, Chemical, Food, Petroleum, Paper, Textile, Medical
	BAND-IT®	VALU-STRAP™, Valuclips, Brackets, BAND-IT® Tie, Band Clamps	Center Punch Clamps, Jr.® Smooth ID Clamps, Band, Buckle, BAND-FAST™, Tie Strips, Band-Lok® Tie 1/4" Ultra-Lok® Ties	Ultra-Lok® Band and Clamps	Scru-Seal Housing & Base, Worm Gear, Clamps, Buckles	304 Strap, Tie-Dex® Band, Tie-Lok® Ties, Ball-Lok Ties, Self-Lok Ties,	Multi-Lok, Tie-Lok®, Ball-Lok, Self-Lok® Ties, Junior® SID Clamps, Nipples, Tri-Lokts®, 316 Band/Buckle, All Purpose Band, Easy Read

All values in table are reference only.

Printed on recycled paper

Metals Data

AISI TYPE NUMBER OR NAME	317L 1/4 Hard	409	430	Monel® 400	Inconel® 625	AL6XN®	Titanium GR1	GCS
SPECIFICATION UNS Designation	S31703	S40900	S43000	N04400	N06625	N08367	R50250	-
ASTM	A-240	A-240	A-240	B127	B443	B688	B265	-
Principal Alloying Elements, %	C 0.030 Max. Mn 2.00 Max. Si .75 Max. Cr 18.00 - 20.00 Ni 11.00 - 15.00 P 0.045 Max. S 0.03 Max. Mo 3.00-4.00	C 0.08 Max. Mn 1.00 Max. Si 1.00 Max. Cr 10.50 - 11.75 Ni 0.050 P 0.045 Max. S 0.03 Max.	C 0.12 Max. Mn 1.00 Max. Si 1.00 Max. Cr 16.00 -18.00 P 0.04 Max. S 0.03 Max.	C .3 Max. Mn 2.0 Max. Si 0.50 Max. Ni 63.00 -70.00 Cu 28-34 Fe 2.5 Max S 0.024 Max.	C 0.10 Max. Mn .5 Max. Cr 20.0-23.0 Ni Balance Mo 8.0 - 10.0 Ti 0.4 Max. Fe 2.5 Max. Al 0.4 Max.	C .030 Max. N 2.0 Max. P .040 Max. S .030 Max. Si 1.0 Max. Ni 23.5 - 25.5 Cr 20.0 - 22.0 Mo 6.0 -7.0 Cu .75 Max. N .18 -.25	C 0.08 Max. N 0.03 Max. H 0.015 Max. O 0.18 Max. Fe 0.2 Max. Ti Balance	
PHYSICAL PROPERTIES								
Density, Lb/Cu. In.	0.29	0.28	0.278	0.319	0.305	0.291	0.163	0.283
Mod. of Elasticity in Tension x 10 ^{6}PSI	29.0	30.2	29.0	26.0	30.0	28.3	15.0	30.0
Structure	Austenitic	Ferritic	Ferritic	-	-	Austenitic	Alpha	Ferritic
Mean Coefficient of Thermal Expansion per °F. x 10^{-6} 32 - 212°F	8.9	5.8	5.8	7.7	7.4	8.5	4.6	6.3
32 - 600°F	9.00	6.12	6.10	8.80	-	8.8	5.30	7.30
32 - 1000°F	9.70	6.60	6.30	9.10	-	9.1	5.50	7.90
32 - 1200°F	10.30	6.86	6.60	9.30	-	9.5	5.70	8.20
Melting Range	2500 - 2550°F	2500 - 2550°F	2500 - 2550°F	2500 - 2550°F	2500 - 2550°F	2500 - 2550°F	2500 - 2550°F	-
ELECTRICAL PROPERTIES	Non-Magnetic	-	Magnetic	-	Non-Magnetic	-	Non-Magnetic	Magnetic
Magnetic Permeability, Annealed	μ = 1.008	-	μ = 600-1100	-	μ = 1.006	μ = 1.0028	μ = 1.00005	1500-2000
Elec. Resistivity, Microhm-cm, 70°F	74.00	60.00	60.00	5.10	12.90	89.0	4.20	17.20
MECHANICAL PROPERTIES								
Rockwell Hardness	70 - 85R_B	88R_B Max	75 - 90R_B	60 - 80R_B	88 - 94R_B	80 - 95R_B	64 - 70R_B	80 - 95R_B
Ultimate, Tensile Strength	115,000	55,000	55,000	70,000	120,000	95,000	-	84,000
BAND-IT Min. Spec. (PSI), Typical (PSI)	120,000	68,000	75,000	75,000	130,000	110,000	46,000	90,000
Yield Strength,	75,000	25,000	40,000	32,000	60,000	45,000	25,000	80,000
BAND-IT® Min. Spec. (PSI), Typical (PSI)	80,000	35,000	55,000	40,000	75,000	55,000	31,000	85,000
% of Elongation in 2 inches,	10	20	20	30	30	30	24	5
BAND-IT® Min. Spec., Typical (%)	15	33	25	40	40	45	30	8
Tensile Strength at Elevated Temps., Short Time Tests, (PSI) 1300°F	48,000	5,000	15,000	-	-	-	-	-
1500°F	28,000	1,500	8,000	-	-	-	-	-
1700°F	18,000	-	5,000	-	-	-	-	-
CORROSION RESISTANCE								
Mild Atmospheric and Fresh Water	Excellent	Good	Good	Good	Good	Good	Good	Good/Fair
Industrial Atmosphere	Very Good	Good	Good	Good	Good	Good	Good	Fair
Marine Atmosphere	Very Good	Poor	Poor	Excellent	Excellent	Excellent	Good	Poor
Salt Water	Good	No	No	Excellent	Excellent	Excellent	Good	No
Mild Chemical	Very Good	Fair	Fair	Good	Good	Good	Good	No
Oxidizing Chemical	Good	Fair	Fair	Good	Good	Good	*	No
Reducing Chemical	Good	Good	No	Good	Good	Good		No
USE General	Pulp/Paper, Chemical, Marine	Auto Agriculture	Interior Architecture, Automotive Trim	Electronics, Marine, Chemical, Petroleum	Chemical, Nuclear, Aerospace, Marine	Chemical, Nuclear, Aerospace, Marine	Corrosive Service Good for Machinery Weldable	Indoor, Mild Atmosphere
BAND-IT®	317L Band for Paper Mills, Special Applications	Special	Automotive, Universal Clamp	Band/Buckle	Band/Buckle, Preformed Clamps	Special	Band/Buckle	Band/Buckle Preformed Clamps

All values in table are reference only.

Index

Part No	Page
A10088	29
A10089	29
A11089	29
A30199	29
A31089	29
A31188	29
A31189	29
A40199	29
A47599	29
A48599	29
A49099	29
A50099	29
A50189	29
A50599	29
A50699	29
A59099	29
A91079	23
A92079	23
A94079	24
A95079	25
AA1118	25
AA1128	25
AA1138	25
AA1148	25
AA1158	25
AA3118	25
AA3128	25
AA3138	25
AA3148	25
AA3158	25
AA3168	25
AA3178	25
AA8638	25
AA8648	25
AA8658	25
AA8668	25
AA8678	25
AB4059	16
AB4069	16
AB4659	16
AB4669	16
AB5659	16
AB5669	16
AE0109	21
AE0119	21
AE0129	21
AE0139	21
AE0149	21
AE0159	21
AE0169	21
AE0179	21
AE0189	21
AE0199	21
AE0209	21
AE0219	21
AE0229	21
AE0239	21
AE0249	21
AE0259	21
AE0269	21
AE0279	21
AE0289	21
AE0299	21
AE0309	21
AE0319	21
AE0329	21
AE0339	21
AE0349	21
AE0359	21
AE0369	21
AE0379	21
AE0389	21
AE0399	21
AE0409	21
AE0419	21
AE0429	21
AE0439	21
AE0449	21
AE0459	21
AE0469	21
AE0479	21
AE0489	21
AE0499	21
AE0509	21
AE0519	21
AE0529	21
AE0609	21
AE1118	25
AE1128	25
AE1138	25
AE1148	25
AE1158	25
AE2009	24
AE2018	25
AE3118	25
AE3128	25
AE3138	25
AE3148	25
AE3158	25
AE3168	25
AE3178	25
AE4059	16
AE4069	16
AE4079	16
AE4259	16
AE4269	16
AE4279	16
AE4329	15
AE4339	15
AE4349	15
AE4359	15
AE4369	15
AE4529	15
AE4539	15
AE4549	15
AE4559	15
AE4569	15
AE4659	16
AE4669	16
AE4679	16
AE4759	16
AE4769	16
AE4779	16
AE487	20
AE488	20
AE489	20
AE5059	16
AE5069	16
AE5079	16
AE5659	16
AE5669	16
AE5679	16
AE5759	16
AE5769	16
AE5779	16
AE6019	24
AE6029	24
AE6039	24
AE6049	24
AE6059	24
AE6119	24
AE6129	24
AE6139	24
AE6149	24
AE6159	24
AE7019	24
AE7029	24
AE7039	24
AE7049	24
AE7059	24
AE7119	24
AE7129	24
AE7139	24
AE7149	24
AE7159	24
AS2119	23
AS2129	23
AS2139	23
AS2149	23
AS2159	23
AS2219	23
AS2229	23
AS2239	23
AS2249	23
AS2259	23
AS4119	23
AS4129	23
AS4139	23
AS4149	23
AS4159	23
AS4219	23
AS4229	23
AS4239	23
AS4249	23
AS4259	23
AS6219	23
AS6229	23
AS6239	23
AS6249	23
AS6259	23
AU2029	24
AU2039	24
AU2049	24
AU2059	24
AU2069	24
AU2079	24
AU2089	24
AU2099	24
AU2159	24
BFES-A0830-020	11
BFES-A0830-024	11
BFES-A0830-027	11
BFES-A0830-034	11
BFES-A0830-041	11
BFES-A0830-048	11
BFES-A0830-055	11
BFES-A0830-069	11
BFES-A0830-076	11
BFES-A0830-090	11
BFES-A1230-020	11
BFES-A1230-024	11
BFES-A1230-027	11
BFES-A1230-034	11
BFES-A1230-041	11
BFES-A1230-048	11
BFES-A1230-055	11
BFES-A1230-069	11
BFES-A1230-076	11
BFES-A1230-090	11
BFES-A0830-020-D900C	12
BFES-A0830-024-D900C	12
BFES-A0830-027-D900C	12
BFES-A0830-034-D900C	12
BFES-A0830-041-D900C	12
BFES-A0830-048-D900C	12
BFES-A0830-055-D900C	12
BFES-A0830-069-D900C	12
BFES-A0830-076-D900C	12
BFES-A0830-090-D900C	12
BFES-A1230-020-D900C	12
BFES-A1230-024-D900C	12
BFES-A1230-027-D900C	12
BFES-A1230-034-D900C	12
BFES-A1230-041-D900C	12
BFES-A1230-048-D900C	12
BFES-A1230-055-D900C	12
BFES-A1230-069-D900C	12
BFES-A1230-076-D900C	12
BFES-A1230-090-D900C	12
C00169	13
C00269	33
C00369	13
C07569	13
C08569	13
C12799	14
C12899	14
C12999	14
C13099	14
C13199	14
C13399	14, 36
C13499	14, 36
C13599	14
C13699	14
C14499	14
C14599	14
C14699	14
C14899	14
C14999	14
C15099	14
C15199	14
C15399	14
C15499	14
C15599	14
C15699	14
C16189	14
C16389	14
C17199	14
C17399	14
C18189	14
C18389	14
C19199	14
C19399	14
C20299	13
C20399	13
C203Y9	13
C204C9-P000	12
C204C9-P100	12
C204C9-P200	12
C204C9-P300	12
C204C9-P400	12
C204C9-P500	12
C204C9-P550	12
C204C9-P600	12
C204C9-P700	12
C204C9-P800	12
C204C9-P900	12
C20499	12
C204B9	13
C20599	13
C205G9	13
C206C9-P900	12
C206R9	13
C25299	13, 14
C25399	13
C25499	13
C25499-D900	12
C25599	13
C25699	13
C25699-D900	12
C27599	17
C27699	17
C27799	17
C40099	13
C40299	15
C40399	15
C403Y9	15
C40499	15
C404B9	15
C40599	15
C405G9	15
C40699	15
C406R9	15
C41399	16
C41499	16
C41599	16
C41699	16
C42499	16
C44499	15
C444B9	15
C44599	15
C445G9	15
C44699	15
C446R9	15
C45299	15
C45399	15
C45499	15
C45599	15
C45699	15
C72099	15
C72299	15
C72499	15
C72599	15
C72699	15
C80399	16
C80499	16
C80599	16
C80699	16
C85399	16
C85499	16
C85599	16
C85699	16
C90399	15
C90499	15
C90599	15
C90699	15
C91399	15
C91499	15
C91599	15
C91699	15
C92399	14
C92499	14
C92599	14
C92699	14
C95399	15
C95499	15
C95599	15
C95699	15
CP0399	35
CP0499	35
CP0599	35
CP0699	35
CP0799	35
CP0899	35
CP0999	35
CP1099	35
CP10S9	35
CP1199	35
CP11S9	35
CP1299	35
CP12S9	35
CP1499	35
CP14S9	35
CP1699	35
CP16S9	35
CP1899	35
CP18S9	35
CP2099	35
CP20S9	35
CP2499	35
CP24S9	35
CP2899	35
CP28S9	35
CP3119	35
CP311S	35
CP3299	35
CP32S9	35
CP3999	35
CP3S99	35
CP4S99	35
CP5S99	35
CP6S99	35
CP7S99	35
CP8S99	35
CP9S99	35
D00189	18
D00299	18
D00499	18
D00799	18
D00889	18
D00999	18
D02189	18
D02299	18
D04099	19
D04599	19
D30288	18
D31099	18
D31599	18
D50089	19
D50489	19
D51089	19
D51289	19
D51389	19
E00499	39
E00699	39
E00899	39
E01099	39
E01299	39
E01499	39

Printed on recycled paper

Index

Part No	Page
E01899	39
E02099	39
E02299	39
E02899	39
E03099	39
E03299	39
E03499	39
E03699	39
E03899	39
E04099	39
E04299	39
E04499	39
E04699	39
E10699	39
E12299	39
E13499	39
E60699	39
E61299	39
E62299	39
E63499	39
E64099	39
E79899	39
E80099	39
E80299	39
E80499	39
E80699	39
E80899	39
E81299	39
E81499	39
E81699	39
F10689	39
F10889	39
F11089	39
F11289	39
F11489	39
F11689	39
F11889	39
G40269	13
G43099	13
G43199	13
G43299	13
G44099	13
G44199	13
G44299	13
H12289	38
H13489	38
H14089	38
H22279	38
H23479	38
H60088	38
H61088	38
H62088	38
H63088	38
H64088	38
H65088	38
H65688	38
H65888	38
H75089	38
H75589	38
ID1009	20
ID1019	20
ID1029	20
ID2006	20
ID2026	20
ID2036	20
ID2046	20
ID2056	20
ID2816	20
ID2826	20
ID2836	20
ID2846	20
ID2859	20
ID2906	20
ID3009	20
ID4002	20
ID4059	20
ID4409	20
ID4419	20
ID4429	20
IT Tools	27
J02069	13
J07599	13
J10099	17
JS2019	33
JS2029	33
JS2039	33
JS2049	33
JS2059	33
JS2069	33
JS2079	33
JS2089	33
JS2099	33
JS2109	33
JS2119	33
JS2129	33
JS2139	33
JS2149	33
JS2159	33
JS2169	33
JS2179	33
JS2189	33
JS2199	33
JS2209	33
JS2219	33
JS2279	33
JS2309	33
JS2319	33
JS2339	33
JS2349	33
JS2369	33
JS2379	33
JS2409	33
JS2419	33
JS2429	33
JS2439	33
JS2449	33
JS2459	33
JS2469	33
JS2479	33
JS2489	33
JS2499	33
JS2529	33
JS2539	33
JS2559	33
JS2569	33
JS2579	33
JS2589	33
JS2599	33
JS2709	33
JS3019	33
JS3029	33
JS3039	33
JS3049	33
JS3059	33
JS3069	33
JS3079	33
JS3089	33
JS3099	33
JS3109	33
JS3119	33
JS3129	33
JS3139	33
JS3149	33
JS3159	33
JS3169	33
JS3179	33
JS3189	33
JS3199	33
JS3219	33
JS3279	33
JS3309	33
JS3319	33
JS3339	33
JS3349	33
JS3369	33
JS3379	33
JS3439	33
JS3459	33
JS3469	33
JS3479	33
JS3489	33
JS3499	33
JS3559	33
JS3709	33
JS4019	33
JS4029	33
JS4039	33
JS4049	33
JS4059	33
JS4069	33
JS4079	33
JS4089	33
JS4099	33
JS4109	33
JS4119	33
JS4129	33
JS4139	33
JS4149	33
JS4159	33
JS4169	33
JS4219	33
JS4279	33
JS4339	33
JS4349	33
JS4379	33
JS4459	33
JS4479	33
JS4489	33
JS4499	33
JS4559	33
JS4709	33
JU2428	34
JU2528	34
JU2538	34
JU2548	34
JU2568	34
JU2578	34
JU2588	34
JU2598	34
K50289	24
KE0128	24
KE0138	24
KE0148	24
KE0158	24
KE0168	24
KE0178	24
KE0188	24
KE0258	24
KE0268	24
KE0278	24
KE0328	24
KE0338	24
KE0348	24
KE0358	24
KE0368	24
KE0378	24
KE0388	24
KE0428	24
KE0438	24
KE0448	24
KE0458	24
KE0468	24
KE0478	24
KE0828	24
KE0848	24
KE0858	24
KE1128	24
KE1138	24
KE1148	24
KE1158	24
KE1168	24
KE1178	24
KE1188	24
KE1328	24
KE1338	24
KE1348	24
KE1358	24
KE1368	24
KE1378	24
KE1388	24
L15399	14
L15499	14
L15599	14
L15699	14
L20399	11
L20499	11
L20799	11
L20899	11
L21099	11
L22199	11
L22999	11
L24299	11
L24699	11
L26399	11
L27199	11
L27399	11
L28499	11
L28899	11
L29099	11
L29299	11
M09387	10, 32
M15099	36
M15199	36
M15599	36
M15699	36
M15799	36
M15899	36
M16098	31
M17598	31
M18098	31
M21099	36
M21199	36
M21899	36
M50389	24
O10S99	35
O16S99	35
O20S99	35
O311S9	35
O316S9	35
O325S9	35
O32S99	35
QS2019	34
QS2029	34
QS2039	34
QS2049	34
QS2059	34
QS2069	34
QS2079	34
QS2089	34
QS2099	34
QS2109	34
QS2119	34
QS2129	34
QS2139	34
QS2149	34
QS2159	34
QS2169	34
QS3019	34
QS3029	34
QS3039	34
QS3049	34
QS3059	34
QS3069	34
QS3079	34
QS3089	34
QS3099	34
QS3109	34
QS3119	34
QS3129	34
QS3139	34
QS3149	34
QS3159	34
QS3169	34
S03869	35
S13479	38
S14079	38
S35099	33
S60088	38
S61088	38
S62088	38
S64088	38
S65088	38
S75099	33
SET9000	31
SM1700	35
T30069	35
TL3800	23
UB2549	10
UB2569	10
UL1018	10
UL1024	10
UL1028	10
UL1032	10
UL1036	10
UL1046	10
UL1056	10
UL1070	10
UL1086	10
UL1096	10
UL1106	10
UL1116	10
UL2020	10
UL2024	10
UL2028	10
UL2032	10
UL2036	10
UL2040	10
UL2044	10
UL2048	10
UL2052	10
UL2060	10
UL2068	10
UL2076	10
UL2084	10
UL2092	10
UL2109	32
UL2119	32
UL2120	10
UL2129	32
UL2139	32
UL2149	32
UL2150	10
UL2159	32
UL2169	32
UL2175	10
UL2179	32
UL2189	32
UL2199	32
UL2279	32
UL2289	32
UL2709	32
UL2799	32
UL2839	32
UL2869	32
UL2919	32
UL4000	10, 32
UL9010	10, 32
ULK249	10, 32
V00699	36
V00899	36
V01099	36
V01299	36
V01699	36
V02099	36
V02499	36
V02899	36
V03299	36
V03699	36
V04099	36
V04499	36
V04899	36
V05299	36
V05699	36
V06499	36
V07299	36
V08099	36
V08899	36
V10499	36
V20299	36
V20399	36



See page 3.

BAND-IT®
THE CLAMPING EXPERTS

IDEX CORPORATION

Distributed by:

EUROPEAN OPERATIONS
BAND-IT Company Limited
Speedwell Industrial Estate, Staveley,
Chesterfield, Derbyshire S43 3PF
Tel: (44) 1246-477333 Fax: (44) 1246-476324
UK Sales Tel: (44) 1246-479479
Email: BAND-ITUKSales.BAND-IT@idexcorp.com

European Sales Tel: (44) 1246-479480
Email: EUROPEinfo.BAND-IT@idexcorp.com

Website: www.band-it.co.uk

WORLD HEADQUARTERS
NORTH AMERICAN OPERATIONS
BAND-IT-IDEX, Inc.
Western Hemisphere Sales and Marketing
Tel: (1) 303-320-4555
Fax: (1) 303-333-6549
Email: info.BAND-IT@idexcorp.com
Website: www.BAND-IT-IDEX.com

CHINA SHANGHAI SALES OFFICE
Tel: (86) 21 5241-5599
Fax: (86) 21 5241-8338
Email: CHINAinfo.BAND-IT@idexcorp.com
Website: www.band-it.com.cn

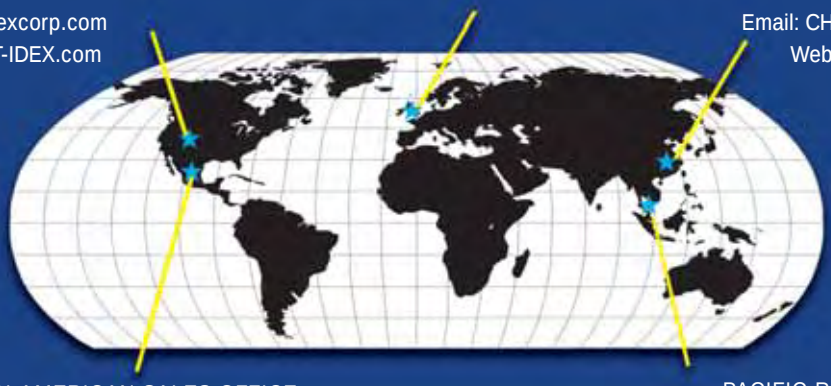

LATIN AMERICAN SALES OFFICE
Tel: (52) 55 5825-8502
Fax: (52) 55 5825-8502
Email: LAinfo.BAND-IT@idexcorp.com

PACIFIC RIM OPERATIONS
BAND-IT Clamps (Asia) Pte. LTD.
Tel: (65) 6265-8853
(65) 6265-8783
Fax: (65) 6265-8902
Email: PACIFICRIMinfo.BAND-IT@idexcorp.com
Website: www.band-it-clamps.com

The BAND-IT-IDEX catalogue was produced with recycled material and is 100% recyclable

© Copyright BAND-IT - IDEX, INC.
A Unit of IDEX Corporation
Denver, Colorado U.S.A. 2008. All rights reserved.

B-80EE 09/08 Printed in UK