CinéOle

NOTICE D'INSTALLATION • OWNER'S MANUAL • BETRIEBSANLEITUNG

Cabasse

www.cabasse.com

①

②

YES

NO



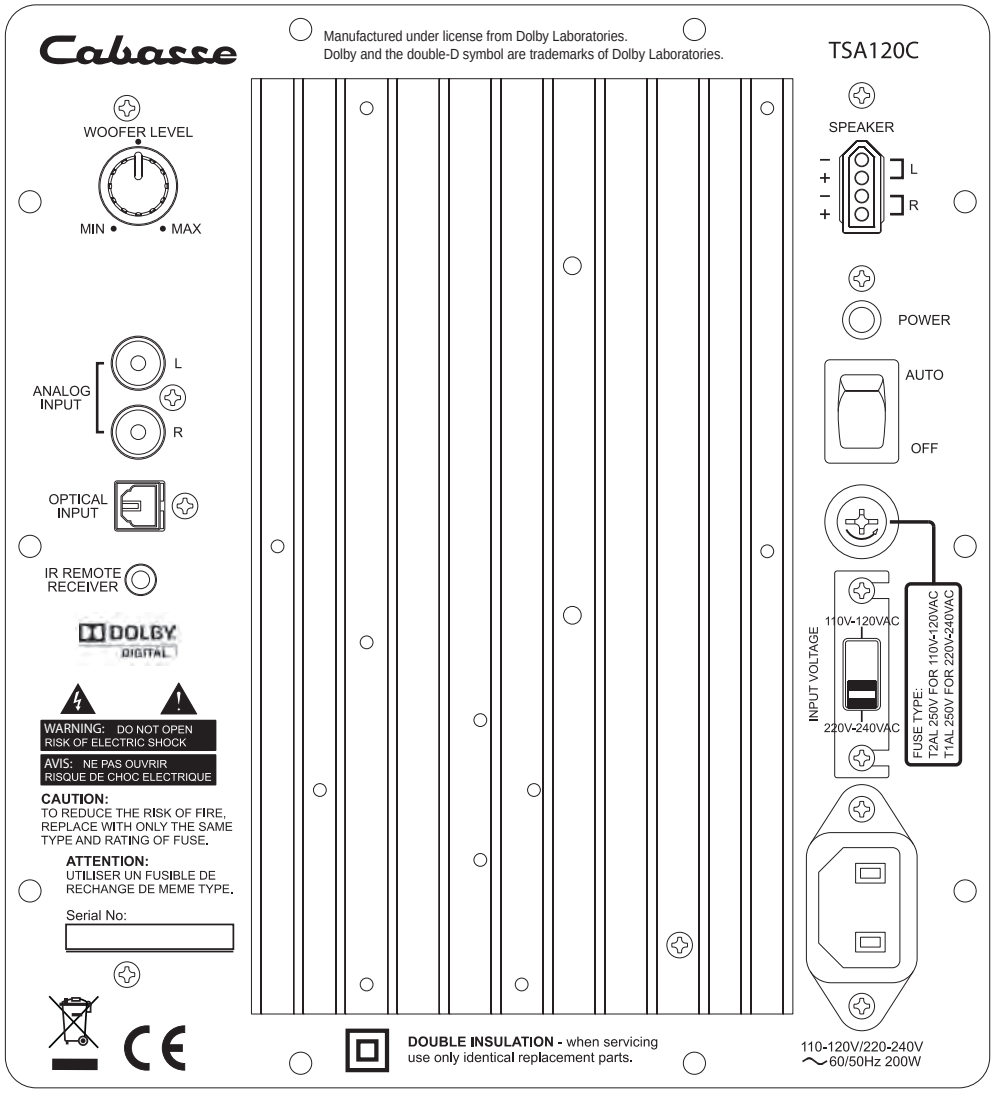
Cabasse
Manufactured under license from Dolby Laboratories.
Dolby and the double-D symbol are trademarks of Dolby Laboratories.
TSA120C
WOOFER LEVEL
MIN
MAX
SPEAKER
L
R
POWER
AUTO
OFF
ANALOG INPUT
L
R
OPTICAL INPUT
IR REMOTE RECEIVER
DOLBY DIGITAL
WARNING: DO NOT OPEN RISK OF ELECTRIC SHOCK
AVIS: NE PAS OUVRIR RISQUE DE CHOC ELECTRIQUE
CAUTION:
TO REDUCE THE RISK OF FIRE, REPLACE WITH ONLY THE SAME TYPE AND RATING OF FUSE.
ATTENTION:
UTILISER UN FUSIBLE DE RECHANGE DE MEME TYPE.
Serial No:
INPUT VOLTAGE
110V-120VAC
220V-240VAC
FUSE TYPE:
T2AL 250V FOR 110V-120VAC
T1AL 250V FOR 220V-240VAC
DOUBLE INSULATION - when servicing use only identical replacement parts.
110-120V/220-240V
~60/50Hz 200W

③

④




1
2
3 10
11
12
13 17
18
19
21
22
20
23
26
24 25
28 29
27
30 39
40
41
42
45
43
44
46
49
47
48
TV
DVR
CBL/SAT
DVD/BD
TUNER
CD
AUX1
AUX2
MENU
EXIT
OK
SET
LEARN
TV
TEXT
MIX
HOLD
SOURCE
CH
VOL
1
2
3
4
5
6
7
8
9
AV
0
-/--
EPG
Cabasse
CinéOle

		IDENTIFYING CONTROLS	IDENTIFICATION DES COMMANDES	ANORDNUNG DER BEDIENENELEMENTE
1	🔇	CinéOle Mute on/off	Active et désactive la coupure du son CinéOle	Schaltet die Stummschaltung ein/aus
2	⏻	CinéOle On/Standby	Mise en Marche / Veille du CinéOle	Schaltet das CinéOle-System ein/in den Bereitschaftszustand
3>10	TV, DVR, CBL/SAT, DVD/BD, TUNER, CD, AUX1, AUX2	Device selection	Sélection de la source	Wahl der Tonquelle
11	Menu	Device's Menu function	Fonction Menu de la source	Menüaktivierung für externe Geräte
12	EXIT	Exit function	Fonction sortie	Taste zum Verlassen des Menüs für externe Geräte
13>17	▲▼◀▶ OK	UP, DOWN, LEFT, RIGHT, OK menu functions	Fonctions déplacements et confirmation dans menu	Menübedienung externe Geräte : AUF, AB, LINKS, RECHTS
18	SET	Remote set up key	Programmation de la télécommande	Programmieren der Fernbedienung
19	LEARN	Learn a new code	Apprentissage d'un nouveau code	Lässt die Fernbedienung einen neuen Code lernen
20	TV	Television modes	Permutation entre les modes TV	Schaltet in die Fernsehmodi
21	TEXT	Teletext mode	Permute en mode Télétexte	Schaltet in den Teletext-Modus
22	MIX	TV and Teletext mixed	Fonction télévision et Télétexte simultanée	Aktiviert gemischtes Bild aus Teletext und Fernsehprogramm
23	HOLD	Page hold	Fige ou défige l'image	Anzeigen einer Teletext-Unterseite über längere Zeit
24>25	CH +/-	Channel up and down	Sélection des chaînes par pas de 1 en + et en -	Kanalwahl auf- und abwärts
26	⏻	Source/Device On/Standby	Marche/Veille de la source sélectionnée	Ein-/Ausschalten eines Quellgerätes
27		Shows program information	Affiche les informations sur le programme en cours	Zeigt Informationen des gerade dargestellten Fernsehprogramms
28>29	VOL+ / VOL-	CinéOle Volume UP/DOWN	Réglage du volume	Lautstärketasten + und – für CinéOle
30>39	0-9	Number buttons for channel or page selection	Touches numériques pour la sélection de chaîne ou de page	Zifferntasten zur Programm- und Seitenwahl
40	AV	AV input selection	Permute sur le mode AV du téléviseur	Wahl des AV-Eingangs
41	-/--	1 or 2 digits channel numbers	Permute sur la sélection de chaînes à 1 ou 2 chiffres	Wahl zwischen ein- und zweistelligen Programmnummern
42	◀◀	REW (fast reverse)	Retour rapide sur la source sélectionnée	Schneller Rücklauf
43	▶	PLAY (operate your DVD, CD etc.)	Lecture sur la source sélectionnée	Wiedergabe starten
44	▶▶	FFWD (fast forward)	Avance rapide sur la source sélectionnée	Schneller Vorlauf
45	●	REC (record)	Enregistrement sur la source sélectionnée	Aufnahme starten
46	■	STOP (terminate your operation)	Arrêt de la lecture sur la source sélectionnée	Wiedergabe stoppen
47	⏏	CD DVD Eject	Ouverture/fermeture du tiroir de la source sélectionnée	Am gewählten Quellgerät Disc-Lade öffnen/schließen
48	EPG	Electronic Program Guide, shows the channel Information	Guide des programmes	Elektronischer Programmführer
49	❚❚	PAUSE	Pause de la lecture sur la source sélectionnée	Wiedergabe unterbrechen (Pause)

NOTE : les touches 42 à 45 servent également à naviguer dans le menu des sources en fonction de leur couleur.

NOTE : the keys 42 to 45 can also be used for menu navigation of selected source according to their specific color.

ANMERKUNG : Die Tasten 42 bis 45 können – entsprechend ihrer Farben – ebenfalls zur Navigation in Bildschirmmenüs verwendet werden.

INSTALLATION RAPIDE
QUICK PLUG & PLAY
KURZANLEITUNG INSTALLATION

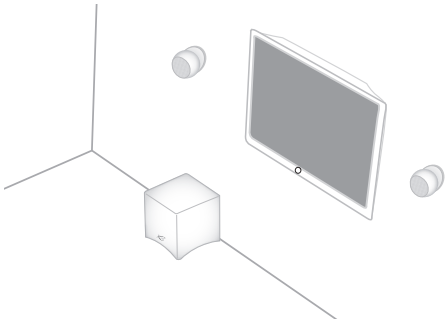

⑨ Déterminer la place des satellites et du santorin 21C : voir page 4 nos 2 suggestions autour d'un écran plat.

Choose the positions for the satellites and the Santorin 21C. Consider our suggestions around a TV set on page 4.

Wählen Sie einen Aufstellungsort für die Satelliten und den Santorin 21C. Beachten Sie dabei unsere Empfehlungen bezüglich eines Fernsehers auf Seite 4.

⑩ Brancher le cable haut-parleur à l'arrière du Santorin 21C. Amener le cable avec la prise droite (R) vers la position choisie pour le satellite droit, celui marqué (L) vers la position du satellite gauche.

Connect the loudspeaker cable in the SPEAKER socket on the back of the Santorin 21C. Approach the «R» plug to the place for the right satellite, the «L» one to the place of the left satellite.

Verbinden Sie die Lautsprecherkabel mit den „SPEAKER"-Buchsen auf der Rückseite des Santorin 21C. Benutzen Sie das Kabel mit der Kennzeichnung „R" für den Satelliten auf der rechten Seite, das Kabel mit „L" für den auf der linken Seite.

⑪ Connecter les satellites: le câble marqué «L» sera utilisée pour l'enceinte de gauche, le «R» pour la droite. Réunir une sphère et un socle, connecter les 2 prises, insérer l'ensemble dans la goutière, fermer avec la base.

Connect the satellites: «L» plug for the left satellite and «R» for the right one. Join a sphere and a base, connect both plugs, insert them in the slot, close the base with the bottom plate.

Anschluss der Satelliten: Das Kabel an der „L"_Buchse für den linken Satelliten, das an der „R"-Buchse für den rechten. Verbinden Sie die Lautsprecherkugeln mit ihren Basen, verbinden Sie beide Stecker mit den jeweiligen Gegenstücken, schieben Sie beide Verbindungen in den dafür vorgesehenen Schlitz und verschließen Sie dann die Basen mit Hilfe der Bodenplatten.

⑫ Positionner le module IR à un endroit d'où il sera discrètement visible, si possible prêt du capteur du téléviseur. Le brancher sur la prise «IR REMOTE RECEIVER»

Place the IR module where it will be discrete but visible. We recommend placing it near the IR receiver of the television set. Connect the cable into the «IR REMOTE RECEIVER» of the Santorin 21C

Platzieren Sie den IR-Empfänger an einem diskreten, aber trotzdem sichtbaren Ort. Wir empfehlen eine Platzierung nahe dem IR-Empfänger des Fernsehers. Schließen Sie das Kabel des IR-Empfängers an die Buchse „IR REMOTE RECEIVER" des Santorin 21C an.





⑬ Connecter le CinéOle à votre téléviseur. Avec le cable optique si celui-ci est équipé d'une sortie audio numérique optique (Digital Audio out), sinon avec le cable RCA-RCA à la prise «Audio Out» de votre source. Faire correspondre la sortie droite de la source et l'entrée droite du CinéOle avec les fiches rouges du câble RCA-RCA. Les fiches RCA de l'extrémité du câble équipée d'une ferrite cylindrique seront branchées sur le CinéOle.

Connect the CinéOle to your TV set. Use the optical cable if your TV is fitted with a digital audio output and connect it to the «OPTICAL INPUT» of the Santorin 21C. Otherwise use the RCA-RCA cable between the «Audio Out» of the TV and the «ANALOG INPUT» of the Santorin 21C. The red RCA sockets must be used for the right output of the TV and the right input of the CinéOle so as not to invert the channels. The side of the RCA cable fitted with a cylindrical ferrite must be connected to the CinéOle.

Verbinden Sie das CinéOle-System mit Ihrem Fernseher. Falls das Fernsehgerät über einen optischen Digitalausgang verfügt, benutzen Sie das mitgelieferte optische Kabel, und schließen Sie dieses an den Fernseher und den „OPTICAL INPUT“ des Santorin 21C an. Andernfalls verbinden Sie mit dem Cinchkabel den Audio-Ausgang des Fernsehers mit dem „ANALOG INPUT“ auf der Rückseite des Santorin 21C. Die roten Stecker des Cinchkabels gehören dabei jeweils in die Buchsen für den rechten Kanal, die schwarzen Stecker in die Buchsen für den linken Kanal. Die Seite des Cinchkabels mit der zylindrischen Ferritperle muss am Santorin 21C angeschlossen werden.

⑭ Connecter le Santorin 21C au secteur et positionner l'interrupteur sur «AUTO»

Connect the Santorin 21C to the mains and switch the power button to «AUTO»

Schließen Sie den Santorin 21C ans Stromnetz an und bringen Sie den Netzschalter in die „AUTO“-Position.

⑮ Mettre les piles type LR3-AAA dans la télécommande universelle: retourner la télécommande, enlever le couvercle en appuyant sur la languette noire, mettre les 2 Piles LR3-AAA fournies en respectant le dessin au fond du logement. Refermer le couvercle.

Place the LR3-AAA type batteries in the universal remote control: Lift the clasp and remove the rear lid, load the two batteries properly as indicated by the marks in the battery compartment, put the rear cover back on.

Zum Einlegen der Batterien in die Fernbedienung (Typ LR3-AAA): Heben Sie die Klammer auf der Rückseite des Gebers an und entfernen den Deckel. Nun legen Sie die Batterien entsprechend der Kennzeichnung im Batteriefach ein und schließen dann den Deckel wieder.

⑯ Activer la source, par exemple mettre le téléviseur sur «on»: le CinéOle se met automatiquement en mode «on», et la diode du module IR s'allume. La diode clignote pour confirmer l'initialisation du système puis reste allumée. Le son de la source est ensuite automatiquement reproduit.

Ajuster le niveau sonore avec les touches «VOL+» et «VOL-» de la télécommande. Si nécessaire, baisser au minimum le son des haut-parleurs du téléviseur avec la télécommande d'origine.

Activate the playback component, for instance turn the TV set on: CinéOle automatically turns on, the LED of the IR module flickers during initialisation. The sound from the source is reproduced by CinéOle after the LED stops flickering.

Adjust the sound level with the «VOL+» and «VOL-» keys of the remote control. If necessary, turn the sound of the TV loudspeakers off with the TV remote control.

Schalten Sie eine Wiedergabequelle, beispielsweise den Fernseher, ein: Das Cinéole-System schaltet sich automatisch ein, die LED des IR-Moduls flackert während der Initialisierung. Der Ton des Wiedergabegeräts wird wiedergegeben, sobald die LED aufhört zu flackern.

Stellen Sie mit den „VOL+“ und „VOL-“ -Tasten der Fernbedienung die gewünschte Wiedergabelautstärke ein. Wenn nötig, schalten Sie den Ton der Fernseher-Lautsprecher mit dessen eigener Fernbedienung ab.

⑰ Régler le contrôle de volume du Santorin 21C à midi (réglage standard). Après avoir écouté des sources musicales et/ou vidéo connues, ajuster le niveau des graves à votre convenance.

Set the volume control on the twelve o'clock position (standard setting). If necessary adjust the level of low frequencies after listening to well known audio and/or video clips.

Stellen Sie den Lautstärkeregler des Santorin 21C auf die Mittelposition (Standard-Einstellung). Regeln Sie wenn nötig den Tiefton-Pegel nach, zur Überprüfung und Korrektur der Einstellung sollten Sie sich einige Ihnen gut bekannte Musikstücke und/oder Filmabschnitte anhören.

Thank you very much for choosing Cabasse speakers.
Please read these instructions carefully before setting up your speakers.

With CinéOle, Cabasse presents a 2.1 audio video system based on the Spatially Coherent Source (SCS) principles coming from our high end ARTIS range of speakers. With these 2-way speakers combined with a Santorin 21C active subwoofer, you can add a very high quality sound system to the picture of your TV screen.

SAFETY INSTRUCTIONS

Explanation of graphical symbols - The lightning flash with arrowhead symbol, within an equilateral triangle, is intended to alert you to the presence of uninsulated "dangerous voltage" within the product's enclosure that may be of sufficient magnitude to constitute a risk of electric shock to persons.

The exclamation point within an equilateral triangle is intended to alert you to the presence of important operating and maintenance (servicing) instructions in the literature accompanying the appliance.

Instructions - Carefully read through all the safety and operating instructions before switching on any device for the first time.

Keep these instructions in mind - They will be constantly referred to through this manual.

Pay special care to warnings - All the warning labels on the product or warning notes in the user's manual must be followed.

Follow the instructions - Follow carefully all the installation and operation instructions.

Cleaning - Always remove the power cord before cleaning the device. Do not use cleaning solvent, whether liquid or air spray. Using a soft damp cloth is recommended.

Accessories - To avoid incidents, only use accessories expressly recommended by Cabasse.

Water and moisture - The product shall not be used in damp or wet locations, such as humid basements, next to a bathtub, sink, swimming pool or any other similar conditions.

Carts and Stands - The appliance should be used only with a cart or stand that is recommended by the manufacturer.
> *Portable cart warning*

Installation on a piece of furniture and stands - Do not place this device on an unsteady surface, i.e. a stand, tripod, table, shelf, etc. It may fall and cause serious injury to a nearby child or adult.

Ventilation outlets - The device shall not be placed in a position that restrains the operation of its fans. Avoid installing the device on a bed, couch, blanket or other similar surfaces that may prevent the appropriate air flow. Do not install the device in a confined space, such as a book shelf or other piece of furniture, that could prevent sufficient air from flowing freely.

Power - The device shall only be connected to a source of power compliant to the one described in this manual or on relevant printed labels on the product. If you are not sure of the type of power available, please contact your reseller or the local power company.

Power cords - The power cords must be laid out in such a way that they cannot be walked on, pinched, bent under other devices. Also pay special attention to the matching of the plugs and the connection of the cord to the device.

Lightning - For better protection against lightning or if the device must remain unused for long stretches of time, unplug the power cord and antenna jack. This minimizes potential damages due to lightning or line surges.

Overloads - Avoid overloading the power plugs, extension cords or power relays. This could result in fire or electric shocks.

Foreign bodies and liquids - Avoid letting foreign materials or liquids enter the device. They could cause fire or electric shocks. Never spill any liquid on the device.

Maintenance - Users must never attempt to maintain the device on their own, except for those maintenance operations described in this manual. Any task beyond regular user maintenance must be performed by qualified service operators.

Troubleshooting - You must unplug your device from the power supply and have it checked by a qualified technician if:
- The power supply or the plug is damaged.
- Foreign bodies or liquid penetrated the device.
- The device was exposed to dripping or splashing.
- The device does not seem to work correctly under normal operating conditions. Only operate the controls described in this manual. Any other operation could damage the device and require on-site visit of a qualified technician.
- The device has fallen or its housing is damaged.
- The performances of the device are strongly altered.

Spare parts - If spare parts are needed to repair the device, make sure that the technician followed the manufacturer's recommendations or that the replacing parts feature the same specifications as the original ones. Non-compliant parts can result in multiple damage, including fire or electric shocks.

Checks - After any servicing of the device, ask the technician to perform appropriate testing to make sure that the device works safely.

Exposure to high temperatures - The device should be kept away from heating sources, such as radiators, heaters, amplifiers or any other similar item likely to make the operating temperature rise excessively.

Applicable for USA, Canada or where approved for usage

Caution ! *To prevent electric shock, match wide blade plug to wide slot, insert fully.*

UNPACKING

Open carton flaps; remove all the components. If the speakers or the subwoofer appear damaged, do not use them. Repack everything in the original packing and contact your authorized Cabasse dealer immediately. We suggest you to retain the packing for future use.

***CAUTION !** Handle with care the 23.5 lb (11.5 kg) of the subwoofer. Use good lifting practice to avoid injury.*

***CAUTION !** To avoid electric shock or fire hazards, do not expose speakers to rain or moisture.*

***CAUTION !** To avoid danger of suffocation keep the plastic bags that wrap these speakers out of the reach of children.*

SETTING UP

THE COMPONENTS OF YOUR SYSTEM ① :

- 2 Eole 2 satellite speakers with magnetic cups for use on bookshelf and on wall.

For wall mount always follow the drawing ② regarding the set up of the base. The system is not designed for the crossed-out layouts : reversed base and ceiling mounting. Check before wall mount of the base that the head of the screw is flat enough neither to alter the magnetic link nor damage the paint of the satellite.

- 1 Santorin 21C active subwoofer subwoofer with its 4 spikes, 1 infra-red module, 1 set of speaker cables (2 x 6 m), 1 optical cable, 1 power cable, 1 CinéOle remote control with 2 AAA batteries, one manual and one warranty card.

INSTALLATION ⑤ :

- No solid object or piece of furniture should be placed between the speakers and the listener.
- Front left and right speakers must be directed towards the listening area and placed on either side of the screen with at least a distance of 7 ft and 16 ft (2 and 5 m) between the 2 speakers.
- The Santorin 21 subwoofer should be placed in the front listening area. To get the best result, it is always necessary to carry out tests according to the acoustics of the room. To prevent interference with the screen of your CRT television set, place the subwoofer at least 2 ft (0.6m) of your television set.

CONNECTIONS

CinéOle has been designed for trouble free wiring, the only possible mistake is the reversal of right and left when hooking up the satellite speakers or using the RCA-RCA connections between the Santorin 21C and a source.

Please follow carefully the quick plug play procedure.

***CAUTION !** To prevent the risks of electric shock take care to completely insert plugs of mains cords.*

SUBWOOFER ADJUSTING ⑦ :

Take care to positioning the sector switch 110-120V/220-240V in the right position according to your country.

The power switch (located on the back) of the subwoofer has 2 positions:

- **OFF** : CinéOle is disconnected from the power supply network.
- **AUTO :** CinéOle turns automatically on «ON» or «STAND BY» mode according to the presence of signal coming from source it is connected to.
- **STAND BY** : simply switch off the source or press the ⏻ red key nr 2 on the top right of the remote control to get the «STAND BY» mode. Switch the source on or press again the ⏻ red key to get CineOle playing again.
- **VOLUME** : the adjustment of the volume will depend upon needs. The average position is the “12 o'clock” position.

SET-UP OF THE CINÉOLE REMOTE CONTROL

To prepare your universal remote control ready for use, you need to carry out one of the following programming modes.

The quickest mode is the set-up by Brand Code, followed if necessary by the Learning Function of some keys. The 2nd best solution is the Learning Function of each key of the remote control. The third solution is the Search mode (Automatic or Manual) which is easy to run but requires attention for an extended period of time.

Up to 8 components (pads 3 to 8) can be controlled with the CinéOle remote control : TV, DVR (Digital Video Recorder), CBL/SAT (Cable/Satellite decoder), DVD/BD (DVD/ Blu Ray Disk), TUNER, CD, AUX1, AUX2.

For each component you wish to be controlled with the universal remote control, choose the key whose name refers to your component or to the same family of components.

A. Set-up by Brand Code

1. Switch on the device for which you wish to use the remote control (e.g. TV set).

2. Find the code number of your device brand in the code list (e.g. Lifetec 0050) from the relevant device group (TV).

3. Press and hold the button “SET”, simultaneously press the device button (e.g. TV) for three seconds.

Release the button as soon as LED lights up, now it is in set up mode.

4. Enter the 4-digit device code (e.g. 0050 for Lifetec TV) within 10 seconds. If no entry is made within 10 seconds, the set-up mode is automatically terminated.

5. The LED turns off if the remote accepts the code. If the LED flashes three times, it means that the code is considered inappropriate. The remote control remains in set-up mode, try another code from the list (e.g. 0057 for Lifetec TV)

6. Check the function of the buttons on remote control. If it does not function correctly, try another 4-digit device code (e.g. 0056...) from the list under the same brand. Repeat steps 3 to 6 until all the basic functions operate correctly.

Note: Exit the set-up mode by pressing the device button, or the set-up mode is automatically terminated if no button is pressed for 10 seconds.

B. Set up by Learning Function

The learning function is used to extend the pre-programmed codes or to fully program the codes of a non listed component. The standard code list already provides you with the most important functions, but it is possible to add a few additional functions. A fully functional original remote control is required for learning programming.

Please use fresh batteries for both the CinéOle Remote Control and the Original Remote Control.

Position both remote controls face to face on a flat stable non reflecting surface (e.g. not directly on a glass table).

1. Press and release the button which selects the device which you want to control (e.g. DVD), then press the LEARN button for 3 seconds. When the LED turns on release the pressed key: now the remote control is on learning mode for DVD codes.

2. Press and release the target button on your CinéOle universal remote control which you want to learn (e.g. POWER), the LED starts to flash. (If no button is pressed within 14 seconds, learning mode will exit automatically).

3. Press the one button (for example, Power button) from your original remote control. The universal remote has accepted the new code when the LED on CinéOle universal remote control has been flashing three times and stopped. You can proceed and have another key of the universal remote learn another code from the original remote.

(If no button is pressed within 14 seconds, the learning mode stops automatically and the learning process must start from step 1).

4. Repeat step 2 to 3 to learn another code from the original remote control.

5. When you have finished setting all the buttons you want to have, press the LEARN button to store all commands you have copied from the original remote and exit from learning remote.

Notes:

a. Point the IR transmitter of the original remote control face to the IR receiver of your new universal remote by approximately 30mm apart. Keep both remote controls on the same straight line to make the learning process more accurate.

b. The Mute (1), On/Standby (2), VOL+ (28) and VOL- (29) keys are dedicated to the control of CinéOle. They and the SET and LEARN keys cannot be reprogrammed.

c. The CinéOle remote memory is full if you can no longer select any new button from the CinéOle remote control for learning. Erase the learned codes following point 4 instructions and program again some of the sources with less useable keys.

d. Pressing "TV" and "Number 6" buttons simultaneously deletes all codes which have been learned for all the devices.

C. Set up by Automatic Search

1. Switch on the device you want to control.

2. Point the remote control at your device. Press and hold the button "SET", simultaneously press the device button (e.g. TV) for three seconds, the LED turns on. Keep pressing the device button for about two seconds until the LED starts flashing : the Automatic Search mode is now active. Release the device button.

3. The CinéOle remote control now transmits a new "Power" signal every 1.5 second to the device to be controlled. As soon as the device (e.g. TV) turns off, press the device key to stop the Automatic Search. Turn on the device using the Device on/off button (Key (26)) of the CinéOle remote before checking other keys.

4. Check the function of the other buttons on the CinéOle remote control. If the device on/off button does not power on the device (i.e. the search has not been stopped on time) or if the majority of the buttons do not function correctly, restart the search (see steps 2 to 3) to find a suitable code. If the majority of the buttons function correctly, set-up has been successful. Re-press the device button (e.g. TV) to save the code and to terminate the set-up mode.

D. Setting up by Manual Search

1. Switch on the device you want to control.

2. Point the remote control at the device. Press and hold the button "SET", simultaneously press the device button (e.g. TV) for three seconds. The LED lights up and the remote is in manual set-up mode, release the device button now.

3. Press the "Volume+" button approx. every 1.5 seconds. A new "power" code will be transmitted to the device each time you press "Volume +".

4. As soon the device (e.g. TV) turns off, stop pressing the "Volume +" button and press the "Device on/off button (Key (26)) to turn on the device. Then check that the other buttons on the remote control function correctly. If the majority of the buttons do not function correctly, press the "Volume+" again approx. every 1.5 seconds to continue the manual search for the right code.

If the majority of the buttons on the remote control function correctly, save the code by pressing the device button (e.g. TV) to terminate the manual search.

Note: The Manual Search is automatically terminated if no entry occurs during a 30 second period.

E. Displaying the code(s)

In case a new set up of the CinéOle remote is necessary later on, we advise to note on a blank space of the manual the codes that have been confirmed for every device controlled by the CinéOle remote. Please proceed as follow for every device:

1. Press and hold the device button (e.g. TV), simultaneously press button "1" to display the first figure of the 4-figure code, count how often the LED flashes, if the LED does not flash, the number is Zero then

2. Press and hold the device button (TV), simultaneously press button" 2" to display the second figure of the 4-figure code, count how often the LED flashes, if the LED does not flash, the number is Zero then

3. Press and hold the device button (TV), simultaneously press button "3" to display the third figure of the 4-figure code, count how often the LED flashes, if the LED does not flash, the number is Zero then

4. Press and hold the device button (TV), simultaneously press button "4" to display the final figure of the 4-figure code, count how often the LED flashes.

For example for Code 0169
1. Press TV and "1": LED flashes Zero time
2. Press TV and "2": LED flashes One time
3. Press TV and "3": LED flashes Six times
4. Press TV and "4": LED flashes Nine times

F. Reset / Delete Function

Simply press the device (TV) button and the button «0» together. When LED flashes three times, all settings are deleted and the CinéOle remote control goes back to factory default settings.

G. Low Battery Indication

If the LED on the CinéOle remote control starts flashing automatically, change the batteries for new ones.

HOW TO USE CinéOle AND ITS UNIVERSAL REMOTE CONTROL

A. Use with the remote control default mode

1) Plug and play use

CinéOle can be used with the default factory settings from the end of the quick set-up process (pages 5 and 6).

Switch the AUTO/OFF button to AUTO power on one of the sources connected to CinéOle or press the ⏻ key of the CinéOle remote control to get the system ready and enjoy the Cabasse sound.

Four CinéOle dedicated keys are enough to run the Cabasse system:

- ⏻ (2) to power on or stand-by CinéOle
- 🔇 (1) to temporary mute the volume
- « Vol+ » (28) to raise then sound level
- « Vol- » (29) to lower the sound level

The default source being TV, the LED of this key will flash for transmission confirmation each time a control key is pressed down. If another source key is pressed, its LED flashes.

Pressing another key will emit the default command applying to the selected source. It will turn into a command only if this code corresponds to one code of an active source within reach.

The default codes are:

TV = 0000	DVR = 0402	CBL/SAT = 0184
DVD/BD = 0402	TUNER = 0541	CD = 0539
AUX1 = 0482	AUX2 = 0482.	

Note: When both inputs of CinéOle are connected to sources, such as a TV-set to the digital input and an audio player (MP3, Dock, Tuner...) to the RCA analog inputs (see (13) page 6), the digital input is the one being played as long as it is powered on.

2) Optimisations for use with a TV-set

Use the original TV remote control to select the following settings when available:

- TV loudspeakers disconnection: it avoids any risk of parallel playing of the TV speakers with CinéOle. If this option is not available in the TV set-up menu, lower the TV volume control down to the minimum value.

- SPDIF delay : the SPDIF digital link offers the best audio quality. It may create a noticeable delay in the sound/image synchronisation. Use the "SPDIF delay" or the "Lipsync" option in the TV set-up menu. "Lipsync" stands for lip synchronisation as the best solution to calibrate the delay is to compare lips movements and voice sound.

- Connection of additional sources : all video sources should be when possible linked to the TV-set using HDMI inputs for best video and audio results.

- Remote control(s): Use the CinéOle remote control for sound and the original remotes of each source as long as the CinéOle remote has not been programmed.

B. Play with the programmed CinéOle remote control

Once the CinéOle remote control has been programmed to replace the other remotes and the above optimisations been completed, it is possible to use the CinéOle remote together with the original ones. We recommend to start by using the CinéOle remote only for the main commands of the main source (such as TV) and then to start using the CinéOle remote control for more controls of the main sources and/or for other sources.

1) Play with a single source: the TV set

Press the TV button once to control both CinéOle and TV set. With CinéOle power switch set on "Auto" mode, press the ⏻ button (26) in the center of the CinéOle remote control to power on both TV and CinéOle. Use the CH+, CH- or the number buttons to select the TV channels and the VOL+/ VOL- volume controls to adjust the sound level.

2) Play with one or several sources connected to the TV set

Press the TV button once to control both CinéOle and TV set. Press the « AV » button of the CinéOle remote control and select the right TV input for the selected source the usual way. The selected input is displayed on the TV. Press the source selection key (3 to 10) referring to the source you want to play and press the ⏻ button (26) to switch it on. Then run this source with the programmed keys.

NOTES :

a- The LED of the source being controlled flashes each time a key of the CinéOle remote control is being pressed. It confirms that the instruction programmed for this key has been sent to the source or to the Cinéole System (Vol+, Vol-; Mute, On/Standby). If no LED flashes, either this key has not been programmed, cannot be programmed for this source, or the batteries need to be checked and/or replaced.

b- For some source configurations, a key might command another source to ease play. For instance when DVD/BD is selected, pressing the "AV" key might activate the source selection menu of the TV set.

c- Depending upon the type of connections and software running the TV and the source, powering on the source might automatically activate both TV set and CinéOle.

BATTERIES REPLACEMENT

Take the remote control in your hand with the keyside facing the floor. Lift the locker and pull out the batteries. Remove the dead batteries and replace them with new AAA batteries. Dispose of the old batteries according to these instructions.

WEEE MARK

Disposal of Wastes of Electrical & Electronic Equipment (Applicable in the European Union)

This symbol on the product, consisting of the crossed-out wheeled bin, indicates that this product shall not be treated as household waste. Instead it shall be handed over to the applicable collection point for the disposal of electrical and electronic equipment at the end of life. By ensuring this product is disposed of correctly, you will help prevent potential negative consequences for the environment and human health, which could otherwise be caused by inappropriate waste handling of this product. The recycling of materials will help to preserve natural resources. For more detailed information about recycling of this product, please contact your local city office, your household waste disposal service or the shop where you purchased the product.

CLEANING THE SPEAKERS

The CinéOle satellites and subwoofer may be cleaned with a soft damp cloth. Do not use any sprays near the system or allow liquids to spill into any openings. Also, do not use any solvents, chemicals, or cleaning solutions containing alcohol, ammonia, or abrasives.

The grill assemblies on the speakers may be carefully vacuumed, if necessary. Please note that the drivers are located directly behind the grille cloth, and are easily damaged if reasonable care is not taken.

AFTER SALE SERVICE

The Cabasse retailer network is at your disposal to ensure the after sale service of your product. To get the list of Cabasse retailers, contact us or consult our web site **www.cabasse.com**.

TROUBLESHOOTING

If you ever have a problem with your CinéOle system, try the solutions below. If you still have a problem, contact your Cabasse dealer to arrange for service.

Problems	Solutions
The system does not function at all	· Make sure CinéOle and the source are plugged into an operating AC wall outlet and that CinéOle is turned on AUTO. · Ensure that the right source is selected on the amplifier (video, CD, DVD, tuner...). · Check that the CinéOle remote control is functional by pressing a volume key. if no LED on the remote flashes, check the batteries. If the blue LED of the IR module does not flash, check is plugged in. The IR module must be in sight of the remote. · Check the satellites' connections. · Check the connections between CinéOle and the selected source, either directly to the Santorin 21C amplifier or via the TV set or a preamplifier. · When using the optical input of Cinéole, check that the digital signal coming from the source is a PCM or Dolby Digital one. If not, select PCM or DOLBY DIGITAL in the set-up menu of the source.
Not enough or too much bass	· Move the subwoofer closer to a wall or a corner to increase very low bass frequencies. · Move it further away from a wall or a corner to decrease very low bass frequencies. · Adjust the LFE level control of your AV amplifier
Presence of a hum/noise when using the RCA analog input	· One RCA input is not connected. Check the connections on source and CinéOle sides. For a monophonic use, connect both CinéOle RCA inputs using a "Y" adaptation cable.

SANTORIN 21C	
Inputs	1 optical digital + 1 analog coaxial
Voltage	110-120V/220-240V ~60/50Hz
Power Consumption	200 W
Standby power consumption	1W @ 220-240V~ 50Hz 1W @ 110-120V~ 60Hz
OFF mode consumption	0W @ 220-240V~ 50Hz 0W @ 110-120V~ 60Hz
Useable temperature range	+5 °C to +35 °C
Storage temperature	-5 °C to +40 °C
Useable humidity range	40 % to 70 %

Manufactured under license from Dolby Laboratories. Dolby and the double-D symbol are trademarks of Dolby Laboratories.

Other CinéOle specifications page 26.

By following the above information, your CinéOle SYSTEM is now properly set up and we hope you will enjoy your speaker system for many years. We receive every day letters from customers expressing the ever growing satisfaction and musical emotion they have been getting with our speakers over the years. These letters are our first motivation.

SPECIFICATIONS	SATELLITE ET AMPLIFICATEUR ASSOCIES X 2	CAISSON DE GRAVES
Utilisation	Bibliothèque / au mur / sur pied (disponible en option)	caisson de graves
Voie	2	1
Haut-parleurs	coaxial médium-tweeter DOM18/10T15 membrane Soft Dome / P2C	graves 21MT3 - 21 cm membrane fibre de cellulose
Filtre	4 000 Hz	-
Phase	-	-
Bande passante	170 - 22 000 Hz	35 - 200 Hz
Efficacité 1 W / 1 m	91 dB	actif
Impédance nominale	8 ohms	actif
Impédance minimale	4 ohms	actif
Puissance nominale	25 W x 2	85 W
Puissance crête	50 W x 2	170 W
Blindage magnétique	oui	non
Dimensions (h x l x p)	Ø 13 cm	33 x 33 x 36 cm
Poids	1,3 kg	11,5 kg
Finition	noir / blanc	noir / blanc

Étant donné l'évolution des techniques mises en oeuvre pour une fiabilité accrue et une recherche constante de qualité optimale,
Cabasse se réserve le droit d'apporter toutes modifications aux modèles présentés sur les fiches techniques ou les documents publicitaires.

SPECIFICATIONS	SATELLITE AND ASSOCIATED AMPLIFIER X 2	SUBWOOFER
Installation	Bookshelf / on wall / stand (option available separately)	subwoofer
Way	2	2
Drivers	coaxial midrange-tweeter DOM18/10T15 Soft Dome / P2C diaphragm	woofer 21TMT3 - 21 cm / 8 in cellulose pulp
Cross-over point	4,000 Hz	-
Frequency response	170 - 22 000 Hz	35 - 200 Hz
Sensitivity 1 W / 1 m	91 dB	active
Nominale impedence	8 ohms	active
Minimum impedence	4 ohms	active
Power handling	25 W x 2	85 W
Peak power	50 W x 2	170 W
Magnetic shielded	yes	no
Dimensions (h w l x d)	Ø 13 cm / 5.1 in	33 x 33 x 36 cm / 13 x 13 x 14.2 in
Weight	1.3 kg / 2.9 lb	11.5 kg / 25.3 lb
Finish	black / white	black / white

Because of technical improvements already under way in our constant search for optimum quality,
Cabasse reserves the right to modify all the models presented in specification sheets, advertising materials and manuals without prior notice.

TECHNISCHE DATEN	SATELLIT MIT VERSTÄRKER X 2	SUBWOOFER
Verwendung	Regal / Wand / Stand	Aktiv Subwoofer
Wege	2	1
Chassis	Koaxial Mittel-Hochtöner DOM18/10T15 Soft Dome / P2C Membran	Tieftöner 21MT3 - 21 cm Cellulose Membran
Trennfrequenz	4 000 Hz	
Übertragungsbereich	170 - 22 000 Hz	35 - 200 Hz
Wirkungsgrad 1 W / 1 m	91 dB	Aktiv
Nennimpedanz	8 Ohm	Aktiv
Impedanzminimum	4 Ohm	Aktiv
Nennbelastbarkeit	2 x 25W	85W
Spitzenbelastbarkeit	2 x 50W	170 W
Magnetische Abschirmung	ja	nein
Abmessungen (H x B x T)	Ø 13 cm	33 x 33 x 36 cm
Gewicht	1,3 kg	11,5 kg
Ausführung	Schwarz / Weiß	Schwarz / Weiß

Zur Sicherung hoher Zuverlässigkeit und bestmöglicher Qualität entwickelt Cabasse seine Geräte permanent weiter und behält sich deshalb das Recht vor, an den in technischen Unterlagen oder Werbematerial gezeigten Modellen Änderungen vorzunehmen.

PROGRAMMATION DE LA TELECOMMANDE : CODES PAR TYPE ET MARQUE
REMOTE CONTROL SET UP : PRODUCT AND BRAND LIST
FERNBEDIENUNGS-PROGRAMMIERUNG : NACH GERÄTETYPEN UND MARKEN SORTIERTE CODE-LISTE

TV

A.R. SYSTEMS	0039 0059 0049 0056 0057
ACCENT	0049 0051 0057
ACCUPHASE	0057
ACEC	0000 0006 0016 0018 0025 0026 0046 0071 007x3 0076 0078 0094 0097 0099 0057 0056 0105 0110
ACER	1172
ACME	0508
ACTION	0051
ADA	0512
ADC	0505 0506
ADMIRAL	0000 0051 0035 0501 0502 0503 0529
ADYSON	0051 0006
AEG	0057 0083 0056
AGASHI	0051 0049 0016 0056
AGAZI	0503
AGB	0040 0013 0037 0012 0010 0011 0001 0002 0056 0031 0003 0000 0568 0063
AGEF	0041 0057 0040 0051 0000 0048
AIKO	0041 0051 0006 0056 0504 0507
AIM	0057 0050 0039 0056
AIOSTAY	0019
AIWA	0056 0643
AKAI	0006 0015 0016 0041 0045 0050 0051 0052 0035 0061 0083 0057 0056 0101 0038 0106 0504 0505 0507 0508 0532 0538 0539 0544 0586 0178
AKIBA	0057 0056 0041 0508
AKIRA	0021 0056
AKITO	0005 0041 0049 0051 0059 0063 0056 0021 0057
AKTRON	0056 0033 0034 0045 0063 0083
AKURA	0051 0049 0056 0057 0503 0507 0508 0540 0586
ALBA	0041 0038 0056 0051 0507 0508 0517 0518 0529 0538 0542 0586 0616
ALBIRAL	0039 0056 0041 0049 0017 0038
ALHORI	0006
ALKOS	0056 0033 0034 0045 0063 0083 0584
ALL TEL	0056 0023 0078
ALLORGAN	0006 0582
ALLSTAR	0532
ALTUS	0063
AMPLIVISION	0006 0039
AMSTRAD	0035 0041 0049 0051 0056 0083 0057 0111 0503 0507 0508 0520 0538 0539 0540 0568
ANAM	0057 0056 0507 0557
ANEX	0056
ANGLO	0049 0051 0507
ANIS	0049
ANITECH	0016 0056 0051 0049 0057 0503 0507 0526 0557
ANSONIC	0049 0102 0051 0021 0056 0507 0233
ANTECNO	0041
AQP	0014 0015 0026 0044 0061 0086 0091 0100 0101 0109
ARC EN CIEL	0001 0003 0002 0010 0011 0012 0013 0014 0019 0028 0031 0037 0038 0040 0061 0067 0085 0090 0113 0527 0570 0574
ARCAM	0006
ARCELIK	0021 0038 0063
ARDEM	0021 0056 0063
ARGENTINA	0111
ARISTONA	0000 0006 0016 0018 0025 0026 0046 0071 0073 0076 0078 0094 0097 0099 0057 0056 0105 0110 0532 0586
ARPHONE	0038 0051 0056
ARTHUR MARTIN	0007 0008 0009 0020 0057 0030 0056 0038 0035
ART-TECH	0051 0056
ASA	0019 0035 0056 0501 0510 0511 0512 0558
ASBERG	0046 0056 0532 0526
ASORA	0049
ASTHON	0019 0102 0103 0038 0017 0056 0000 0016 0060 0006 0071
ASTRA	0045 0046 0051 0006 0050 0507
ASTRO SOUND	0039 0038
ASUKA	0006 0049 0041 0038 0503 0508
ATLANTIC	0006 0009 0016 0019 0057 0036 0038 0049 0050 0051 0058 0056 0532 0582 0586
ATORI	0051 0507
AUDIOSONIC	0051 0021 0041 0017 0024 0016 0006 0038 0049 0050 0057 0056 0063 0102 0507 0508 0532 0546 0574 0582 0586 1092
AUDIOTON	0051 0006 0017
AURORA	0000 0006 0050
AUSIND	0019 0526
AUTOVOX	0083 0006 0019 0056 0016 0501 0503 0526 0582
AUVISAT	0056
AWA	0024 0051 0006 0050 0057 0056
AXXENT	0056
BAIRD	0052 0559 0574 0616
BANG & OLUFSEN	0000 0501
BARCO	0000 0010 0560
BASIC LINE	0041 0083 0056 0050 0063 0038 0051 0021 0507 0508 0532 0616
BASTIDE	0006
BAUER	0064 0056 0042
BAUMATIC	0049
BAUR	0016 0009 0015 0018 0026 0030 0057 0051 0056 0101 0586
BAZIN	0006
BEAUMARK	0060
BEKNTEKNIK	0034 0102
BEKO	0021 0034 0036 0038 0057 0056 0085 0063 0506 0542 1094
BENNETT	0057 0056
BENSTEN	0023 0091
BEON	0057 0056 0532 0586
BEST	0561
BESTAR	0102 0051 0057 0056 0532 0616
BIAZET	0056 0002
BIFONIC	0006 0051
BIGSTON	0050 0051 0049
BINATONE	0006
BLACK DIAMOND	0056 0057
BLACK PANTHER LINE	0616
BLACKSTAR	0041
BLACKTRON	0041
BLACKWAY	0041
BLAUPUNKT	0014 0015 0024 0026 0057 0059 0503
BLAUSONIC	0006
BLOOM	0057 0056 0079
BLUE SKY	0063 0083 0001 0056 0057 0061 0005 0021 0041 0508
BLUE STAR	0038 0566
BOCA	0035 0041 0049 0051 0056 0083 0057 0111
BONDSTEC	0017
BOOTS	0006
BOSTON	0006
Bosun/Foresee	0150
BPL	0057 0056 0566
BRANDT	0085 0001 0527 0528 0570 0571 0574
BRANDT ELECTRONIQUE	0001 0003 0002 0010 0011 0012 0013 0014 0019 0028 0031 0037 0038 0040 0061 0067 0085 0090 0113
BRAUN	0006
BRENDSTAR	0051
BRIGMTON	0006 0016 0039
BRINKMANN	0057 0056
BRIONVEGA	0044 0000 0016 0035 0501 0532 0586
BRITANNIA	0006
BROKSONIC	0056 1017
BROTHER	0049 0056
BROWN	0071
BRUNS	0041 0057 0040 0051 0000 0048 0501 0506
BSR	0002 0038
BTC	0041 0508
BUSH	0002 0009 0056 0507 0508 0515 0517 0518 0532 0538 0556 0562 0566 0574 0585 0586 0616
CADMOS	0056 0038 0051
CALIFORNIA	0006 0009 0016 0019 0057 0036 0038 0049 0050 0051 0058 0056
CAMPER	0038 0056 0021
CANALSANTE	0038
CANDLE	0007 0008 0009 0016 0006 0017 0021 0023 0025 0002 0036 0043 0042 0057 0051 0053 0063 0064 0065 0060 0088 0089 0056 0097 0058 0098 0038 0116 0117
CAPSONIC	0049 0056 0503
CARAD	0057 0056
CARENA	0059 0056 0057
CARREFOUR	0057 0056 0517
CARYONSE	0000 0006 0016 0018 0025 0026 0046 0071 0073 0076 0078 0094 0097 0099 0057 0056 0105 0110
CASCADE	0057 0056 0507
CASIO	0057
CASONIO	0009 0030 0002 0035
CATHAY	0532 0586 0057 0056
CCE	0057 0056
CELINT	0002
CENTURION	0057 0056 0532 0586
CENTURY	0000 0501
CGE	0036 0111 0056 0038 0526 0529
CGM	0036 0049 0051 0056 0004 0102 0038
CIE	0041 0050 0051 0056
CIHAN	0038
CIMLINE	0051 0507 0518
CINEMA	0056
CITY	0051 0507
CLARITRONIC	0102
CLARIVOX	0000 0014 0016 0039 0057 0038 0586
CLATRONIC	0057 0503 0507 0508 0520 0526 0532 0542
CLAYTON	0038 0056
COFANDEL	0001 0003 0002 0010 0011 0012 0013 0014 0019 0028 0031 0037 0038 0040 0061 0067 0085 0090 0113
COLOR MAT	0000
COLUMBIA	0016
COMBITECH	0005 0041 0049 0051 0059 0063 0056 0021 0057
COMET	0057 0041 0056
COMPUTRON	0051 0056
CONCERTO	0007 0008 0009 0016 0006 0017 0021 0023 0025 0002 0036 0043 0042 0057 0051 0053 0063 0064 0065 0060 0088 0089 0056 0097 0058 0098 0038 0116 0117
CONCORDE	0051 0507
CONDOR	0036 0049 0051 0056 0057 0532 0542 0616
CONIA	0045 0151
CONRAC	0085 0174
CONRAD	0056
CONTEC	0049 0051 0033 0006 0057 0507 0517 0519 0520
CONTINENTAL EDISON	0001 0003 0002 0010 0011 0012 0013 0014 0019 0028 0031 0037 0038 0040 0056 0061 0067 0085 0090 0113 0527 0528 0559 0570 0574
COSMEL	0051 0056 0057 0507
COSMOS	0056 0051 0041
CRC	0016
CROSLEY	0000 0501 0526
CROWN	0057 0102 0051 0041 0056 0021 0507 0526 0529 0532 0542 0567 0586 0616
CRYSTAL	0016 0056
CS ELECTRONICS	0017 0006 0041 0508
CTC CLATRONIC	0049 0083 0006 0038 0041 0051 0056 0063 0057 0036 0233
CXC	0019 0102 0103 0038 0017 0056 0000 0016 0060 0006 0071
CYBERCOM	0503 0507 0523 0529 0538 0553 0556 0562 0571 0586 0591 0598 0599 0600 0601 0602 0607 0643
CYBERMAXX	0503 0507 0509 0523 0529 0530 0538 0553 0556 0562 0571 0586 0591 0598 0599 0600 0601 0602 0603 0607 0643 1001 1073
CYBERTRON	0041 0508
CYMATIC	0006 0038
CYTRON	0507 0509 0523 0529 0530 0538 0553 0556 0562 0571 0586 0591 0598 0599 0600 0601 0602 0603 0607 0643 0993 1073
CYV	0056
D -VISION	0062 0056 0057
DAEWOO	0006 0016 0050 0051 0052 0055 0056 0062 0063 0079 0081 0086 0087 0096 0057 0507 0532 0128 0129 0132 0135 0562 0595 0616
DAINICHI	0006 0041 0508 0057 0051
DALMAN	0087
DANSAI	0056 0006 0503 0532 0586
DANTAX	0083 0056 0561 0586
DATSURA	0567
DAWA	0056
DAYMATER	0000 0051 0038
DAYTEK	0056
DAYTON	0507
DAYTRON	0006 0016 0050 0051 0052 0055 0056 0062 0063 0079 0081 0086 0087 0096 0057
DCE	0063
DE GRAAF	0056 0505 0522
DECCA	0005 0006 0016 0046 0052 0057 0056 0504 0520 0532 0568 0586
DECCA COLOR	0509
DEITRON	0057 0056
DELL	0516
DELTON	0063
DEMA COLOR	0056
DENKO	0049
DENTAL	0006 0009 0016 0019 0057 0036 0038 0049 0050 0051 0058 0056
DENVER	0051 0056
DESMET	0038 0051 0056 0532 0586
DHS	0045 0046 0051 0006 0050
DIADEM	0035
DIAMANT	0057 0056
DIAMOND	0051 0050 0056 0057
DIBOSS	0056
DIGATRON	0057 0056
DIGIHOME	0085 0063
DIGILINE	0056
DIGITOR	0056 0057 0606 0607
DIK	0057 0056 0051
DINASTY	0051 0050 0056
DISTAR	0056
DIXI	0056 0057 0051 0507 0532 0586
DOMEOS	0056
DOMLAND	0016 0006 0017 0018 0021 0025 0002 0057 0035 0050 0051 0056 0038
DOMOH	0056
DORIC	0002
DR HD	0199 0200 0201 0202 0203
DTS	0051 0056 0025 0507
DUAL	0503 0507 0523 0529 0538 0545 0553 0556 0562 0570 0571 0574 0586 0598 0599 0600 0602 0607 0643
DUAL-TEC	0016 0006 0017 0018 0021 0025 0002 0057 0035 0050 0051 0056 0038 0507
DUMONT	0056 0019 0000 0501 0233 0511 0512
DUNAI	0038

DURABRAND	0607 1074 1075 1108 1109 1107 0063 0056
DUX	0016 0057 0586
DVICO	0212
DYNAMTC	0051
DYNATRON	0000 0006 0016 0018 0025 0026 0046 0071 0073 0076 0078 0094 0097 0099 0057 0056 0105 0110 0532 0586
ECHO	0064
ECHOSTAR	0051 0056 0006
ECO LINE	0056
EDAN LINE	0056
EDISON	0061
EI	0038 0056 0083 0102 0036
ELBE	0044 0006 0039 0038 0056 0035 0087 0057 0086 0582
ELCIT	0000 0051 0038 0501
ELECTRO TECH	0051 0507
ELEKTA	0038 0051 0049 0050 0016 0102 0056 0566
ELEMIS	0038 0056
ELG	0057 0056
ELIN	0016 0051 0056 0006 0025 0009 0510 0512 0532 0586
ELITE	0041 0049 0056 0508 0532
ELMAN	0038 0006 0233
ELSAY	0056
ELTA	0051 0006 0049 0056 0507
EMATEC	0009 0030 0002 0035
EMCO	0036 0057 0056 0038
EMERSON	0019 0102 0103 0038 0017 0056 0000 0016 0060 0006 0071 0501 0571
EMGETON	0209 0210 0211
Energy Sistem	0164 0455
ENGEL	0038
ENIE	0056
ENZER	0056 0064
ERAE	1071
ERRES	0000 0006 0016 0018 0025 0026 0046 0071 0073 0076 0078 0094 0097 0099 0057 0056 0105 0110 0586 0532
ESC	0006 0056 0057 0616
ESTELE	0038
ETRON	0038 0053 0051 0056 0507
EULANDER	0044 0006 0039 0038 0056 0035 0087 0057 0086
EUROCOM	0038
EURO-FEEL	0503
EUROLINE	0056 0057 0403
EUROMAN	0016 0049 0056 0006 0503 0532
EUROPA	0057 0056
EUROPHON	0006 0038 0532 0568
EUROSTATUS	0056
EUROVISION	0083
EUSTON	0193 0194 0195 0196 0197 0198
EVELUX	0056
EXCEL	0057 0056
EXPERT	0025 0582
EXQUISIT	0057 0056
FAGOR	0056
FAIRMOST	0051
FAIRTEC	0181
FALCON	0051
FAMILY LIFE	0057 0056
FELIX	0041 0049 0056
FENNER	0051 0056 0057 0059 0050 0016 0507 0562
FERGUSON	0001 0037 0039 0040 0046 0056 0049 0531 0533 0559 0571 0583 0586
FIDELITY	0006 0045 0051 0056 0041 0538 0540 0550
FILSAI	0051 0006
FINLANDIA	0009 0505 0558
FINLUX	0019 0020 0038 0044 0051 0052 0056 0063 0057 0035 0501 0504 0233 0510 0511 0512 0526 0532 0558 0568 0582 0585 0586
FIRST LINE	0039 0051 0050 0087 0016 0046 0052 0006 0057 0035 0056 0063 0038 0085 0507 0532
FISHER	0018 0006 0033 0024 0000 0102 0103 0501 0505 0512 0517 0519 0524 0542
FLINT	0056 0059 0532 0561
FLORIDA	0006
FORGESTONE	0001 0037 0039 0040 0046 0056 0049
FORMENTI	0006 0009 0016 0019 0057 0036 0038 0049 0050 0051 0058 0056 0501 0502 0526 0586
FORTRESS	0000 0502 0501
FRABA	0056
FRIAC	0057 0056
FRONTECH	0009 0051 0017 0038 0503 0507 0538 0566
FS SOUND	0051
FST	0005 0006 0016 0046 0052 0057 0056
FUJITECH	0056 0016
FUJITSU	0006 0025 0002 0035 0056 0504 0563 0582
FUMEO	0002
FUNAI	0051 0063 0095 0056 0024 0104 0049 0038 0503
FUSION	0085 0063
FUTRONIC	0049
FUTURE	0057 0056
FUTURETECH	0019 0102 0103 0038 0017 0056 0000 0016 0060 0006 0071
GALA	0045
GALACTEX	0006 0049
GALANT	0051
GALAXI	0006 0009 0016 0019 0057 0036 0038 0049 0050 0051 0058 0056
GALAXY	0529 0542
GALAXIS	0036 0056 0006
GALERIA	0051
GBC	0041 0038 0051 0056 0052 0050 0017 0033 0507 0517
GE	0040 0060 0001
GEANT CASINO	0009 0030 0002 0035
GEC	0002 0006 0068 0009 0052 0112 0032 0056 0504 0525 0532 0568 0586
GELOSO	0051 0041 0038 0050 0507
GEMSOUND	0051 0041
GENERAL	0051 0006 0050 0016 0056 0057 0033 0025
GENERAL TECHNIC	0050 0051 0507
GENESIS	0057 0056
GENEXXA	0057 0041 0508 0532
GERICOM	0078 1082 1094
GIANT	0006 0016 0064 0051
GITEM	0040 0056 0016
GM - GMC	0051 0056 0049
GOLDEN INTERSTAR	0205
GOLDFUNK	0012
GOLDHAND	0051 0006
GOLDSTAR	0007 0008 0009 0016 0006 0017 0021 0023 0025 0002 0036 0043 0042 0057 0051 0053 0063 0064 0065 0060 0088 0089 0056 0097 0058 0098 0038 0116 0117 0507 0532 0543 0549 0586 0624
GOLDTECH	0056
GOLDVISION	0049 0051 0006 0056 0016 0063
GOODMANS	0006 0051 0001 0063 0057 0041 0050 0016 0062 0049 0038 0040 0021 0056 0083 0503 0504 0507 0517 0518 0532 0538 0549 0559 0562 0571 0586 0616
GORENJE	0102 0103 0056 0083 0001 0542
GPM	0049 0041 0051 0508
GRADIENTE	0055
GRAETZ	0009 0014 0016 0019 0024 0025 0049 0035 0056 0083 0002
GRANADA	0009 0014 0016 0019 0024 0025 0049 0035 0056 0083 0002 0504 0505 0510 0517 0521 0524 0526 0532 0534 0537 0568 0571 0586
GRANDIN	0087 0059 0021 0038 0041 0057 0081 0078 0063 0056 0507 0508 0566 0586 0616 0006 0009 0016 0019 0057 0036 0038 0049 0050 0051 0058 0056
GREAT WALL	0049
GRENADIER	0060 0056 0038
GRONIC	0006 0051 0038
GRUNDIG	0014 0015 0026 0044 0061 0091 0086 0100 0101 0109 0511 0526 0547 0564 0572
GS	0206
GTRONIC	0056
GTT	0051 0056
HAAZ	0607
HAIER	0057
HALIFAX	0049 0503
HAMMERSTEIN	0049 0006 0053 0051
HAMPTON	0006
HANIMEX	0041
HANSEATIC	0051 0038 0062 0057 0056 0041 0063 0045 0006 0506 0507 0517 0532 0542 0586
HANTAREX	0056 0078 0051 0507 0568
HARROW	0056
HARWOOD	0057 0056
HAUPPAGE	0057 0056
H&B	0063 0056 0088 0509 0170 1071 0607
HCM	0049 0051 0056 0057 0006 0038 0503 0507 0540 0566
HEDZON	0057 0056
HEIRU	0049
HELECTRONIC	0006 0009 0016 0019 0057 0036 0038 0049 0050 0051 0058 0056
HEMA	0056
HEXA	0038
HIFIVOX	0001 0003 0002 0010 0011 0012 0013 0014 0019 0028 0031 0037 0038 0040 0061 0067 0085 0090 0113 0574
HIGASHI	0006
HIGHIWA	0059 0041 0006 0056 0051
HIGHLINE	0057 0056
HIKONA	0059 0041 0006 0056 0051
HILINE	0051 0056 0049
HINARI	0049 0056 0041 0005 0051 0505 0507 0508 0517 0526 0532 0573 0586 0387
HISAWA	0056 0041 0059 0063 0508 0561 0566
HISENSE	0009 0023 0057 0342 0342 0342
HISHITO	0056 0033 0034 0045 0063 0083
HISONIX	0051
HIT	0000
HITACHI	0056 0006 0008 0009 0012 0013 0020 0022 0027 0030 0032 0033 0045 0080 0060 0062 0068 0069 0074 0083 0002 0057 0035 0111 0112 0504 0510 0514 0517 0522 0525 0527 0528 0529 0128 0130 0133 0542 0568 0574 0575 0148 0605 1078
HITSU	0041 0059 0056
HOHER	0056 0057 0063 0078 0083
HORIZONT	0000 0006 0016 0018 0025 0026 0046 0071 0073 0076 0078 0094 0097 0099 0057 0056 0105 0110
HORNYPHON	0057 0056 0532
HOSHAI	0041 0056 0508
HOSPITALIERE	0056
HOWELL	0056
HPC	0152
HUANYU	0562
HYPER	0006 0017 0041 0049 0051 0056 0085 0038 0507
HYPSON	0021 0059 0063 0057 0056 0503 0532 0566 0586
HYUNDAI	0086 1076
I. V.	0056
IBERIA	0056
ICE	0041 0016 0006 0057 0056 0051 0049 0503 0507 0508 0532 0538
ICS	0041 0006 0049
IEG	0006
IMC	0056
IMPER	0049 0051 0016 0041
IMPERIAL	0057 0036 0051 0056 0038 0526 0529 0532 0542
INCOBE	0006 0051
INDESIT	0515
INDIANA	0056 0532 0586
INGERSOLL	0051 0056 0507
INNO HIT	0006 0007 0016 0057 0036 0041 0045 0049 0051 0052 0056 0083 0504 0507 0508 0532 0549 0568 0586 0616
INNOVATION	0057 0056 0503 0507 0538 0553 0556 0559 0562 0586 0643
INTERBUY	0017 0049 0051 0057 0041 0507 0557
INTERDISCOUNT	0056 0011 0040
INTEREACTIVE	0057 0056
INTERECORD	0018
INTERFUNK	0016 0011 0014 0046 0057 0002 0056 0501 0532 0574 0586
INTERNAL	0057 0056
INTERTRONIC	1001
INTERVISION	0006 0041 0049 0051 0057 0059 0016 0058 0102 0038 0503 0233 0557
INTRON	0049
INWAH	0057
IRRADIO	0007 0016 0017 0019 0038 0041 0049 0045 0051 0063 0064 0060 0088 0058 0056 0507 0508 0532 0538 0586
ISKRA	0038 0006
ISUKAI	0041 0056 0508
ITC	0056 0006 0038
ITL	0051
ITS	0041 0057 0051 0006 0056 0049 0508 0532 0538 0566
ITT	0009 0014 0016 0019 0024 0025 0049 0035 0056 0083 0002 0507 0521 0202
ITV	0016 0050 0057 0049 0507 0544 0586 0616
JACKTOP	0192
JCE	0041
JEC	0056 0033 0034 0045 0063 0083 0584
Jeja	0155
JET POINT	0056 0053
JINLIPU	0051
Jinpin	0154
JMB	0057 0056
JOCEL	0056
JOHNSON	0006
Jointek	0156
JUBILEE	0057
JVC	0041 0055 0038 0029 0517 0532 0130 0132 0538
KAIDO	0009
KAISER	0056
KAISUI	0059 0041 0006 0056 0051 0507 0508 0566
KAMBROOK	0006 0038 0016 0058 0049
KAMOSONIC	0006
KAMP	0006 0009 0016 0019 0057 0036 0038 0049 0050 0051 0058 0056
KANGSLEY	0006 0009 0016 0019 0057 0036 0038 0049 0050 0051 0058 0056
KAOSHO	0004 0006 0007 0008 0036 0045 0049 0051 0052 0053 0056 0058 0059 0060 0070 0016 0077 0057 0102 0103 0115 0118
KAPSCH	0009 0014 0016 0019 0024 0025 0049 0035 0056 0083 0002 0582
KARCHER	0039 0051 0006 0016 0056 0057 0505 0510 0586
KATHREIN	0056 0208
KAWA	0041
KAWASHO	0006 0009 0016 0019 0057 0036 0038 0049 0050 0051 0058 0056
KAYA	0051 0049
KEN	0071
KENDO	0001 0035 0038 0044 0058 0051 0056 0233 0518 0616
KENNEDY	0035 0002 0025 0582
KENNEX	0057 0056 0083 0063
KERION	0056
KEYMAT	0091 0057
KEYSMART	0056
KIC	0006 0039
KIMAY	0049
KING TV	0509
KINGDHOME	0056
KIOTA	0051 0049 0059
KITON	0057 0056
KITT	0006 0049 0056
KITTEN	0056 0016
KIYOGIN	0006 0039 0038
KLARMAX	0039 0044 0057 0056 0050
KNEISSEL	0588
KOBALTRONIC	0006 0038
KOBIC	0051
KOLSTER	0039 0098 0056 0049 0041 0006 0038 0532
KONG WAM	0059 0041 0006 0056 0051
KONICHI	0051

KONKA	0056 0057 0023 0041 0508 0529 0538 0163
KONTAKT	0061
KORPEL	0057 0056 0532 0586
KORTING	0501
KOSMOS	0057 0056
KOTRON	0049 0051 0038
KOYODA	0507
KRAKING	0038
KRIESLER	0000 0006 0016 0018 0025 0026 0046 0071 0073 0076 0078 0094 0097 0099 0057 0056 0105 0110
KRONNE	0006 0038
KTV	0056
KUBA ELECTRONIC	0018 0009 0038 0006
KURO	0000 0056 0006 0024 0033 0036 0052 0083 0102 0103 0567
KYOTO	0038
L&S ELEKTRONIK	0063
LAVA	0056
LAZER	0056
LEADER	0051
LECSON	0057 0056
LEGENG	0051 0056 0006 0049
LENCO	0016 0051 0050 0049 0056 0507 0616
LENOIR	0006 0051 0050 0049 0021 0056 0507
LEVIS AUSTRIA	0057 0056
LEXUS	0049 0056
LEYCO	0056 0087 0049 0503 0504 0532 0586
LG	0007 0008 0009 0016 0006 0017 0021 0023 0025 0002 0036 0043 0042 0057 0051 0053 0063 0064 0065 0060 0088 0089 0056 0097 0058 0098 0038 0116 0117 0507 0532 0128 0129 0132 0134 0543 0135 0549 0565 0145 0146 0586 0624
LIESENK	0586
LIFE	0051 0085 0503 0507 0538 0553 0556 0559 0562 0586 0643
LIFETEC	0050 0057 0056 0051 0049 0041 0063 0503 0507 0509 0523 0529 0530 0127 0129 0538 0135 0553 0556 0562 0571 0586 0591 0598 0599 0600 0601 0602 0603 0607 0643 1001 1073
LIGTHSTAR	0059 0041 0006 0056 0051
LINTON	0018
LLOYD'S	0051 0002 0019 0014 0006 0049
LME	0006 0039 0038
LOEWE	0000 0043 0056 0065 0501 0532 0551 0586 0177
LOGIK	0053 0056 0520
LOVE	0044 0006 0039 0038 0056 0035 0087 0057 0086
LTV	0009 0030 0002 0035
LUMA	0050 0006 0051 0056 0057 0035 0044 0002 0025 0582 0586
LUMATRON	0056 0503 0532 0540 0556 0582 0586 0616
LUX MAY	0057 0056 0532
LUXOR	0002 0007 0008 0009 0006 0020 0057 0030 0035 0529 0549
LXI	0060
LYOTRON	0007 0008 0009 0016 0006 0017 0021 0023 0025 0002 0036 0043 0042 0057 0051 0053 0063 0064 0065 0060 0088 0089 0056 0097 0058 0098 0038 0116 0117
MADISON	0056 0057
MAGAVOX	0000 0006 0016 0018 0025 0026 0046 0071 0073 0076 0078 0094 0097 0099 0057 0056 0105 0110
MAGNADYNE	0000 0051 0038 0501 0233 0568 0586
MAGNAFON	0006 0056 0038 0233 0526 0568
MAGNASONIC	0016
MAGNAVOX	0057 0016
MAGNEX	0056 0049
MAGNUM	0503 0507 0538 0553 0556 0559 0562 0586 0643 0021 0051 0057
MANDI	0057
MANDOR	0049 0503
MANESTH	0056 0002 0006 0057 0049 0503 0518 0532 0586
MANHATTAN	0051 0056
MARANTZ	0056 0532 0586
MARECH	0056
MARELLI	0501
MARK	0050 0056 0532 0586
MARSHALL	0051 0041
MASCOM	0056
MASUDA	0041 0049 0056
MATCH ITALIA	0051 0056 0049
MATSUI	0061 0051 0006 0005 0016 0056 0049 0503 0504 0507 0517 0518 0520 0532 0538 0547 0561 0568 0577 0584 0586 0587 0590
MATSUKA	0006 0049
MAXAM	0051 0049
MAXDORF	0049 0064
MAXELL	0051
MAXIMAL	0038
MAXON	0051
MAXWELL	0056
MB LINE	0049
MCE	0051 0049 0056
MCM	0051
MC MICHAEL	0000 0006 0016 0018 0025 0026 0046 0071 0073 0076 0078 0094 0097 0099 0057 0056 0105 0110 0525
MECOA	0056
MEDIASONIC	0056
MEDIATOR	0057 0056 0532 0586
MEDION	0057 0085 0081 0056 0503 0507 0509 0523 0529 0530 0127 0129 0538 0553 0556 0562 0571 0586 0591 0598 0599 0600 0601 0602 0603 0607 0643 0861 0174 0176 0182 1001 1073
MEGATRON	0060
MEGAVISION	0051
MEGHA	0056
Mein	0157 0158 0342
MELBOX	0000 0014 0016 0039 0057 0038
MELECTRONIC	0018 0019 0020 0031 0044 0050 0051 0056 0098 0057 0035 0507 0510 0512 0532 0538 0557 0558 0562 0574 0586
MEMOREX	0049 0507 1017
MEMPHIS	0049 0006 0051 0504 0507
MERCURY	0049 0006 0053 0051 0059 0016 0056 0039
METZ	0000 0015 0016 0026 0056 0501 0579 0580
MGA	0049 0041 0050 0056 0060
MGAON	0049
MICROMAXX	0044 0056 0057 0503 0507 0509 0523 0529 0530 0538 0553 0556 0562 0571 0586 0591 0598 0599 0600 0601 0602 0603 0607 0643 0993 1073
MICRON	0006
MICROSTAR	0503 0507 0509 0523 0529 0530 0538 0553 0556 0562 0571 0586 0591 0598 0599 0600 0601 0602 0603 0607 0635 0643 1001 1073
MICROTEK	0064 0040 0051 0056
MIGROS ELECTR	0044
MINATO	0057 0056
MINERVA	0014 0015 0026 0044 0061 0091 0086 0100 0101 0109 0511
MINERVA FRANCE	0061
MINOKA	0057 0056 0532
MISTRAL	0001 0037 0039 0040 0046 0056 0049
MITSUBISHI	0000 0056 0005 0015 0024 0033 0038 0050 0051 0060 0057 0109 0501 0517 0520 0532 0534 0551
MIVAR	0006 0007 0526 0535 0542 0549 0568
MOBILE TV	0056
MOTION	0025 0056 0018 0057 0009 0526
MTC	0009 0102 0045 0038
MTLOGIC	0546 1092
MULTISYSTEM	0586
MULTITECH	0051 0063 0021 0006 0041 0024 0017 0030 0049 0098 0050 0057 0038 0102 0056 0507 0233 0517 0526 0527 0586
MURPHY	0002 0038 0009 0512
MUSIKLAND	0057 0056
MYRYAD	0057 0056
NAD	0060
NAGOYA	0038
NAIKO	0057 0056
NAKAMURA	0057 0056
NAONIS	0025 0002 0033 0040 0044 0035 0056 0057
NARITA	0060 0050 0049 0006
NASSA NAGEL	0038
NATIONAL	0047 0537
NEC	0024 0051 0005 0054 0082 0072 0057 0039 0059 0050 0062 0056 0517 0536 0591 0183
NECKERMANN	0000 0009 0016 0018 0026 0029 0030 0036 0038 0044 0051 0057 0056 0501 0532 0542 0586
NEI	0038 0041 0056 0532 0538 0586 0561
NEOVIA	0056 0088 0078 0077 0086
NESCO	0017 0052 0035
NETSAT	0057 0056
NEUFUNK	0056
NEW GOLDVISION	0049 0051 0006 0056 0016 0063
NEW WORLD	0508
NEWMAR	0006 0038
NEWORLD	0059 0041 0006 0056 0051
NEWTECH	0006 0040 0056 0507 0532
NEXIUS	0056 0080 0057
NICAMAGIC	0006 0009 0016 0019 0057 0036 0038 0049 0050 0051 0058 0056
NIKKAI	0056 0049 0006 0008 0021 0503 0504 0508 0532 0584 0586
NIKKEI	0057 0056 0049
NIKKO	0060 0056 0016
NISSAN	0053
NOBLEX	0024 0050 0033 0051
NOBLIKO	0006 0019 0233 0526
NOGAMATIC	0001 0003 0002 0010 0011 0012 0013 0014 0019 0028 0031 0037 0038 0040 0061 0067 0085 0090 0113 0574
NOKIA	0056 0049 0083 0035 0521 0147
NORDLAND	0038
NORDMENDE	0002 0010 0011 0012 0013 0037 0040 0063 0067 0056 0083 0057 0085 0501 0515 0527 0528 0532 0559 0570 0571 0574 0172
NORDTON	0025 0002 0033 0040 0044 0035 0056 0057
NORDVISION	0586
NORDWAY	0102
NORM N	0056
NORMEREL	0057
NORTEK	0056 0021
NORTON	0051
NORWAY	0102
NOVAK	0057 0056
NOVATRONIC	0051 0016 0049 0056 0050 0057
NUCLEAR	0057 0046 0056 0009
NU-TEC	0064
O GENERAL	0051 0024
OCEANIC	0009 0030 0002 0035 1110
OCTAL	0006
OCTAN	0000 0006 0016 0018 0025 0026 0046 0071 0073 0076 0078 0094 0097 0099 0057 0056 0105 0110
ODEON	0051 0049 0016 0056
OKANO	0051 0036 0046 0056 0542
OLMAL	0039 0056 0041 0049 0017 0038
OLYMPIA	0083
OLYMPIC	0051
OMEGA	0049 0041
ONCEAS	0051 0006
ONDIOLA	0056
ONIDA	0046
ONIEL	0051
ONWA	0041 0049 0539
OPENBOX	0204
OPERA	0057 0056
ORAVA	0038 0000 0056
ORBISAT	0006
ORBIT	0056 0532
ORIENT	0051
ORION	0005 0041 0049 0051 0059 0063 0056 0021 0057 0016 0038 0056
ORLINE	0057 0056
ORMOND	0056
OSAKI	0016 0056 0006 0041 0503 0504 0508 0540
OSIO	0007 0056 0041
OSO	0041 0508
OSUME	0057 0504 0519
OTF	0038 0016
OTHER LINE	0006 0056
OTTO VERSAND	0006 0009 0016 0017 0018 0026 0030 0032 0033 0038 0040 0045 0047 0048 0051 0054 0057 0056 0101 0106 0502 0517 0532 0559 0566 0567 0574 0586
OVP	0056
PACIFIC	0056
PACKARD BELL	0597
PAEL	0006 0014
PALLADIUM	0000 0009 0026 0036 0044 0051 0057 0056 0542
PALSONIK	0049 0006 0046 0041 0051
PANAMA	0006 0049 0057 0056 0503 0507
PANASHIBA	0051
PANASONIC	0026 0047 0075 0084 0002 0038 0106 0107 0108 0054 0114 0537 0569 0579 0580
PANAVISION	0056 0044 0049
PANAVOX	0006 0051 0056
PANDA	0047
PANK	0511 0517
PANORAMA	0006 0041 0051
PANORAMIC	0011
PATHE CINEMA	0542 0006 0039 0038
PATHE MARCONI	0527 0528 0570 0574 0001 0003 0002 0010 0011 0012 0013 0014 0019 0028 0031 0037 0038 0040 0061 0067 0085 0090 0113
PAUSA	0051 0507
PCM	0056
PEACOCK	0006 0016
PERDIO	0056 0504
PERFEKT	0056
PERSHIN	0014
PHILARMONIC	0006
PHILBIX	0038 0051 0056
PHILCO	0000 0024 0036 0051 0056 0038 0501 0526 0529
PHILIPS	0000 0006 0016 0018 0025 0026 0046 0071 0073 0076 0078 0094 0097 0099 0057 0056 0105 0110 0501 0513 0525 0526 0532 0542 0545 0559 0562 0586 0674 0124 0125 0126 0128 0132 0143
PHOCUS	1094
PHOENIX	0016 0056 0501 0532 0586
PHONOLA	0000 0006 0016 0018 0025 0026 0046 0071 0073 0076 0078 0094 0097 0099 0057 0056 0105 0110 0501 0532 0586
PIONEER	0057 0092 0093 0013 0046 0532 0132 0133 0574 0576 0586
PLANTRON	0051 0056 0049 0503 0532
PLASMATECH	0078
PLAYDOR	0049
PLAYSONIC	0006 0039 0000 0056
POLYTRON	0056
POP	0049 0013
POPPY	0051 0507
PORTLAND	0057 0056 0050 0616
POWERJPOINT	0057 0056
PRANDONI-PRINCE	0568 0057 0046 0056 0009
PRECISION	0006
PREMIER	0049
PRIMA	0006 0049 0507
PRINCESS	0057 0051
PRINSTON	0021
PRINZ	0529
PRO2	0503 0507 0509 0523 0529 0530 0538 0553 0556 0562 0571 0586 0591 0598 0599 0600 0601 0602 0603 0607 0643 1001 1073

PROCYON	0000 0006 0016 0018 0025 0026 0046 0071 0073 0076 0078 0094 0097 0099 0057 0056 0105 0110
PROFESSOR	0016
PROFEX	0051 0038 0507 0526
PROFILINE	0056
PROFILO	0016 0056
PROFITRONIC	0532 0057 0056
PROLINE	0044 0062 0052 0038 0057 0056 0504 0532
PROSONIC	0056 0509 0538 0556 0586 0616
PROTECH	0006 0016 0038 0049 0051 0057 0056 0503 0507 0233 0532 0561 0586
PROTON	0060
PROVIEW	0182
PROVISION	0051 0056 0057 0050 0049 0509 0586
PYE	0000 0006 0016 0018 0025 0026 0046 0071 0073 0076 0078 0094 0097 0099 0057 0056 0105 0110 0532 0538 0586
PYGMY	0000
PYMI	0507
QUADRIGA	0057
QUADRO	0056 0083
QUALCRAFT	0041
QUASAR	0019 0078 0039
QUEENFIDELITY	0006 0016 0050 0051 0052 0055 0056 0062 0063 0079 0081 0086 0087 0096 0057
QUELLE	0005 0007 0009 0012 0014 0015 0016 0006 0017 0019 0020 0024 0026 0028 0029 0033 0038 0040 0044 0045 0046 0047 0049 0051 0052 0054 0035 0057 0056 0100 0101 0102 0103 0105 0503 0510 0511 0512 0520 0532 0572 0586
QUESTA	0517 0033 0024
R. LINE	0057 0056 0532 0586
RADIALVA	0056 0050 0057
RADIOLA	0000 0006 0016 0018 0025 0026 0046 0071 0073 0076 0078 0094 0097 0099 0057 0056 0105 0110 0532 0586
RADIOMARELLI	0501 0568 0000 0051 0038 0016 0056
RADIONETTE	0002 0510 0512
RADIOSHACK	0060 0057 0056
RADIOTONE	0051 0016 0049 0056 0057 0036 0506 0532
RANK	0002 0044 0038
RBM	0511
RCA	0521
REALISTIC	0060
RECOR	0056 0057
RED STAR	0056
REDDER	0039 0033
REDIFFUSION	0002
REDO	0051 0050
REDPOINT	0061
REFLEX	0056 0057
REGENTE	0051
RELISYS	0078
RENDER	0081 0056
REVOX	0057 0056 0532 0586
REX	0025 0002 0033 0040 0044 0035 0056 0057 0503 0582
RFT	0041 0057 0040 0051 0000 0048 0501 0506
RHINEX	0064
RICONH	0057 0056
RITZ	0038
RM 2000	0056
ROADSTAR	0087 0051 0021 0057 0063 0083 0041 0056 0085 0503 0507 0508 0616
ROBOTRON	0501 0000
RODEX	0057 0056
ROSITA	0051
ROSNER	0006
ROWA	0051 0056 0006 0049
ROWSONIC	0006
ROYAL	0051 0049 0041 0056 0006 0021
RTF	0501
RUEFACH	0016 0051 0050 0049 0056
RUKOPIR	0057 0056
SABA	0001 0003 0010 0011 0012 0013 0016 0028 0031 0037 0040 0056 0063 0002 0501 0527 0528 0559 0568 0570 0571 0574 0616
SAINEL	0038
SAISHO	0009 0006 0005 0050 0039 0016 0049 0041 0503 0507 0518 0568
SAITO	0009 0030 0002 0035
SAIVOD	0057 0056
SAKAI	0006
SAKIO	0051 0050 0049
SAKURA	0051
SALORA	0002 0007 0008 0009 0020 0057 0030 0056 0038 0035 0521 0529 0549 0556 0567
SAMBERS	0039 0233 0526 0568 0586
SAMPO	0016
SAMSUNG	0004 0006 0007 0008 0036 0045 0049 0051 0052 0053 0056 0058 0059 0060 0070 0016 0077 0057 0102 0103 0115 0118 0119 0503 0504 0507 0520 0532 0127 0128 0129 0131 0132 0134 0542 0135 0546 0549 0554 0140 0146 0654 0168 0207
SAND	0057
SANDOR	0009 0030 0002 0035
SANDRA	0507 0006
SANSUI	0083 0051 0059 0057 0049 0063 0024 0056 0532 1017
SANWA	0000 0056 0006 0024 0033 0036 0052 0083 0102 0103
SANYO	0000 0056 0006 0024 0033 0036 0052 0083 0102 0103 0504 0505 0510 0512 0517 0519 0520 0521 0524 0526 0128 0130 0131 0542 0138 0571
SAR	0009 0056 0006
SATUM	0050 0051 0056 0036 0019
SAVE	0057 0056
SAVVILLE	0005 0041 0049 0051 0059 0063 0056 0021 0057
SBR	0000 0006 0016 0018 0025 0026 0046 0071 0073 0076 0078 0094 0097 0099 0057 0056 0105 0110 0525 0586
SCHAUB LORENZ	0016 0030 0036 0049 0050 0051 0053 0035 0080 0088 0063 0002 0056 0169 0170 0171 0509 0550 1071
SCHNEIDER	0000 0006 0016 0017 0018 0021 0025 0026 0035 0038 0041 0046 0051 0056 0057 0059 0071 0073 0076 0078 0083 0094 0097 0099 0105 0110 0508 0532 0538 0574 0586 0616
Scope	0161 0162
SCOTLAND	0006 0009 0016 0019 0057 0036 0038 0049 0050 0051 0058 0056
SCOTT	0060 0071
SEARS	0000 0056 0006 0024 0033 0036 0052 0083 0102 0103
SEAWAY	0056
SEDIP	0006 0039 0038
SEELVER	0057 0056
SEG	0016 0006 0057 0041 0049 0051 0056 0083 0038 0503 0507 0233 0517 0526 0586
SEI	0000 0035 0041 0044 0051 0056 0057
SEI SINUDYNE	0501 0233 0568
SEIGA	0000 0056 0005 0015 0024 0033 0038 0050 0051 0060 0057 0109
SEIKO	0050
SELECO	0025 0002 0033 0040 0044 0035 0056 0057 0517 0582
SELECT	0056
SENCORA	0051 0507
SENDAY	0056
SENTRA	0041 0034 0584
SET	0056
SETRON	0051
SHARP	0006 0024 0033 0048 0502 0517 0519 0130 0137 0147 0592
SHINTOSHI	0056 0057
SHIVAKI	0048 0057 0056 0038 0016
SHIWAN	0059 0041 0006 0056 0051
SHNIED	0049
SHOV	0051 0049 0056 0006
SIAREM	0000 0501 0233 0568
SICANTIC	0002 0007 0008 0009 0006 0020 0057 0030 0035
SICE	0101
SIDEC	0038
SIEL	0038
SIEMENS	0015 0026 0056 0101 0519
SIENWAY	0566
SIERA	0532 0057 0056
SIESTA	0102 0016
SILVA	0024 0051 0006 0046 0049 0056
SILVER	0024 0041 0056 0057 0049 0517
SIMATEC	0005 0041 0049 0051 0059 0063 0056 0021 0057
SIMTEL	0016 0041 0049 0018
SINGER	0051 0000 0056 0006 0016 0057 0501 0233 0607
SINOTECH	0049 0064 0021
SINUDYNE	0000 0035 0041 0044 0051 0056 0057 0501 0233 0509 0518 0586
SKANTIC	0002 0007 0008 0009 0006 0020 0057 0030 0035
SKAY	0057 0056
SKY LINE	0021 0006
SKYMASTER	0510
SKYWORTH	0607 0160
SLAVA	0006
SLIDING	0056 0078 0087 0057 0081
SMARAGD	0061
SMR	0056
SOLAVOX	0008 0038 0548
SOMBER	0000 0014 0016 0039 0057 0038
SONICX	0056
SONIKO	0057 0056
SONITRON	0006 0000 0505 0521
SONNECLAIR	0057 0056
SONOKO	0049 0051 0006 0056 0016 0063 0503 0507 0532 0586 0616
SONOLOR	0505
SONORO	0051 0049 0016 0056
SONTEC	0051 0102 0056 0017 0532 0586
SONY	0005 0024 0056 0077 0029 0105 0504 0507 0517 0519 0520 0129 0130 0131 0136 0555 0571 0149 0421
SOUND COLOR	0057 0049 0056 0063 0021
SOUND DESIGN	0060
SOUND&VISION	0056 0041 0508 0233
SOUNDMASTER	0051
SOUNDWAVE	0049 0056 0532 0694
SOUTHERN CROSS	0098
SOWTECH	0102
SPARKLE	0056
SPECTRA	0049 0056 0050
SPECTRUM	0060
SPORT GENEXXA	0006 0009 0016 0019 0057 0036 0038 0049 0050 0051 0058 0056
SSANGYONG	0004 0006 0007 0008 0036 0045 0049 0051 0052 0053 0056 0058 0059 0060 0070 0016 0077 0057 0102 0103 0115 0118
SSS	0051 0063 0095 0056 0024 0104 0049 0038
STAG	0059 0041 0006 0056 0051
STANDARD	0051 0006 0041 0056 0016 0507 0508 0532 0616
STAR	0056
STARLIGHT	0586
STARLINE	0056
STARLITE	0049 0051 0016
STARLUX	0051 0056 0006
START	0056
STASSFURT	0041 0057 0040 0051 0000 0048
STERLING	0057 0056
STERN	0025 0002 0033 0040 0044 0035 0056 0057 0582
STRATO	0057 0056 0049
STT SONIG	0016
STVI	0038 0006
SUNIC LINE	0056
SUNKAI	0056 0061 0507
SUNSTAR	0049 0051 0056
SUNWATT	0016
SUNWOOD	0056 0051 0507 0532
SUPERLA	0038
SUPERSONIC	0059 0056 0051 0049
SUPERTECH	0051 0056 0041 0087
SUPERTONE	0006 0039 0038
SUPRA	0051 0050 0049 0060 0006 0507
SUPREME	0019
SUSUMU	0508
SUTRON	0051 0507
SVA	0064
SYC LINE	0006 0051
SYDNEY	0006
SYSLINE	0057 0056 0586
SYTEL	0038 0051 0056
TADISTAR	0041
TAISHO	0038
TAKARA	0056
TALITA	0000 0014 0016 0039 0057 0038
TANDBERG	0000 0011 0012 0044 0035 0582
TANDY	0009 0006 0041 0502 0504 0508
TARGA	0591 1071 1072 1081
TASHIKO	0517 0525 0536
TASTER	0016 0049 0041
TATUNG	0006 0016 0052 0005 0040 0056 0504 0532 0568 0586
TAUTO	0056
TCL	0064
TCM	0057 0503 0507 0529 0538 0553 0556 0562 0571 0586 0591 0598 0599 0600 0601 0602 0603 0607 0643 0180 1121 1073 1080
TDA	0063
TEAC/TEAK	0097 0059 0064 0035 0051 0016 0056
TEC	0016 0006 0017 0018 0021 0025 0002 0057 0035 0050 0051 0056 0038 0507
TECCO	0011 0006 0051
TECHLINE	0056 0057
TECHNEMA	0006 0009 0016 0019 0057 0036 0038 0049 0050 0051 0058 0056
TECHNICAL	0056
TECHNICS	0051 0054 0047
TECHNIKA	0041 0051
TECHNILAND	0046
TECHNISAT	0057 0056
TECHNISSON	0063
TECHNOL	0051 0050 0006 0056 0059 0049
TECHWOOD	0056 0083
TECNIMAGEN	0057
TECNISON	0016 0006 0051
TECO	0035 0041 0049 0051 0056 0083 0057 0111
TEDELEX	0038 0051 0016 0046 0006 0064 0056
TEINEL SA	0038
TEKNANT	0056 0051
TEKNIKA	0098
TEKON	0053 0051
TELEAVIA	0001 0003 0002 0010 0011 0012 0013 0014 0019 0028 0031 0037 0038 0040 0061 0067 0085 0090 0113 0527 0559 0570 0574
TELECHROM	0056
TELECOR	0057 0056
TELEFAX	0051
TELEFUNKEN	0001 0011 0012 0013 0016 0021 0028 0037 0040 0057 0056 0531 0532 0533 0132 0133 0552 0554 0559 0570 0571 0574 0583 0594
TELEFUSION	0057 0056
TELEGAZI	0057 0056
TELEKTRON	0051
TELEMASTER	0056
TELEMEISTER	0057
TELEOPTA	0051
TELEPAC	0051
TELEPOINT	0056
TELESONIC	0056
TELESTAR	0051 0049 0016 0046 0056
TELESYSTEM	0056 0057
TELETECH	0056 0051 0057 0507 0561 0586
TELETON	0006 0025 0002 0009 0024 0582
TELEVIEW	0057 0056
TELRA	0016 0056

TEMPEST	0057 0056 0006 0051 0041
TENNESSEE	0057 0056
TENSAI	0006 0016 0041 0046 0050 0051 0057 0058 0056 0038 0508 0512 0532
TENSON	0051
TESLA	0000 0038 0016 0056 0041 0039 0057
TESLA SLOW	0000 0038 0016 0056 0041 0039 0057
TESMET	0532
TETRAN	0038
TEVION	0057 0063 0056 0532
TEXET	0006
TF	0185 0186 0187 0188 0123 0189 0402 0482
THOMAS	0059
THOMSON	0001 0003 0002 0010 0011 0012 0013 0014 0019 0028 0031 0037 0038 0040 0061 0067 0085 0090 0113 0527 0528 0531 0532 0533 0552 0559 0570 0571 0574 0583 0589 0591 0616 0173 0166 0167
THORN	0001 0037 0039 0040 0046 0056 0049 0504 0512 0534 0559 0571 0584 0586
TIME	0056
TMK	0060
TOBISHI	0041 0051 0053 0006 0049
TOBO	0049 0051
TOKAI	0051 0049 0057 0056 0504 0532
TOKIWA	0051 0049 0057 0056
TOKO	0056
TOKYO	0053
TOMASHI	0059 0041 0006 0056 0051 0566
TOMITA	0006
TOP VISION	0038 0056
TOPSHOW	0064 0049
TORRE	0001 0003 0002 0010 0011 0012 0013 0014 0019 0028 0031 0037 0038 0040 0061 0067 0085 0090 0113
TOSHIBA	0056 0033 0034 0045 0063 0083 0511 0517 0130 0541 0136 0139 0564 0141 0142 0144 0584 0593 1017
TOWADA	0038
TRANS CONT.	0087 0057 0078 0056
TRANSONIC	0097 0049 0056
TREVI	0024 0051 0038
TRIAD	0057 0039 0056 0016
TRIDENT	0006
TRILUX	0057
TRISTAR	0016 0041
TRIUMPH	0057 0056 0541 0568
TRIVISION	0051
TSOSHI	0059 0041 0006 0056 0051
TTR	0056
TV STAR	0038
TVD	0056
UHER	0025 0056 0018 0057 0009 0526 0532 0582
ULTRAVISION	0039
ULTRAVOX	0050 0006 0056 0017 0032 0016 0000 0501 0233 0145
UNIC RADIO	0006 0038 0102
UNIMOR	0102 0056 0025
UNITED	0083 0063 0102 0023 0021 0056 0586
UNITED QUICK STAR	0616
UNITRONIC	0051
UNIVERSUM	0005 0007 0009 0012 0014 0015 0016 0006 0017 0019 0020 0024 0026 0028 0029 0033 0038 0040 0044 0045 0046 0047 0049 0051 0052 0054 0035 0057 0056 0100 0101 0102 0103 0105 0503 0510 0512 0532 0542 0552 0558 0202 0586
UNIVOX	0000 0039 0038 0057
UNK	0063 0052 0038 0056
URANYA	0050 0051 0056 0036 0019 0039
UTAX	0006 0051
VANGUARD	0006 0009 0051
VASILINEC	0051
VECO	0051 0016
VENTANA	0056
VESTEL	0009 0038 0083 0057 0056 0532 0542 0548 0553 0556 0586 0596 0132 0214 0215
VEXA	0051 0006 0056 0507 0586
VICEROY	0006 0049
VICTOR	0517 0532
VIDECON	0016
VIDEO SYSTEM	0532
VIDEOCON	0179
VIDEOL OGIQUE	0508
VIDEOLOGIC	0041 0006 0049
VIDEOMAC	0006 0049
VIDEON	0056
VIDEOSAT	0017
VIDEOSYSTEM	0056 0057
VIDEOTON	0056 0006 0016 0030 0046 0083 0057 0038
VIDESON	0038
VIDIKRON	0051
VIDION	0051
VIDITAL	0049
VISIOLA	0006 0039 0038
VISION	0532 0056 0051 0057 0049
VISION MAGIC	0081
VISOREX	0550
VISTA	0001 0037 0039 0040 0046 0056 0049
VIVAX LCD	1180 1181 1182
VIVAX	1183 1184 1185
VIZIO	0213
VORTEC	0023 0057 0056 0532 0586
VOXSON	0000 0019 0049 0501 0526 0532
VSM	0031
WALKIE	0044 0025
WALKVISION	0056
WALTHAM	0056 0006 0016 0030 0046 0083 0057 0038
WATSON	0016 0057 0041 0049 0051 0056 0532 0132 0586
WATT RADIO	0036 0006 0056 0051 0102 0233
WEBER	0051 0017 0041 0049
WEGA	0501 0517
WEGA VISION	0024 0000
WEGAVOX	0051 0046 0049 0057 0021 0056
WELLINGTON	0056
WELLTECH	0063
WELTBLICK	0532 0586 0057 0056 0087
WESTON	0057
WESTWOOD	0056 0057
WHARFEDALE	0057
WHITE WESTINGHOUSE	0233 0526 0586 0006 0009 0019 0025 0036 0044 0049 0051 0057 0056 0103 0038
WILSON	0056
WINDSOR	0056
WINDSTAR	0001 0037 0039 0040 0046 0056 0049
WINDY SAM	0057
WINNER	0051
WINSTON	0056
WINTERNITZ	0051 0050
WORLD TECH	0056
WORLDVIEW	0056 0051 0059 0016
WOV	0086
XCELLENT	0056
XONYCS	0056
XRIPTON	0056 0057
YAKUMO	1077
YAMISHI	0051 0057 0059
YAMO	0041
YINHE	0175
YOCAN	0057
YOKO	0051 0034 0049 0006 0011 0057 0050 0017 0041 0056 0038 0503 0507 0508 0532 0586
YORX	0508 0041
YOSHITA	0056
YOTAKA	0056
YUMATU	0049 0051 0016
ZAMPA	0002
ZANELA	0048
ZANUSSI	0025 0002 0033 0040 0044 0035 0056 0057 0582
ZOPPAS	0025 0002 0033 0040 0044 0035 0056 0057

DVR

ASPIRE	1039
BLUE NOVA INTERNATIONAL	1084
COBY	1084
CYBERMAXX	1002 1046 1100
CYTRON	1002 1046 1100
DENVER	1084
ELTAX	1084
EMERSON	1088
GO-VIOEO	0703 1090 1091
HB	1110
HITACHI	0705
ILO	1046
JVC	1089
LIFETEC	1002 1046 1100
LITEON	1046 1090
LUMATRON	1084
MAGNAVOX	1060 1061
MEDION	1002 1046 1100
MICROMAXX	1002 1046 1100
MICROSTAR	1002 1046 1100
MUSTEK	0703
OCEANIC	1110
PACKARD BELL	1029 1085
PHILIPS	1060 1061 1124 1105
PHOCUS	1093
PRO2	1002 1046 1100
PROVISION	1084
SAMPO	1084
SCHAUB LORENZ	1110
SHARP	1087
SONY	1066 1067 1068
TANGENT	1084
TARGA	1046 1118
TELEDEVICE	1084
TEVION	0999 1002 1046 1095 1100
THOMSON	0689
TINY	1084
TOSHIBA	0690 1057 1117
TRANS-CONTINENTS	1084
YAMAHA	1060 1061

DVD/BD

Blu-ray Disc/HD

Denon	1186
Insignia	1187,1188,1189
Integra	1190
LG	1191
Magnavox	1187
Marantz	1192,1193
NAD	1194
Olevia	1195
Onkyo	1190
Oppo	1196
Panasonic	1197
Philips	1198,1199
Pioneer	1200,1201
Samsung	1202
Sharp	1203
Sony	1204
Sylvania	1187
Viore	1205
Vizio	1206
Yamaha	1207

DVD player

ACCOUSTIC SOLUTIONS	0680 0703
AEG	0670 1001
AIRIS	0687
AIWA	0698 0703
AKAI	0670 0680 0694 0702 1001
ALBA	0680 0681 0687 0701 0704
ALL-TEL	0670
AMES	0703
AMSTRAD	0680
AMW	1086
ANABA	1048
ANSONIC	0686
APEX	0687 0704 0707 1018 1037 1106
ASPIRE	1039
AUDIOSONIC	0702 1092
AUDIOVOX	1031
AXION	1031
B & K	1059
BAIER	0679
BAZE	0687
BEKO	1094
BLACK DIAMOND	0680
BLAUPUNKT	0704
BLU RAY	0451 0440
BLUE NOVA INTERNATIONAL	1084
BLUE SKY	0680 0687
BOMAN	0681 1001
BRANDT	0689 0690
BRITANIA	0450
BROKSONIC	1017 1053
BUSH	0680 0686 0701 0702 0704
CONTEL	1001
CAMBRIDGE	0697
CELESTIAL	0687
CENTREX	0687
CENTRIOS	1023 1041 1042
CENTRON	1023
CENTRUM	0680 1019 1020
CINETEC	0680
CLASSIC	0703
CLATRONIC	0687 1001
COBY	0669 0687 1013 1035 1036 1084
CONTEL	0442
CRITERION	0677
CROWN	0702
CURTIS	1036 1038
CYBERCOM	0667 0671 0673 0674 0676 0677 0682 0686 0688 0695 1023 1021
CYBERHOME	1065 1101
CYBERLINK	1116
CYBERMAXX	0667 0671 0673 0674 0675 0676 0677 0682 0686 0688 0695 1000 1001 1002 1003 1004 1005 1006 1007 1008 1009 1021 1023 1046 1120 1096 1097 1098 1099 1100
CYBERVISION	0446
CYTRON	0667 0671 0673 0674 0675 0676 0677 0682 0686 0688 0695 0700 1000 1001 1002 1003 1004 1005 1006 1007 1008 1009 1021 1023 1046 1120 1096 1097 1098 1099 1100
DAEWOO	0683 0684 0685 0700
DANSAI	0681
DCE	0686
DENON	0455
DENVER	0701 1001 1084
DENZEL	0709
DESAY	1045
DIGIFRAME	1027
DIGIHOME	0680
DIGITOR	0702
DIGITREX	0687
DIGIX	1049
DIK	0686
DISNEY	0674
DiViDo	0700
DIVX	1023
DK DIGITAL	0686
DMTECH	0670 0681
DRAGON SYSTEMS	0686
DUAL	0667 0670 0671 0673 0675 0676 0677 0680 0682 0686 0688 0695 0703 0709 1043 1064
DURABRAND	0670 0686 1108 1109 1107
ELTA	0670 0691 0702 1001
ELTAX	1084
EMERSON	0674 0700 1088
Energy Sistem	0428 0430 0434 0435 0436
ENZER	0709
ESA	1043
EUROLINE	1001
FARENHEIT	1047
FINLUX	0681 0687
FINTEC	0680
FISHER	0699
FUNAI	0674
GO-VIDEO	0673 0681 0692 0703 1090 1091
GE	0704
GERICOM	1094
GOLDSTAR	1056
GOODMANS	0670 0680 0681 0702
Gowell	0429
GPX	1012

GRADIENTE	0448 0449
GRAETZ	0709
GRAN PRIX	0686
GRANDIN	0687
GRUNDIG	0670 0680 0697 0699 0700
H&B	0680
HANSEATIC	0670 0681
HARMON/KARDON	0712
HB	1110
HCM	1001
HD DVD	0451
HE	0703
HITACHI	0408 0409 0413 0419 0680 0692 0693 0705 0709
HITEKER	0687
HOHER	0686
HOME ELECTRONICS	0703
HOMITA	1024 1025 1026 1027
HOYO	0709
HYUNDAI	0681
ILO	1046
INITIAL	0704
INTEGRA	0696
INTERTRONIC	1000 1001
JATON	0709
JBL	0712
JDB	0703
JVC	0690 0717 1051 1089
JWIN	1106 1102
KARCHER	0681
KAWASHI	0670
KENDO	0680 0686
KENNEX	0680
KENWOOD	0710
KISS	0709
KLH	0704
KONKA	1010 1011
KOSS	0688
LAWSON	0700
LECSON	0697
LENCO	0680 0686 0444
LENOXX	1022 0702
LG	0411 0421 0452 0453 1056
LIFE	0695 1120
LIFETEC	0667 0671 0673 0674 0675 0676 0677 0682 0686 0688 0695 1000 1001 1002 1003 1004 1005 1006 1007 1008 1009 1021 1023 1046 1120 1096 1097 1098 1099 1100
LINN	0672
LITEON	1046 1063 1090
LODOS	0680
LOGIX	0681 0700
LUMATRON	0669 0676 0680 0700 0703 1084
LUXMAN	0692
LUXOR	0680 0703
MAGNAVOX	0680 0690 1060 1061 1062
MANHATTAN	0680 0700
MARANTZ	0690 1062 1104
MARK	0680
MATSUI	0680 0687
MAXDORF	1001
MAXIM	0668 0680
MBO	0702 0703 0713
MEDION	0667 0671 0673 0674 0675 0676 0677 0681 0682 0686 0688 0695 0453 1000 1001 1002 1003 1004 1005 1006 1007 1008 1009 1021 1023 1046 1118 1119 1120 1096 1097 1098 1099 1100
MEMOREX	0674 0686 1017
MERIDIAN	0690
METZ	0680 0693
MICROMAXX	0667 0671 0673 0674 0675 0676 0677 0682 0686 0688 0695 1000 1001 1002 1003 1004 1005 1006 1007 1008 1009 1021 1023 1046 1120 1096 1097 1098 1099 1100
MICROSOFT	0716
MICROSTAR	0667 0671 0673 0674 0675 0676 0677 0682 0686 0688 0695 1000 1001 1002 1003 1004 1005 1006 1007 1008 1009 1021 1023 1046 1120 1096 1097 1098 1099 1100
MINATO	0679
MINERVA	0700
MINTEK	0704
MIRROR	0679
MITSUBISHI	0680
MONYKA	0709
MTLOGIC	1092
MUSTEK	0703
MYSTRAL	0686
NAD	0711
NAKAMICHI	0715
NEUFUNK	0709
NEVIR	0686
NEXXTECH	1023 1041 1042 1043 0442
NORCENT	0669 1033 1034 1036 1063
NORDMENDE	0686
NORIKO	0679
OCEANIC	1110
OKANO	0679 0690
OMNI	0702
ONKYO	0696
OPTIMUS	0693
ORION	1017
PACIFIC	0670 0680 0686
PACKARD BELL	1028 1029 1116 1085
PALSONIC	0687
PANASONIC	0412 0718 1055
PANDA	0681
PHILCO	0447
PHILIPS	0403 0407 0416 0420 0674 0690 0445 1060 1061 1062 1124 1123 1105
PHOCUS	1093 1094
PHONOTREND	1013
PIONEER	0404 0693 1054 1058
POLAROID	1037 1044
PORTLAND	0702
PRINZ	0686
PRO2	0667 0671 0673 0674 0675 0676 0677 0682 0686 0688 0695 1000 1001 1002 1003 1004 1005 1006 1007 1008 1009 1021 1023 1046 1096 1097 1098 1099 1100
PROLINE	0670 0687 0697 0714
PROSCAN	0716
PROSON	0680
PROSONIC	0669 0679
PROVISION	0701 1084
QUARTEK	1103
RAITE	0709
RCA	0704 0716
REDSTAR	1001
RELISYS	1002
ROADSTAR	0680 0702 0703
RONIN	0714
ROWA	0704
SABA	0689
SAIVOD	0686
SAMPO	1002 1084
SAMSUNG	0413 0418 0673 0692 1016 1050
Samwin	0424 0425 0426
SANSUI	1017
SANYO	0414 0670 0680 0699
SCAN	0700
SCHAUB LORENZ	1001 1110
SCHNEIDER	0670 0680 0681 0682 0686 0700 1001
SCHWAIGER	0679
SCOTT	0687
SEG	0680 0709
SHARP	0406 0415 0680 0711 0451 1087
SHERWOOD	0708
SHINCO	0704
SHINSONIC	0704
SILVA	1001
SILVA SCHNEIDER	0686
SILVERCREST	1114 1113 1112 1111
SINGER	0702
SKYMASTER	0405 0423 0702 0703
SM	0431 0432 0433 0437
SM ELECTRONIC	0702 0703
SMART	0680 0700
SONY	0410 0417 0719 1066 1067 1068
SOUNDSTORM	0667
SOUNDWAVE	0681
STRONG	0680
SUNGALE	1040
SUPERVISION	0702 0703
SVA	0679
SYLVANIA	0674
TANDBERG	0680
TANGENT	1084
TARGA	1046 1056 1118 1115
TCM	0667 0670 0671 0673 0674 0675 0676 0677 0682 0686 0688 0695 1021 1023 1121
TEAC	0670 0693 0704
TECHNICS	0716
TECHNIKA	0686
TECHWOOD	0680 0711
TECO	1002
TEDELEX	0702
TELEDEVICE	1084
TELEFUNKEN	0670 1001
TELETECH	0680
TENSAI	0702
TERAPIN	1032
TEVION	0549 0667 0671 0673 0674 0676 0677 0682 0686 0688 0695 0999 1001 1002 1003 1004 1005 1006 1007 1008 1009 1014 1015 1021 1023 1046 1052 1094 1095 1096 1097 1098 1099 1100
THETA DIGITAL	0693
THOMSON	0689 0716
TINY	1084
TOKAI	0709 1001
TOKIWA	0700
TOSHIBA	0407 0422 0690 1017 1057 1117 1122
TRANS-CONTINENTS	0686 1084
TRANSONIC	0687
TREDEX	1030
TRUTECH	1101
TV project	0438
UMAX	0702
UNITED	0670 0678 0687 1001
UNIVERSUM	0670 0680
Uptek	0439
VENTURER	0670
VESTEL	0680 0441
VIETA	0700
VOXSON	0686 0702 0703
WALKVISION	0704
WELKIN	0686
WESTAR	0680
WHARFEDALE	0679 0697 0700
WILSON	0686
X-BOX	0716
XENIUS	0688
XMS	1001
YAKUMO	0687 1106
YAMAHA	0706 0443 1060 1061
YAMAKAWA	0702 0709 0714
Yudafu	0427
YUKAI	0703

BD

AMSTRAD	0812
ARCON	1138
BSKYB	0812
CYBERCOM	0730 0788
CYBERMAXX	0730 0788 0873 1046 1125 1100
CYTRON	0458 0788 0873 1125 1100
DIGIFUSION	0875
DUAL	0730 0788
ECHOSTAR	0882
FORTEC STAR	0761
HUMAX	0878
HYUNDAI	0774
ILO	1046
LASAT	1148
LIFESAT	0730 0788
LIFETEC	0730 0788 0873 1046 1125 1100
LITEON	1046
MEDION	0730 0788 0873 1167 1046 1125 1118 1100
MICROMAXX	0730 0788 0873 1046 1125 1100
MICROSTAR	0730 0788 0873 1046 1100 0275
MORETV	0873 1167 1125
PACE	0752 0812
PACKARD BELL	1085
PHILIPS	0614 1124
PHOCUS	1093
PINNACLE	0879
PRO2	0730 0788 0873 1046 1125 1100
SAGEM	1137
SCHWAIGER	0788 1145 1127
SIEMENS	1148
SKARDIN	1150
SKY DIGITAL	0812
SKY+	0812
SKYMASTER	0782 1149 1150 1155
SM ELECTRONIC	0782 1149 1150 1155
SONY	0545 1066 1068
TARGA	1118
TCM	0730 0788
TEVION	0730 0788 0873 0999 1046 1125 1095 1100
THOMSON	0614 0663 0798
TIVO	0614
TONBURY	1149
TOPFIELD	0782
TOSHIBA	1117

CBL/SAT
SAT

253	0296
441400	0236
703019	0324
(Re)playBOX	0302
441250	0303
441408	0237
505/90004228	0254
AccessBOX	0297
ADECQ	0369
ALBA	0720 0722 0784 0818
ALDES	0723 0724
ALLSAT	0758
ALLSONIC	0723
AlterBOX	0329 0341
AMPERE	0729
AMSTRAD	0806 0812
ANKARO	0723
ANTTRON	0720 0722
APOLLO	0720
ARCON	0729 1146 1147 1138
ARENA	0346
ARION	0354
ASTON	0721 0839
ASTRA	0380 0388 0733 0734
ASTRO	0379 0388 0722 0724 0739 0822
AUDIOTON	0722 0758
AURORA	0845
AUSTAR	0845 0872 0367 0368
Austar Digital	0257 0258
AXIS	0734 0755
BEST	0465
BLAUPUNKT	0739
BRAIN WAVE	0744 1126
BRANDT	0820 0825
BSKYB	0812
BT SATELLITE	0825
BUSH	0784 0818
CANAL SATELLITE	0822
CANAL+	0822
CHAPARRAL	0783
CHESS	0810 0833
CITYCOM	0784 0870
CLATRONIC	0744
CNT	0724
COMAG	0762 0349 0353 0363
COMMLINK	0723
COMTECH	0755
CONDOR	0870
CONNEXIONS	0738 0753
CONRAD	0870
CONTEC	0755
COSAT	0758
CSN	0335
CYBERCOM	0730 0742 0778 0786 0788 0820 0833 0834 0857
CYBERMAXX	0730 0742 0768 0778 0786 0788 0800 0820 0833 0834 0857 0873 0877 1133 1132 1125
CYTRON	0730 0742 0768 0778 0786 0788 0800 0820 0833 0834 0857 0873 0877 1133 1132 1125

DAERYUNG	0738
D-BOX	0355
DECCA	0756
DEW	0755
DIAMOND	0757
DIGIALITY	0870
DIGITAL BOX	0216 0217 0218 0219 0220 0221 0222
DIGITAL M SERIE	0359
DirectBOX3	0321
DISKXPRESS	0753
DITRISTRAD	0758
DNT	0738
Dr.HD	0199 0200 0201 0202 0203
DRAKE	0814
DStv	0845
Dti 1000 (Thomson)	0309
DUAL	0730 0778 0786 0788 0820 0833 0834
Dualis	0301
DualisBOX	0319
DualstreamBOX	0328
DVICO	0212
DVR01/EH-M1	0333
E177/SM-013	0243
easy 2 / Prem 3	0317 0318
ECHOSTAR	0759 0760 0770 0829 0830 0831 0832 0833 0870 0881 0882
EINHELL	0720 0723
ELEKTA	0724
ELLIES	0259 0260
ELTA	0720 0758
EMANON	0720
EMGETON	0209 0210 0211
EMME ESSE	0784
EMTECH	1152
Energy Sistem	0264
ENIGMA	0358
EP SAT	0718 0784
E-TEK	1134
EUROPHON	0870
EUROSKY	0385 0388 0870
EUROSTAR	0738
EUSTON	0193 0194 0195 0196 0197 0198
EVA	0835 0836
EXATOR	0720 0722
FERGUSON	0763 0764 0784 0846
FINLANDIA	0784
FINLUX	0766 0769 0784 0849
FINNSAT	0755 0846
FORCE	0800 0828
FORTEC STAR	0761
FOXTEL	0845
Foxtel IQ	0256
FRACARRO	0818
FREEBOX	0340
FREECOM	0720 0776
FTE	0729
FUBA	0720 0733 0738 0739 0769 0346
FUNTACH	0834
GALAXIS	0723 0734 0755 0758 0768 0800 0845 0857
GLOBECAST	1135
Golden Interstar	0205
GOLDSTAR	0776
GOODING	0772
GOODMANS	0784
GRANVISION	0350 0351
GROTHUSEN	0720 0776
GRUNDIG	0398 0399 0722 0738 0739 0772 0780 0784 0845
GS	0206
HANDAN	0810
HANTOR	0720 0744
HANURI	0724
HB	1152
HD	0334
HD80-2T	0315
HEAD	0361
HELIOCOM	0729
HIRSCHMANN	0739 0775 0793 0810 0815 1161 1155
HISAWA	0744
HITACHI	0784 0802
HOMECAST	0346 0347
HOUSTON	0758
HUMAX	0773 0790 0360 0365 0366
HUTH	0723 0725 0744 0758
Hysis	0299 0300
HYUNDAI	0774
IMPERIAL	0818
INNOVATION	0778 0786 0833 0834
INTERVISION	0758
IRDETO	0845
ITD(Sagem)	0311 0323
ITT/NOKIA	0753 0784 0802
JACKTOP	0192
JOHANSSON	0744
JSR	0758
JVC	0772
KATHREIN	0383 0393 0739 0783 0345 0848 0856 0867 0208
KOSMOS	0722 0776
KREISELMEYER	0739
KYOSTAR	0720
LASAT	0724 0820 1148
LENCO	0720 0776
LENG	0744
LENNOX	0758
LG	0381 0394 0776
Liberty	0322
LIFESAT	0382 0384 0385 0386 0387 0730 0742 0778 0786 0788 0820 0833 0834 0857
LIFETEC	0382 0384 0730 0742 0768 0778 0786 0788 0800 0820 0833 0834 0857 0873 0877 1133 1132 1125
LORRAINE	0776
LUXOR	0802
MACAB	0846
MANHATTAN	0724 0728 0758 0784 0814
MARMITEK	0871
MASCOM	0724
MASPRO	0772 0783 0784 0815
MATSUI	0772 0825
MBOX	0742
MEDIABOX	0822
MEDIASAT	0734 0822
MEDION	0382 0384 0385 0730 0742 0768 0778 0786 0788 0800 0820 0833 0834 0857 0364 0873 0877 1167 1133 1132 1125
METRONIC	0378 0379 0389 0720 0722 0723 0724 0826 0852 0853 0854 0868
METZ	0739
MICROMAXX	0730 0742 0768 0778 0786 0788 0800 0820 0833 0834 0857 0873 0877 1133 1132 1125
MICROSTAR	0730 0742 0768 0778 0786 0788 0800 0820 0833 0834 0857 0873 0877 1133 1132 1125
MINERVA	0739 0772
MITSUBISHI	0739 0784 0825
MORETV	0730 0873 1167 1125
MORGAN SYDNEY	0851
MORGANS	0851
MULTICHOICE	0845
MULTITEC	0833 0834
MURATTO	0737 0776
NAVEX	0744
NEC	0785
NEOM	0339
NetboxHD	0330
NEUF	0337
NEXTWAVE	0726
NMEUHAUS	0734 0758
NOKIA	0753 0784 0806 0819
NOMEX	0859
NORDMENDE	0720 0724 0763 0784 0846
NOVIS	0744
OCEANIC	0757
OCTAGON	0720 0722 0755
OPENBOX	0204
OPTEX	0758 0880 0338
OPTUS	0845
ORANGE	0336
ORBITECH	0720
OSAT	0722
OTTO VERSAND	0739
Ouralis Ev 2	0298
PACE	0739 0784 0796 0812 0816 0856
PACIFIC	0757
PALCOM	0733
PALLADIUM	0772
PALTEC	0733
PANASONIC	0784 0807
PANDA	0784
PANTECH	0837
PBI	1133
PHILIPS	0397 0399 0400 0736 0754 0755 0772 0778 0780 0784 0789 0808 0817 0822 0825 0847 0854
PHOENIX	0755
PHONOTREND	0723 0758
PINNACLE	0879
PIONEER	0398 0822
Player	0325
Plug-in	0313 0327
POLSAT	0846
PREDKI	0744
PREMIER	0822
Premier 2	0314
PREMIERE	0742 0758 0807 0822
PREMIUMX	1129
PRIESNER	0745
PRO2	0730 0742 0768 0778 0786 0788 0800 0820 0833 0834 0873 0877 1133 1132 1125
PROMAX	0784
PROSAT	0723 0818
PROTEK	0757
PROVISION	0724
QUADRAL	0723
QUELLE	0739
QUIERO	0846
RADIX	0738 0868
RAINBOW	0722
REDPOINT	0734
RFT	0723
RT850S : ORT8800	0312
SAB	1140 1141 1138 1139 1132
SABA	0724 0763 0782 0808 0813 0818 0823 0824 0825 0826
SABRE	0784
SAGEM	0846 0876
Sagem TNTSAT	0331
SAKURA	0755
SALORA	0785 0796
SAMSUNG	0378 0391 0395 0396 0720 0731 0207
SAT	0737
SATCOM	0870
SATEC	0784
SATPARTNER	0720 0722 0724 0744 0776
SCHAUB LORENZ	1152 1141
SCHNEIDER	0754 0786 0833 0834
SCHWAIGER	0382 0385 0386 0387 0388 0725 0732 0735 0740 0784 0788 0820 0826 0827 0828 0834 0855 0867 1160 1145 1141 1128 1127
SEEMANN	0734 0738
SEG	0720 0744 0806 0867 0869
SELECO	0758
SEZAM 7700	0190
SEZAM 7900	0191
SILVA	0776
Single	0307
SKARDIN	0734 0833 1150
SKY DIGITAL	0812
SKY+	0812
SKYMASTER	0120 0121 0265 0266 0267 0268 0269 0270 0271 0272 0273 0274 0275 0276 0277 0278 0279 0280 0281 0282 0283 0284 0285 0286 0287 0288 0289 0290 0291 0292 0293 0294 0295 0723 0782 0810 0833 0834 0835 0836 0837 0838 1149 1150 1151 1152 1134 1133 0379 0382 0384 0386 0387 0389 0390 0392 0374 0239 0240 0241 0242 0255 0238 0244 0245 0246 0247 0248 0249 0250 0251 0252 0253
SKYVISION	0758
SM	0240 0241 0242 0255 0238 0248
SM ELECTRONIC	0723 0782 0810 0833 0834 0835 0836 0837 0838 0374 1149 1150 1151 1152 1134 1133
SMART	0350 0355 0356 0357 0358 0359
Smart	0326
SME	0370 0371 0372 0373 0374 0375 0376 0377
SONY	0401 0727 0746 0822
SR	0763
SRT5119 + Systec	0310
STAR TRAK	0720
STARLAND	0833
STARRING	0744
STRONG	0378 0379 0381 0720 0722 0753 0776 0809 0818 0845
Strong TNTSAT	0332
SUNSTAR	0796
TANDBERG	0846
TANDY	0722
TANTEC	0784
TATUNG	0756
TCM	0730 0742 0778 0786 0788 0820 0833 0834 0857
TECHNISAT	0386 0738 0797 0344 0822 0860
TECHNOMATE	0741 1136
TECHNOTREND	0348
TELASAT	0870
TELEFUNKEN	0378 0720 0784 0820 0825
TELEKA	0722 0739 0870
TELEMASTER	0724
TELESTAR	0822
TELEVES	0784 0850 0851
TELEWIRE	0758
TEVION	0382 0384 0730 0742 0768 0778 0783 0786 0788 0800 0857 0873 0877 1134 1133 1132 1125
TF	0185 0186 0187 0188 0123 0189 0402 0482
THOMSON	0763 0777 0784 0821 0822 0825 0844 0846
THORENS	0757
THORN	0764 0781
TONBURY	0745 1149
TONNA	0758 0784
TOPFIELD	0781 0782 0343
TouchBOX	0304 0342
TPS	0342
TPS PLATINUM	1164
TRIAD	0737 0776
TRIASAT	0769
TRIAX	0739 0857
Twin 2	0308
Twinbox	0306
TWINNER	0850 0851
UEC	0261 0342
UltimateBOX	0320
UNIDEN	0799
UNISAT	0755
UNITOR	0744
UNIVERSUM	0739 0766 0772
VANTAGE	0362
VARIOSTAT	0739
VESTEL	0214 0215
VIA DIGITAL	0821
VIA SAT	0263 0821
VISIOSAT	0744 0758 0833 0839 0840 0841 0842
VIVANCO	0801 0861
VIZIO	0213
VORTEC	0720
V-TECH	0737 0789 0802
WEVASAT	0784
WEWA	0784
WINERSAT	0744
WISI	0737 0738 0739 0784 0797 0803 0804 0805 0842 0862 0863 0864 0865
WOORISAT	0724
XL	0248
Yamaha	0316
ZEHNDER	0724 0737 0806 0350 0351 0867 0868
ZODIAC	0722

DVB

ALBA	0751 0874
BUSH	0751
CANAL+	1163

CYBERMAXX	0876 0877
CYTRON	0876 0877
DIGIFUSION	0875
DIGIO2	1144
ECHOSTAR	0989
FREEVIEW	0747 0751 0752 0771 0787 0798 0843
GERICOM	0743
GOODMANS	0751
GOODWAY	1153 1154
GRUNDIG	1159
HAUPPAUGE	0771
HUMAX	0532
LABGEAR	0787
LIDCOM	0751
LIFETEC	0877
MATSUI	0751
MEDION	0877
MICO	1130
MICROMAXX	0877
MICROSTAR	0877
OGGLE	1131
ON-DIGITAL	0796 0858
OPTEX	0880
PACE	0752 0796
PHILIPS	0843
PIONEER	0858
PREMIERE	0843
PRO2	0877
REBOX	0767
SAGEM	0876 1137
SKARDIN	0880
SKYMASTER	0880 1155
SM ELECTRONIC	0880 1153 1154 1155
SONY	0747
TCM	1121 1080
TEVION	0877
THOMSON	0798
TOP-UP TV	0796 0881
YUNG FU	1157

DVB-T

APRION III	0232
ARTEMYS	0223
COMBO	0223
CYRRUS	0232
DG1000	0224
DTS 4001	0226
DTS PLUG	0228
EXIDIA II	0228
HD REALIS	0230
HDT 1000	0229
HYDRIS III	0224
IMMERSIO	0229
INCA III	0225
Mobil-T II	0224
OPTIMO	0232
Primo	0224
PRIMO II	0232
RN 5002	0231
RNT 1001	0232
RNT 3002	0224
RNT 4002	0226
RNT 4002 version 2	0227
RNT 6002	0227
RNT 900	0232
RNT PLUG	0228
RNTS 5002	0223
SD 5001	0224
TD 1000S	0226
TD 2008	0224
THALLIS VI	0231
THEMA V	0226
THEMA V version 2	0227
ULTIMA II	0227
VEGA	0227

DVB-S

AN1000C	0233
BIS TV	0234
IONIS	0235
OSMOSE	0234
PHENIX	0234
SAS500	0233
STRATOS	0235
SX1	0233

CBL

AUSTAR	0779
BT	0811
CABLECRYPT	0765
CABLETIME	0748 0749 0750
CANAL PLUS	0765
COMCRYPT	0765
EURODEC	0846
FILMNET	0765 0607 0765
FILMNET COMCRYPT	0765
FOXTEL	0845
GI	0779 0811
IMPULSE	0811
JERROLD	0779 0811
KABELVISION	0811
MELITA	0811
MNET	0765 0845
MOTOROLA	0779
MULTICHOICE	0765 0845
NOOS	1137
NUMERICABLE	0846
OPTUS	0779
PIONEER	0791 0792
PVP	0811
SAMSUNG	1142
SCIENTIFIC ATLANTA	0794 0795
TELE+1	0765
TELEPIU	0765
TELEWEST	0811
UNITED	0811
UPC	1137
VISIONETICS	1168

CD

ADCOM	0983
AKAI	0985 0986 0987
ALBA	0988
ARCAM	0928
AWA	0984
BESTAR	0991
BUSH	0883
CARRERA	0884
CLASSIC	0963
CYBERCOM	0887 0891 0892 0927 0934 0935 0936 0959 0960 0963 0972 0980
CYBERMAXX	0887 0891 0892 0927 0934 0935 0936 0959 0960 0963 0972 0980
CYTRON	0887 0891 0892 0927 0934 0935 0936 0959 0960 0963 0972 0980
DENON	0619 0658 0885
DUAL	0887 0892 0927 0934 0935 0936 0959 0960 0980 0983
E-BENCH	0965
ELTA	0886 0887 0935
EMERSON	0983 0991
GENEXXA	0888 0889 0890 0892 0893 0991
GOLDSTAR	0884
GOODMANS	0375
GRUNDIG	0658 0894 0928
HARMON/KARDON	0897
HITACHI	0898 0899 0983
INNOVATION	0927 0934 0935 0936
JVC	0900
KENWOOD	0901 0902
LG	0884
LIFETEC	0887 0891 0892 0927 0934 0935 0936 0959 0960 0963 0972 0980
LINN	0928
LUXMAN	0903
MAGNUM	0927 0934 0935 0936
MARANTZ	0928
MATSUI	0928
MEDION	0887 0891 0892 0927 0934 0935 0936 0959 0960 0963 0972 0980
MEMOREX	0893 0983 0991
MERIDIAN	0928
MICROMAXX	0887 0891 0892 0927 0934 0935 0936 0959 0960 0963 0972 0980
MICROMEGA	0928
MICROSTAR	0887 0891 0892 0927 0934 0935 0936 0959 0960 0963 0972 0980
MISSION	0928
MITSUBISHI	0658
NAD	0658 0888 0929
NAIM	0928
NAKAMICHI	0905
NUVO	0994
ONKYO	0906 0907
PANASONIC	0883 0909
PHILIPS	0910 0928 0982
PIONEER	0658 0890 0893
PRO2	0887 0891 0892 0927 0934 0935 0936 0959 0960 0963 0980
PROTON	0928
QUAD	0928
REALISTIC	0892 0983 0991
ROADSTAR	0910 0912
ROTEL	0928
SABA	0983
SAE	0928
SAMSUNG	0945
SANSUI	0913 0914 0915 0928 0982
SCHNEIDER	0928
SCOTT	0991
SHARP	0889 0916 0917 0918
SHERWOOD	0954
SILVERCREST	0965
SINGER	0960
SKYMASTER	0950
SONY	0888 0919 0920 0933 0937 0938 0939
TANDBERG	0928
TCM	0887 0891 0892 0927 0934 0935 0936 0959 0960 0963 0975 0976 0980
TEAC	0957
TECHNICS	0909 0922
TELEFUNKEN	0658 0983
TEVION	0887 0891 0892 0927 0934 0935 0936 0959 0960 0963 0967 0968 0970 0972 0973 0974 0980
THEORIE & ANWENDING	0961
THOMSON	0979 0983
THORN	0661
TOSHIBA	0923
UNIVERSUM	0928
VECTOR RESEARCH	0884
VICTOR	0900
WELLTECH	0892 0934 0965
YAMAHA	0916 0921 0947
YORX	0912

TUNER AUX1 AUX2

AIWA	0698 0948
AUDIOVOX	0495
CAR RADIO	0992
CDR	0892 0982
CENTRUM	0904 1019
COBY	0493 1036
COUNTRYMAN	1157
CRITERION	0677
CURTIS	1036
CYBERCOM	0671 0677 0695 0978 0908 0935 0964 0990
CYBERLINK	1116
CYBERMAXX	0671 0677 0695 0908 0935 0965 0966 0978 1003 1120 1096 1098
CYTRON	0671 0677 0695 0908 0935 0950 0964 0965 0966 0978 0990 1120 1098
DBS	0981
DENON	0951 0952 0953
DIGITAL DECOR	0500
DIGITAL LIVING	0499
DUAL	0671 0677 0695 0908 0935 0958 0978 0990
DYNEX	0495
E-BENCH	0965
ECHOSTAR	0881
ELTA	0886 0887 0935
FISHER	0699
GERICOM	0743
GRUNDIG	0911 0925 0926
HARMON/KARDON	0895 0896
HAUPPAUGE	0771 1170
HOME AUTOMATION	1069
INSIGNIA	0497
INTERTRONIC	0965
iPOD	0998
JVC	1051
KODAK	0496
LENOXX	1022
LFETEC	0908 0935 0964 0965 0966 0990
LG	1056
LIFE	1120
LIFETEC	0671 0677 0695 0978 1120 1096 1098
LINN	0989
MAGNAVOX	0926
MARANTZ	0925 0926
MARMITEK	0871
MEDIA RECEIVER	0746
MEDION	0671 0677 0695 0908 0935 0964 0965 0966 0978 1120 1096 1098
MEMOREX	0492
MICROMAXX	0671 0677 0695 0908 0932 0964 0965 0966 0990 1120 1096 1098 0978
MICROSTAR	0671 0677 0695 0908 0935 0950 0964 0965 0966 0978 1120 1096 1098
Multi sender	0483
NAD	0929 0930
NELLTECH	0960 0965
NORCENT	0494 1036
NOW TV	1169
NUVO	0993
ONKYO	0955
PACKARD BELL	1116
PANASONIC	0807
PANDIGITAL	0489 0500
PARDYLIGHT BOX	1158
PHILIPS	0925 0926
PHOTOSHARE	0491
PINNACLE	0484 0485 0486 1171
PIONEER	1054 1058
POLAROID	0488 0498 0500
PREMIERE	0807
PRO2	0671 0677 0695 0908 0935 0964 0965 0966 0978 0990 1096 1098
ROYAL	0489
SAMSUNG	0945 1016
SANSUI	0925 0926
SCHNEIDER	0956
SHERWOOD	0954
SILVERCREST	0965 0977 0996
SMARTPARTS	0487 0500
SONY	0931 0932 0933 0940 0941 0942 0943 0944
SONY NETWORK	0746
TARGA	1056
TCM	0671 0677 0908 0935 0962 0964 0975 0976 0978 0990
TEAC	0443
TECHNICS	0949
TEVIGN	0908 0935 0964 0965 0966 0969 0971 0973 0974 0978 0990
TEVION	0671 0677 0695 0730 0877 1014 1015 1120 1096 1098
THOMSON	0846 0979
TRUTECH	0490
XANTECH	0995
YAMAHA	0924 0946 0947
YUNG FU	1155

Cabasse

Cabasse SA - 210, rue René Descartes - BP 10 - 29280 Plouzané
Tel +33 (0)2 98 05 88 88 - Fax +33 (0)2 98 05 88 99
www.cabasse.com

GPO; CABASSE - NOT0310 - 1201