Relays

Industrial Relays & Solenoids - contents

›› **Industrial Relays & Solenoids**	**975**
Solenoids	**975**
Actuators	**977**
General Purpose	**978**
Solid State	**1001**
43 PCB Relays	**1011**

ONLINE YOU WILL FIND FURTHER BRANDS TO CHOOSE FROM INCLUDING:-







SIEMENS GEFRAN CARLO GAVAZZI Schneider Electric

VISIT RS ONLINE TO VIEW THE SIEMENS 3RF21 SERIES OF SOLID STATE RELAYS

Compact space-saving design, 22mm wide

Zero-cross switching

Self-contained unit

Isolation voltage 600Vac

Current rating up to 90A



SIEMENS

ONLINE YOU WILL FIND FURTHER PRODUCTS FROM TYCO, FOR EXAMPLE THE PT RANGE OF MINIATURE RELAYS

Typical applications include universal use in control and automation



TE connectivity

VISIT RS ONLINE TO VIEW THE NEW RANGE OF G7J AND G7L GENERAL PURPOSE RELAYS FROM OMRON

High capacity, high dielectric strength relays ideal for motor control and resistive loads. Flame resistant material (UL94V-0)





OMRON

OM = Order Multiple

Solenoids

Cylindrical & Tubular

Linear, Single-Acting

MAGNET-SCHULTZ

- PULL, with integral clevis end and PUSH with M3 x 17 push-rod
- Nose mounting, anti rotation, flat locknut & shakeproof washer
- Enclosed, Class B insulation coil
- Electroplated body, armature and pole piece for corrosion resistance

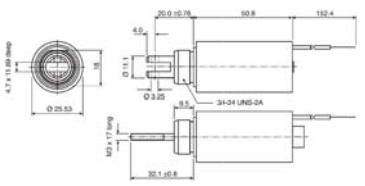

Operating Voltage	24 V dc
Weight Total	161 g

Manu. Part No.	Power (W)	Version	Stroke (mm)	Duty Rating (%)	Magnetic Force Fm (N)	Stock no.
R16 X 16	38	Pull	25	25	Stroke 0 mm; 35.6 N Stroke 2 mm; 19.2 N Stroke 12 mm; 5.6 N Stroke 25 mm; 1.2	399-6853
R16 X 16	5.5	Pull	25	100	Stroke 0 mm; 25.3 N Stroke 2 mm; 6.9 N Stroke 12 mm; 1.1 N Stroke 25 mm; 0.1	399-6869
RP16X16 24V ID	38	Push	12	10	Stroke 0 mm; 39 N Stroke 2 mm; 14.2 N Stroke 12 mm; 1.8	399-6875
RP16X16 24V CD	5.5	Push	12	100	Stroke 0 mm; 25.2 N Stroke 2 mm; 5.6 N Stroke 12 mm; 0.2	399-6881

Manu. Part No.	Stock no.	Price per	OM	€		€		€
R16 X 16	399-6853	unit	1+	22·08	10+	20·98	25+	19·87
R16 X 16	399-6869	unit	1+	22·08	10+	20·98	25+	19·87
RP16X16 24V ID	399-6875	unit	1+	24·47	10+	23·25	25+	22·02
RP16X16 24V CD	399-6881	unit	1+	24·47	10+	23·25	25+	22·02

Interlocks

MECHETRONICS LIMITED

- Articulated plunger design
- High side-load capability
- Thread mounting
- Nom. power 11W @ 100% rating
- Stroke: 6.5mm



Manu. Part No.	Operating Voltage (V dc)	Stock no.	Price per	OM	€		€		€
SD283A6P1	12	378-3354	unit	1+	29·48	5+	28·01	15+	26·53
SD283A3P2	24	378-3360	unit	1+	32·16	5+	30·55	15+	28·94

Cylindrical Solenoid

MECHETRONICS LIMITED



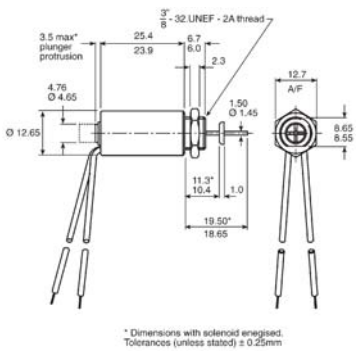

- Thrust type operation
- Captive plunger
- Thread mounting

Operating Voltage	24 V dc	Power	2 W
Duty Rating	5 %	Stroke	5 mm
Magnetic Force Fm	Stroke 4 mm; 1.6 N	Version	Thrust

Manu. Part No.	Stock no.	Price per	OM	€		€		€
SD181A14P2	378-3348	unit	1+	14·61	10+	13·88	25+	13·15

Tubular

Linear Solenoid, Single Hole Fixing

saia-burgess

- 3 sizes - 13mm, 20mm and 26mm diameters
- 2 versions available; 'pull' version with clevis pin fixing and 'push' version with plain plunger
- Continuously rated coils
- Long life (up to 25 million operations)
- Maximum Stroke Length: 17.8mm

Duty Cycle	100 %



Manu. Part No.	Action	Supply Voltage (V dc)	Closed Power (Continuous) (W)	Maximum Stroke Length (mm)	Magnetic Force (N)	Width (mm)	Stock no.
195222-234	Pull	12	4	12.7	3.5	13	431-7504
195222-237	Pull	24	4	12.7	3.5	13	431-7510
195223-234	Push	12	4	12.7	12	13	431-7526
195223-237	Push	24	4	12.7	12	13	431-7532
195224-230	Pull	12	7	17.8	22.5	20	431-7548
195224-233	Pull	24	7	17.8	22.5	20	431-7554
195225-230	Push	12	7	17.8	3.5	20	431-7560
195225-233	Push	24	7	17.8	3.5	20	431-7582
195226-228	Pull	12	10	17.8	12	26	431-7598
195226-231	Pull	24	10	17.8	12	26	431-7605
195227-228	Push	12	10	7.6	22.5	26	431-7611
195227-231	Push	24	10	17.8	22.5	26	431-7627

Manu. Part No.	Operating Voltage (V dc)	Stock no.	Price per	OM	€		€		€
195222-234	12	N 431-7504	unit	1+	19·95	10+	18·95	25+	17·96
195222-237	24	N 431-7510	unit	1+	19·95	10+	18·95	25+	17·96
195223-234	12	N 431-7526	unit	1+	21·82	10+	20·73	25+	19·64
195223-237	24	N 431-7532	unit	1+	21·82	10+	20·73	25+	19·64
195224-230	12	431-7548	unit	1+	13·47	10+	12·80	25+	12·12
195224-233	24	N 431-7554	unit	1+	13·47	10+	12·80	25+	12·12
195225-230	12	431-7560	unit	1+	14·93	10+	14·18	25+	13·44
195225-233	24	N 431-7582	unit	1+	14·93	10+	14·18	25+	13·44
195226-228	12	431-7598	unit	1+	15·80	10+	15·01	25+	14·22
195226-231	24	431-7605	unit	1+	15·80	10+	15·01	25+	14·22
195227-228	12	431-7611	unit	1+	16·84	10+	16·00	25+	15·16
195227-231	24	431-7627	unit	1+	16·84	10+	16·00	25+	15·16

High Performance and ac Laminated

High Performance dc Solenoid

MAGNET-SCHULTZ



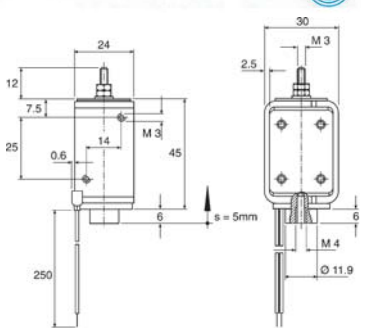

- Manufactured to VDE0580 and ISO9001
- PTFE lined bearings for long life, repeatability, side load tolerance
- Vibration and shock resistant injection moulded coil, class F insulation
- Optimised flux-path for maximum force from compact design
- Electro plated body, armature and pole piece for corrosion resistance
- Optional spring-return assembly/shotbolt end, stock no. 399-6910
- Tapped armature/threaded push rod for attachment to host mechanism

Operating Voltage	24 V dc	Weight Total	160 g
Stroke	9 mm	Manu. Part No.	GFCX 030 X00 E13
Version	Pull; Push		

Power Rating (W)	Duty Cycle (%)	Magnetic Force Fm (N)	Stock no.
36	15	(0mm) 25 to (9mm) 4.5	399-6897
7	100	(0mm) 11 to (9mm) 0.8	399-6904

Manu. Part No.	Stock no.	Price per	OM	€		€		€
GFCX 030 X00 E13	399-6897	unit	1+	50·90	5+	48·36	15+	45·81
GFCX 030 X00 E13	399-6904	unit	1+	50·90	5+	48·36	15+	45·81

Accessories

Description	Stock no.	Price per	OM	€		€		€
Spring Return Assembly	399-6910	1 set	1+	6·58	10+	6·25	25+	5·92

ac Laminated

MECHETRONICS LIMITED



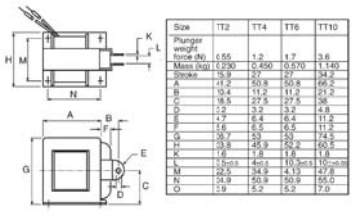

- High performance pull type ac laminated solenoids in four sizes for medium and heavy duty applications
- Three point seating surface and copper shading rings reduce solenoid noise
- Available with 24V, 110V and 240V 50Hz continuously rated coils
- Moisture resistant impregnated coils are provided on all variants
- Dielectric strength 1500V

Version	Pull	Duty Cycle (number)	100 %
Dielectric Strength	1500 V (50 Hz)		

Description	Power Rating (VA)	Stroke (mm)	Operating Voltage (V ac)	Stock no.
TT2	9	16	24	358-3946
TT2	9	16	240	358-3968
TT4	15	27	240	358-3996
TT6	17	27	240	358-4034
TT10	28	34.2	24	358-4040

continued on next page

continued from previous page

Description	Power Rating (VA)	Stroke (mm)	Operating Voltage (V ac)	Stock no.
TT10	28	34.2	110	358-4056
TT10	28	34.2	240	358-4062

Description	Operating Voltage (V ac)	Stock no.	Price per	OM	€		€		€
TT2	24	358-3946	unit	1+	23·00	10+	21·85	25+	20·70
TT2	240	358-3968	unit	1+	23·00	10+	21·85	25+	20·70
TT4	240	358-3996	unit	1+	24·79	10+	23·55	25+	22·31
TT6	240	358-4034	unit	1+	28·14	5+	26·73	15+	25·33
TT10	24	358-4040	unit	1+	36·45	5+	34·63	15+	32·80
TT10	110	358-4056	unit	1+	36·45	5+	34·63	15+	32·80
TT10	240	358-4062	unit	1+	36·45	5+	34·63	15+	32·80

General Purpose, Push And Pull Action

Heavy Duty 10W/15VA



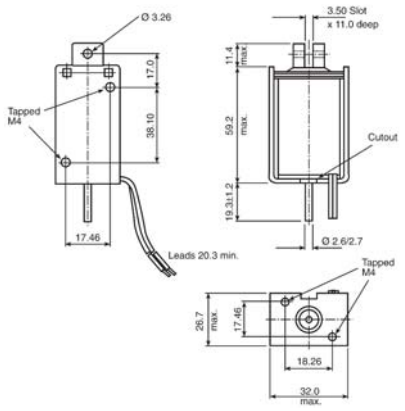

- Robustly constructed
- A range of continuously rated a.c. and d.c. coils available, with an alternative intermittent (25%) higher force option for the d.c. solenoids
- The a.c. version is fitted with a shading ring for quiet operation and the plunger must be allowed to travel fully into the coil
- Stroke: 27mm

Power Rating	10 W
Pull/Push Force @ 5mm	400 g

Manu. Part No.	Version	Operating Voltage (V dc)	Weight Total (g)	Stock no.
42-120-610-540	Pull	6	213	250-1296
42-120-610-620	Pull	12	213	349-709
42-120-610-720	Pull	24	213	349-715
42-120-621-620	Push	12	220	250-1303

Manu. Part No.	Operating Voltage (V dc)	Stock no.	Price per	OM	€		€		€
42-120-610-540	6	250-1296	unit	1+	15·75	10+	14·96	25+	14·18
42-120-610-620	12	349-709	unit	1+	15·75	10+	14·96	25+	14·18
42-120-610-720	24	349-715	unit	1+	15·75	10+	14·96	25+	14·18
42-120-621-620	12	250-1303	unit	1+	18·75	10+	17·81	25+	16·88

Heavy Duty 12W/20VA

- Robustly constructed
- A range of continuously rated a.c. and d.c. coils available, with an alternative intermittent (25%) higher force option for the d.c. solenoids
- The a.c. version is fitted with a shading ring for quiet operation and the plunger must be allowed to travel fully into the coil

Version	Pull
Stroke	21 mm
Pull/Push Force @ 5mm	750 g
Weight Total	425 g



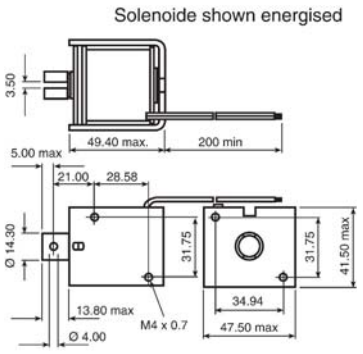

Manu. Part No.	Operating Voltage (V dc)	Power Rating (W)	Stock no.	Price per	OM	€		€		€
43-120-610-540	6	12	250-1319	unit	1+	21·95	10+	20·85	25+	19·76
43-120-610-620	12	12	346-340	unit	1+	21·99	10+	20·89	25+	19·79
43-120-610-720	24	12	346-356	unit	1+	21·99	10+	20·89	25+	19·79

Miniature Mono-stable



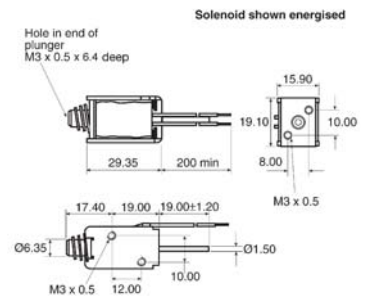

- High force/stroke ratio solenoid with plunger suitable for pull off thrust action
- Plunger fitted with a push-off spring, the thrust pin can be extracted if not required
- Each solenoid has a continuous or intermittent (25%) rating for a specific voltage
- A shading ring fitted to the a.c. version for quiet operation

Stroke	14 mm	Version	Push & Pull
Weight Total	48 g	Pull/Push Force @ 5mm	35 g

Manu. Part No.	Operating Voltage (V dc)	Power Rating	Stock no.
44A-220-621-540	6	3W	250-1280
44A-220-621-620	12	3 W	347-652
44A-220-621-720	24	3 W	347-646

Manu. Part No.	Stock no.	Price per	OM	€		€		€
44A-220-621-540	250-1280	unit	1+	11·47	10+	10·90	25+	10·32
44A-220-621-620	347-652	unit	1+	11·47	10+	10·90	25+	10·32
44A-220-621-720	347-646	unit	1+	11·47	10+	10·90	25+	10·32

Direct Action

- High force/stroke ratio
- High efficiency
- Suitable for many applications

Version	Pull
Power Rating	5 W
Stroke	10 mm
Pull/Push Force @ 5mm	150 g
Weight Total	92 g



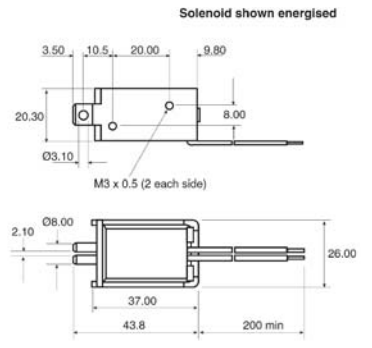

Manu. Part No.	Operating Voltage (V dc)	Stock no.	Price per	OM	€		€		€
68-121-710-541	6	250-0704	unit	1+	9·97	10+	9·47	25+	8·97
68-121-710-621	12	250-0710	unit	1+	9·97	10+	9·47	25+	8·97
68-121-710-721	24	250-0726	unit	1+	9·97	10+	9·47	25+	8·97

Latching Pull Action

Latching Pull Type



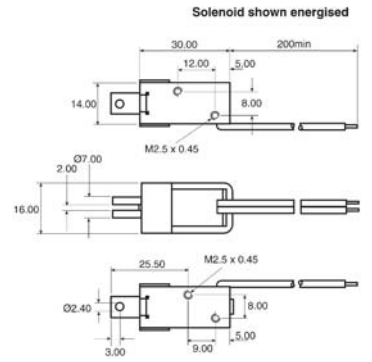

- Pull action, DC pulse operated
- Plunger retained in position by permanent magnets
- Reverse polarity pulse to release

Action	Bistable
Operating Temperature Range	-5 → 75 °C

Description	Supply Voltage (V dc)	Closed Power (Continuous) (W)	Maximum Stroke Length (mm)	Body Depth (mm)	Magnetic Force	Weight (g)	Width (mm)	Stock no.
Miniature	6	5	7	30	0.48 Kgf	35	16	250-0760
Miniature	12	5	7	30	0.48 Kgf	35	16	250-0776
Miniature	24	5	7	30	0.48 Kgf	35	16	414-367
Standard	12	10	10	40	1.0 Kgf	56	19	414-373
Standard	24	10	10	40	1.0 Kgf	56	19	414-377
High Force	12	10	9	36	2.2 Kgf	92	21.5	414-351
High Force	24	10	9	36	2.2 Kgf	92	21.5	414-361

Description	Manu. Part No.	Stock no.	Price per	OM	€		€		€
Miniature	66-120-610-550	250-0760	unit	1+	7·89	10+	7·50	25+	7·10
Miniature	66-120-610-630	250-0776	unit	1+	7·80	10+	7·41	25+	7·02
Miniature	66-120-610-730	414-367	unit	1+	8·01	10+	7·61	25+	7·21
Standard	67-120-610-630	414-373	unit	1+	7·81	10+	7·42	25+	7·03
Standard	67-120-610-730	414-377	unit	1+	7·81	10+	7·42	25+	7·03
High Force	68-120-610-630	414-351	unit	1+	9·97	10+	9·47	25+	8·97
High Force	68-120-610-730	414-361	unit	1+	9·97	10+	9·47	25+	8·97

Rotary Solenoids

Single Acting, Spring Return

MAGNET-SCHULTZ



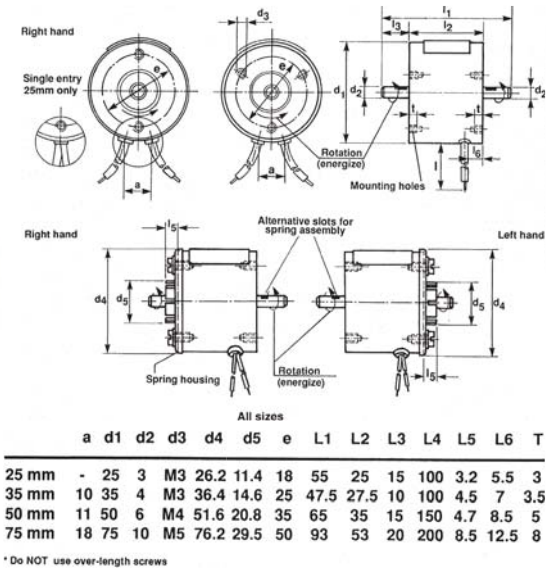

All sizes

	a	d1	d2	d3	d4	d5	e	L1	L2	L3	L4	L5	L6	T
25 mm	-	25	3	M3	26.2	11.4	18	55	25	15	100	3.2	5.5	3
35 mm	10	35	4	M3	36.4	14.6	25	47.5	27.5	10	100	4.5	7	3.5
50 mm	11	50	6	M4	51.6	20.8	35	65	35	15	150	4.7	8.5	5
75 mm	18	75	10	M5	76.2	29.5	50	93	53	20	200	8.5	12.5	8

* Do NOT use over-length screws

- Manufactured to VDE0580 and ISO9001
- Continuous duty at 12Vdc, reduced cycles at higher voltages (25% at 24Vdc and 10% at 36Vdc)
- Long-life ball races, no axial movement to shaft
- Adjustable return spring, removable for reverse handing
- External stops may be used

Note: Mounting studs not supplied

Operating Voltage 12/24/36 V(dc)

Manu. Part No.	Rotation Arc (°)	Torque At 12 Vdc (N cm)	Torque At 24 Vdc (N cm)	Torque At 36 Vdc (N cm)	Body Diameter (mm)	Stock no.
GDAY 025 X20 E03	45	0.3	0.9	1.46	25	**439-997**
GDAX 025 X20 E02	95	0.08	0.27	0.58	25	**440-004**
GDAY 035 X20 E08	45	0.9	2.65	3.75	35	**343-313**
GDAX 035 X20 E06	95	0.35	1.2	2.1	35	**343-329**
GDAY 050 X20 E22	45	4.4	11.4	15.2	50	**343-335**
GDAX 050 X20 E03	95	1.6	3.2	6	50	**343-341**
GDAY 075 X20 E14	45	20	52	68	75	**440-032**

Manu. Part No.	Stock no.	Price per	0M	€		€		€
GDAY 025 X20 E03	**439-997**	**unit**	1+	**108·80**	5+	**103·40**	15+	**97·90**
GDAX 025 X20 E02	**440-004**	**unit**	1+	**108·80**	5+	**103·40**	15+	**97·90**
GDAY 035 X20 E08	**343-313**	**unit**	1+	**110·00**	5+	**104·50**	15+	**99·00**
GDAX 035 X20 E06	**343-329**	**unit**	1+	**110·00**	5+	**104·50**	15+	**99·00**
GDAY 050 X20 E22	**343-335**	**unit**	1+	**131·10**	5+	**124·50**	15+	**118·00**
GDAX 050 X20 E03	**343-341**	**unit**	1+	**131·10**	5+	**124·50**	15+	**118·00**
GDAY 075 X20 E14	**440-032**	**unit**	1+	**193·25**				

Actuators

Holding Magnets

Electro-magnets

RS

MAGNET-SCHULTZ



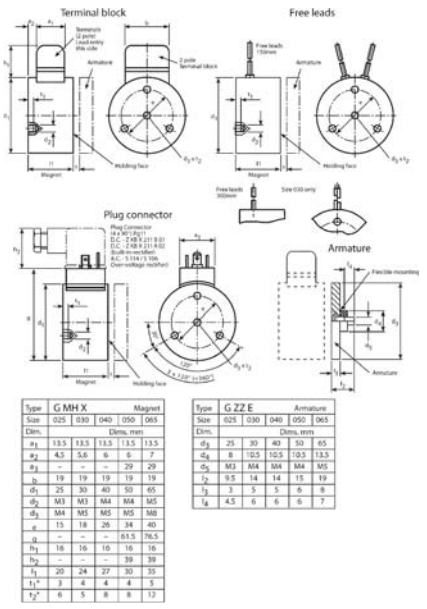

Type	G MH X				Magnet
Size	025	030	040	050	065
Dim.	Dims. mm				
a_1	13.5	13.5	13.5	13.5	13.5
a_2	4.5	5.6	6	6	7
a_3	–	–	–	29	29
b_1	19	19	19	19	19
d_1	25	30	40	50	65
d_2	M3	M3	M4	M4	M5
d_3	M4	M5	M5	M5	M8
e	15	18	26	34	40
g	–	–	–	61.5	76.5
h_1	16	16	16	16	16
h_2	–	–	–	39	39
l_1	20	24	27	30	35
t_1*	3	4	4	4	5
t_2*	6	5	8	8	12

Type	G ZZ E				Armature
Size	025	030	040	050	065
Dim.	Dims. mm				
d_4	25	30	40	50	65
d_6	8	10.5	10.5	10.5	13.5
d_5	M3	M4	M4	M4	M5
l_2	9.5	14	14	15	19
l_3	3	5	5	6	8
l_4	4.5	6	6	6	7

- Energise to Hold/De-energise to release
- Ideal for use in machine mechanisms, door/guard locking and applications with remote hold/release requirement
- Optimum performance when used with RS armature plates (available separately) but suitable for holding any smooth ferrous surface of adequate thickness
- Use over size armature to ensure magnet face is fully covered
- Electrical connection by free leads (FL), terminal block (TB) or plug and connector (PC)
- Plug connector types include DIN 43650 male and female parts
- Coils are continuously rated at the specified supply voltages
- Remanence (approx. 5% of holding force) may be reduced by fitting a non-magnetic shim between magnet and armature

Manu. Part No.	Operating Voltage	Power Consumption (W)	Holding Force (N)	Magnet Weight (g)	Brand	Stock no.
-	12 Vdc	3.2	130	70	RS	**346-069**
-	24 Vdc	3.2	130	70	RS	**346-075**
GMHX 030 X00 D02 12V 100%	12 Vdc	4.0	230	100	Magnet-Schultz Ltd	**825-900**
GMHX 030 X00 D02 24 100%	24 Vdc	4.0	230	100	Magnet-Schultz Ltd	**825-916**
-	12 Vdc	5.6	420	220	RS	**346-081**
-	24 Vdc	5.6	420	220	RS	**346-097**
-	12 Vdc	6.2	700	380	RS	**346-104**
-	24 Vdc	6.2	700	380	RS	**346-110**
GMHX 050 X20 D07	240 V ac	6.2	700	380	Magnet-Schultz Ltd	**825-944**
GMHX 065 X20 A01 12V 100%	12 Vdc	9.8	1200	750	Magnet-Schultz Ltd	**825-950**
GMHX 065 X20 A01 24V 100%	24 Vdc	9.8	1200	750	Magnet-Schultz Ltd	**825-966**
GMHX 065 X20 D03	240 V ac	9.8	1200	750	Magnet-Schultz Ltd	**825-972**

Magnet Diameter (mm)	Electrical Connection Type	Stock no.	Price per	0M	€		€		€
25	Free Leads	**346-069**	**unit**	1+	**34·64**	5+	**32·91**	15+	**31·18**
25	Free Leads	**346-075**	**unit**	1+	**34·64**	5+	**32·91**	15+	**31·18**
30	Free Leads	**825-900**	**unit**	1+	**39·46**	5+	**37·49**	15+	**35·51**
30	Free Leads	**825-916**	**unit**	1+	**39·46**	5+	**37·49**	15+	**35·51**
40	Terminal Block	**346-081**	**unit**	1+	**42·88**	5+	**40·74**	15+	**38·59**
40	Terminal Block	**346-097**	**unit**	1+	**42·88**	5+	**40·74**	15+	**38·59**
50	Terminal Block	**346-104**	**unit**	1+	**54·00**	5+	**51·30**	15+	**48·60**
50	Terminal Block	**346-110**	**unit**	1+	**54·00**	5+	**51·30**	15+	**48·60**
50	Plug & Connector	**825-944**	**unit**	1+	**73·03**	5+	**69·38**	15+	**65·73**
65	Terminal Block	**825-950**	**unit**	1+	**59·63**	5+	**56·65**	15+	**53·67**
65	Terminal Block	**825-966**	**unit**	1+	**59·63**	5+	**56·65**	15+	**53·67**
65	Plug	**825-972**	**unit**	1+	**85·40**	5+	**81·10**	15+	**76·90**

Electro-Permanent Magnets

MAGNET-SCHULTZ

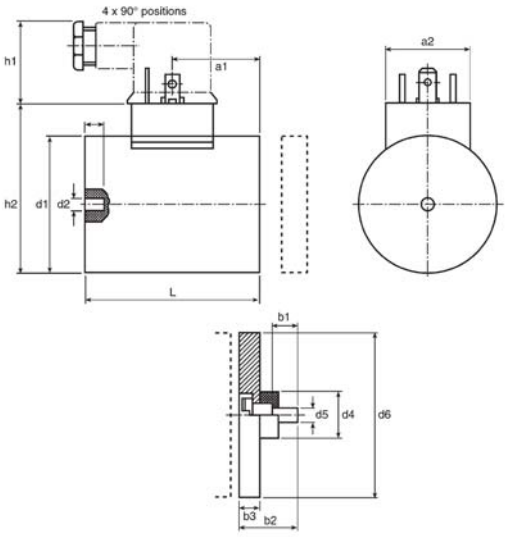

Dimensions (mm)														
Stock No.	a1	a2	b1	b2	b3	d1	d2	d4	d5	d6	h1	h2	L	t
825-988 825-994	24.2	29.8	6	14	5	35	M5	10.5	M4	35	36	45	48	5
826-004 826-010	31.4	29.8	6	15	6	50	M5	10.5	M4	50	36	62.2	63	6





- Holding function when de-energised and release when pulsed with the appropriate voltage
- Suitable for use in machine mechanisms, door/guard locking and remote hold/release requirements
- The hold without power design is ideal for fail-safe and heat sensitive applications
- Optimum performance when used with RS armature plates (available separately)
- Electrical connection by plug and connector (DIN 43650 male and female parts included)
- Coils are impulse rated at the specified supply voltages, ac or dc
- Remanence (nominally 10% of holding force) will vary with coil temperature

Caution: Avoid high temperatures and impact loads that may damage the permanent magnet

Manu. Part No.	Magnet Diameter (mm)	Power Consumption (W)	Operating Voltage	Magnet Weight (g)	Stock no.
GMPX 035 X20 D01 24V Impulse	35	6.6	24 Vdc	280	**825-988**
GMPX 035 X20 D01 214V Impulse	35	6.6	240 V ac	280	**825-994**
GMPX 050 X20 D01 24V IMPULSE	50	9.8	24 Vdc	750	**826-004**
GMPX 050 X20 D01 214V IMPULSE	50	9.8	240 Vdc	750	**826-010**

Manu. Part No.	Stock no.	Price per	0M	€		€		€
GMPX 035 X20 D01 24V Impulse	**825-988**	**unit**	1+	**126·60**	5+	**120·30**	15+	**113·90**
GMPX 035 X20 D01 214V Impulse	**825-994**	**unit**	1+	**145·20**	5+	**137·90**	15+	**130·70**
GMPX 050 X20 D01 24V IMPULSE	**826-004**	**unit**	1+	**178·00**				
GMPX 050 X20 D01 214V IMPULSE	**826-010**	**unit**	1+	**194·00**				

Accessories

continued on next page

continued from previous page

Description	Stock no.	Price per	OM	€		€		€
25mmØ 12g Armature Plates	346-126	unit	1+	10·13	10+	9·62	25+	9·12
40mmØ 50g Armature Plates	346-132	unit	1+	11·29	10+	10·73	25+	10·16
50mmØ 100g Armature Plates	346-148	unit	1+	12·51	10+	11·88	25+	11·26
30mmØ 29g Armature Plates	826-026	unit	1+	10·47	10+	9·95	25+	9·42
65mmØ 210g Armature Plates	826-032	unit	1+	13·53	10+	12·85	25+	12·18
80mmØ 400g Armature Plates	826-048	unit	1+	17·61	10+	16·73	25+	15·85

Supporting electromagnets

Mecalectro

NEW



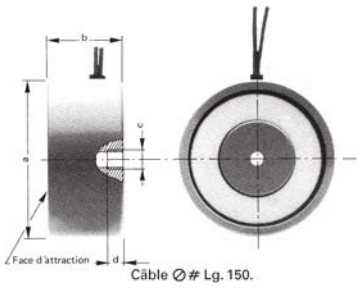

- These devices are designed for supporting or gripping ferromagnetic parts.
- The maximum retaining force is obtained by contact with flat mild steel parts, with a surface area equal to or greater than the attraction surface, and with a sufficient thickness (equal to at least 1/8th of the diameter of the electromagnet).
- Any gap, no matter how small, will noticeably reduce this maximum force.

Supply voltage: 24 Vdc
Protection index: IP 40
Thermal class: B (130 °C)

Stock no.	power (W)	max. VF (daN)	dimensions (mm) a	b	c	d	weight (g)
236-9294	5	27	30	20	M6	10	100
236-9301	7.5	44	39	32	M6	10	300
236-9317	8.5	79	48	27	M6	10	350
236-9323	10	145	63	30	M8	15	700
236-9339	14.5	200	75	35	M10	15	1200
236-9351	20	294	90	40	M12	20	2200
236-9367	29.5	550	110	50	M12	20	3500

Manu. Part No.	Stock no.	Price per	OM	€		€		€
5.80.01	N 236-9294	unit	1+	28·65	6+	27·23		
5.81.01	N 236-9301	unit	1+	43·21	6+	41·05		
5.82.01	N 236-9317	unit	1+	48·63	6+	46·20		
5.83.01	N 236-9323	unit	1+	62·95	6+	58·55		
5.84.01	N 236-9339	unit	1+	104·85	5+	100·66	10+	98·56
5.85.01	N 236-9351	unit	1+	138·23	5+	132·70	10+	129·94
5.86.01	N 236-9367	unit	1+	243·88	5+	234·12	10+	229·25

General Purpose

Power Relays

10A Industrial Relay



- Protected by a clear polycarbonate cover
- Contact Material: Ag + Au Flashed
- Contact Rating is 10A
- Maximum switching voltage 250 Vac, 30 Vdc
- Mechanical Life of 10^7 Operations (min)
- Electrical Life of 10^5 Operations (min)
- Maximum temperature at rated coil voltage 65°C
- Dimensions: H 53mm, W 36mm, D 36mm
- Sockets available (8 pin stock no. 403-235, 11 pin stock no. 402-153)

Description	Coil Resistance (Ω)	Coil Voltage	Number of Pins	Stock no.
DPCO 12Vdc	110	12 V dc	8	348-756
DPCO 24Vdc	475	24 V dc	8	348-784
DPCO 24Vac	86	24 V ac	8	349-327
DPCO 115 Vac	2000	115 V ac	8	348-778
DPCO 230 Vac	8200	230 V ac	8	348-762
3PCO 24 Vdc	475	24 V dc	11	348-829
3PCO 115 Vac	2000	115 V ac	11	349-282
3PCO 230 Vac	8200	230 V ac	11	348-813

Description	Stock no.	Price per	OM	€		€		€
DPCO 12Vdc	348-756	unit	1+	8·33	10+	7·91	25+	7·50
DPCO 24Vdc	348-784	unit	1+	8·91	10+	8·46	25+	8·02
DPCO 24Vac	349-327	unit	1+	8·91	10+	8·46	25+	8·02
DPCO 115 Vac	348-778	unit	1+	8·91	10+	8·46	25+	8·02
DPCO 230 Vac	348-762	unit	1+	8·88	10+	8·44	25+	7·99
3PCO 24 Vdc	348-829	unit	1+	9·97	10+	9·47	25+	8·97
3PCO 115 Vac	349-282	unit	1+	9·97	10+	9·47	25+	8·97
3PCO 230 Vac	348-813	unit	1+	9·92	10+	9·42	25+	8·93

Accessories

Description	Stock no.	Price per	OM	€		€		€
8 Pin Socket with Clip	403-235	unit	1+	2·82	50+	2·68	100+	2·54
8 Pin Socket with Clip	402-147	unit	1+	4·84	50+	4·60	100+	4·36
8 Pin Fingerproof Socket with Clip	352-553	unit	1+	3·10	50+	2·94	100+	2·79
11 Pin Socket with Clip	402-153	unit	1+	5·85	10+	5·56	25+	5·26
11 Pin Fingerproof Socket with Clip	352-569	unit	1+	3·68	50+	3·40	100+	3·24
Terminal Cover	402-169	unit	1+	0·78	100+	0·74	250+	0·70

16A Step Relays - 20 Series

finder



The 20 Series are available as DPST-NO or SPST-NO + SPST-NC step relays. On each successive energisation of the relay coil the contacts will change state thus providing a step or "flip flop" sequence of operation. An override test button allows manual advancement of the step sequence and individual mechanical flags provide visual indication of contact status.,Typical applications would include the control of lighting where push on push off or sequential operation is required, automatic opening and closing of doors, gates, etc. Use in portable or battery powered equipment requiring contact status to be maintained without continuous supply to the coil and functions where manual override operation is desirable.

- 17.5mm wide (EN 50022) 35mm Din rail mount housing
- Manual test button and mechanical indicators
- Minimum impulse duration: 0.1sec
- Maximum impulse duration: 1 hour
- Insulation between coil and contacts (1.2/50µ); 4kV
- Nominal lamp rating: incandescent (230Vac); 2000W
- Compensated fluorescent (230Vac); 750W
- Temperature range: -40 to +40°C
- Protection category: IP20

Approvals: UL recognised components for Canada & US; LROS

Contact Rating 16 A
Contact Rating (ac) 250 V
Contact Rating (VA) 750
Mechanical Life 300,000 ops

Manu. Part No.	Coil Resistance (Ω)	Coil Voltage	Contact Configuration	Stock no.
20.21.9.024.0000	105	24 Vdc	SPST N/O	159-751
20.21.8.230.0000	2500	230 V ac	SPST N/O	159-745
20.22.8.024.0000	27	24 V ac	DPST N/O	511-1010
20.22.8.230.0000	2500	230 V ac	DPST N/O	511-1026
20.22.9.012.0000	27	12 Vdc	DPST N/O	511-1032
20.22.9.024.0000	105	24 Vdc	DPST N/O	511-1048
20.23.8.024.0000	27	24 V ac	SPST N/O, SPST N/C	511-1054
20.23.8.230.0000	2500	230 V ac	SPST N/O, SPST N/C	511-1076
20.23.9.012.0000	27	12 Vdc	SPST N/O, SPST N/C	511-1082
20.23.9.024.0000	105	24 Vdc	SPST N/O, SPST N/C	511-1098
20.28.9.024.0000	105	24 Vdc	DPST N/O	159-773
20.28.8.230.0000	2500	230 V ac	DPST N/O	159-767

Manu. Part No.	Stock no.	Price per	OM	€		€		€
20.21.9.024.0000	159-751	unit	1+	14·72	10+	13·98	25+	13·25
20.21.8.230.0000	159-745	unit	1+	14·72	10+	13·98	25+	13·25
20.22.8.024.0000	511-1010	unit	1+	17·42	10+	16·55	25+	15·68
20.22.8.230.0000	511-1026	unit	1+	17·42	10+	16·55	25+	15·68
20.22.9.012.0000	511-1032	unit	1+	17·42	10+	16·55	25+	15·68
20.22.9.024.0000	511-1048	unit	1+	17·42	10+	16·55	25+	15·68
20.23.8.024.0000	511-1054	unit	1+	17·42	10+	16·55	25+	15·68
20.23.8.230.0000	511-1076	unit	1+	17·42	10+	16·55	25+	15·68
20.23.9.012.0000	511-1082	unit	1+	17·42	10+	16·55	25+	15·68
20.23.9.024.0000	511-1098	unit	1+	17·42	10+	16·55	25+	15·68
20.28.9.024.0000	159-773	unit	1+	17·62	10+	16·74	25+	15·86
20.28.8.230.0000	159-767	unit	1+	17·62	10+	16·74	25+	15·86

Modular Relays - 22 Series

finder



The 22 Series are available as DPST-NO or SPST-NO + SPST-NC relays. Equipped with 20A, 250VAC contacts rated at 5000VA AC1, they are ideal for use in commercial applications including heating, air conditioning and lighting. The relays have a nominal lamp load rating of 1000W for incandescent and 360W for compensated fluorescent.

- 17.5mm wide (EN 50022) 35mm DIN rail mount housing
- Manual test button
- AC and DC coils
- Insulation between coil and contacts(1.2/50µ); 4KV
- Mechanical life; 500 x 10^3
- Temperature range: -40 to +40°C
- Protection Category: IP20

Manu. Part No.	Coil Resistance (Ω)	Coil Voltage	Contact Configuration	Stock no.
22.21.9.024.4000	460	24 Vdc	SPNO	159-701
22.21.8.230.4000	4200	230 V ac	SPNO	159-789
22.22.8.024.4000	41	24 V ac	DPST N/O	511-1105
22.22.8.230.4000	4200	230 V ac	DPST N/O	511-1111
22.22.9.012.4000	115	12 Vdc	DPST N/O	511-1133
22.22.9.024.4000	460	24 Vdc	DPST N/O	511-1149
22.23.8.024.4000	41	24 V ac	SPST N/O, SPST N/C	511-1155
22.23.8.230.4000	4200	230 V ac	SPST N/O, SPST N/C	511-1161
22.23.9.012.4000	115	12 Vdc	SPST N/O, SPST N/C	511-1177
22.23.9.024.4000	460	24 Vdc	SPST N/O, SPST N/C	511-1183
22.24.9.024.4000	460	24 Vdc	DPNC	159-638
22.24.8.230.4000	4200	230 V ac	DPNC	159-622

Manu. Part No.	Stock no.	Price per	OM	€		€		€
22.21.9.024.4000	159-701	unit	1+	15·40	10+	14·63	25+	13·86
22.21.8.230.4000	159-789	unit	1+	14·55	10+	13·82	25+	13·10
22.22.8.024.4000	511-1105	unit	1+	18·07	10+	17·17	25+	16·26
22.22.8.230.4000	511-1111	unit	1+	18·07	10+	17·17	25+	16·26
22.22.9.012.4000	511-1133	unit	1+	18·07	10+	17·17	25+	16·26
22.22.9.024.4000	511-1149	unit	1+	18·07	10+	17·17	25+	16·26
22.23.8.024.4000	511-1155	unit	1+	18·07	10+	17·17	25+	16·26
22.23.8.230.4000	511-1161	unit	1+	18·07	10+	17·17	25+	16·26
22.23.9.012.4000	511-1177	unit	1+	18·07	10+	17·17	25+	16·26
22.23.9.024.4000	511-1183	unit	1+	18·07	10+	17·17	25+	16·26
22.24.9.024.4000	159-638	unit	1+	18·27	10+	17·36	25+	16·44
22.24.8.230.4000	159-622	unit	1+	18·27	10+	17·36	25+	16·44

34 and 41 Series Sockets and Accessories

- DIN rail mount sockets for 34 and 41 series relays
- Timed version (stock no 666-8126) is multifunction, has 4 time scales from 0.1s to 6h and LED indication



Description	Suitable For Use With	Stock no.	Price per	OM	€		€		€
DIN rail, screw terminal, 24Vac/dc	34.51	N 666-8087	unit	1+	8·97	10+	8·52	25+	8·07 ➤
Socket, screw, 24Vdc	34.51, 34.81	N 666-8093	unit	1+	7·60	10+	7·22	25+	6·84 ➤
Socket, screwless, 24Vdc	34.51, 34.81	N 666-8104	unit	1+	8·40	10+	7·98	25+	7·56 ➤

45 Series PCB Faston Terminals Relay

- Faston 250 terminals
- Contact Material: AgCdO
- Isolation Coil To Contact 4000V
- H 28.5,W 12.5,D 40.5
- Operating Temperature: -40°C to +125°C

Approvals: C-UL recognised; SEMKO; SEV



Contact Configuration	SPNO	Switching Current	16 A
Coil Power	0.65 W	Switching Voltage	250 V ac
Mechanical Life	20 x 10^6 Ops	Switching Power	4 W

Manu. Part No.	Coil Resistance (Ω)	Coil Voltage Vdc	Stock no.
45.71.7.012.0310	400	8.4 - 14.4	494-6348
45.71.7.024.0310	1600	16.8 - 28.8	494-6360

Manu. Part No.	Stock no.	Price per	OM	€		€		€
45.71.7.012.0310	494-6348	unit	1+	4·26	50+	4·05	100+	3·83
45.71.7.024.0310	494-6360	unit	1+	4·26	50+	4·05	100+	3·83

46 Series Relay with LED

- Mechanical flag indicator, lockable test button and LED
- Coil to contact isolation 6000Vac (1.2 / 50µs)
- 8mm creepage and clearance distance coil to contact
- Contact material: AgNi
- Ambient temperature range: -40 to +70°C
- Dimensions (mm): H 32.8, W 29, D12.4
- DIN rail sockets and Flange mount adaptors for Faston connection available separately

Approvals: UL recognised component for Canada and US



Switching Voltage	250 V ac
Mechanical Life	10 x 10^6

Manu. Part No.	Coil Resistance (Ω)	Coil Voltage	Contact Configuration	Switching Current (A)	Switch Power (VA)	Number of Pins	Stock no.
46.61.9.012.0074	300	12 Vdc	SPDT	16	4000	5	534-5263
46.61.9.024.0074	1200	24 Vdc	SPDT	16	4000	5	534-5279
46.61.8.024.0054	320	24 V ac	SPDT	16	4000	5	534-5285
46.61.8.110.0054	6900	110 V ac	SPDT	16	4000	5	534-5291
46.61.8.230.0054	28000	230 V ac	SPDT	16	4000	5	534-5308
46.52.9.012.0074	300	12 Vdc	DPDT	8	2000	8	534-5320
46.52.9024.0074	1200	24 Vdc	DPDT	8	2000	8	534-5336
46.52.8.024.0054	320	24 V ac	DPDT	8	2000	8	534-5342
46.52.8.110.0054	6900	110 V ac	DPDT	8	2000	8	534-5358
46.52.8.230.0054	28000	230 V ac	DPDT	8	2000	8	534-5364

Manu. Part No.	Coil Power	Stock no.	Price per	OM	€		€		€
46.61.9.012.0074	0.5 W	534-5263	unit	1+	6·64	10+	6·31	25+	5·98
46.61.9.024.0074	0.5 W	534-5279	unit	1+	6·64	10+	6·31	25+	5·98
46.61.8.024.0054	1.2 VA	534-5285	unit	1+	7·82	10+	7·43	25+	7·04
46.61.8.110.0054	1.2 VA	534-5291	unit	1+	9·17	10+	8·71	25+	8·25
46.61.8.230.0054	1.2 VA	534-5308	unit	1+	10·86	10+	10·32	25+	9·77
46.52.9.012.0074	0.5 W	534-5320	unit	1+	7·71	10+	7·32	25+	6·94
46.52.9024.0074	0.5 W	534-5336	unit	1+	7·71	10+	7·32	25+	6·94
46.52.8.024.0054	1.2 VA	534-5342	unit	1+	8·95	10+	8·50	25+	8·06
46.52.8.110.0054	1.2 VA	534-5358	unit	1+	10·18	10+	9·67	25+	9·16
46.52.8.230.0054	1.2 VA	534-5364	unit	1+	12·00	10+	11·40	25+	10·80

46 Series Relay Sockets & Accessories

- DIN Rail/ surface mount sockets with retain/ release clip
- Isolation coil to contact: 6kV (1.2/50µs)
- Max. wire size: 2 x 2.5mm



Description	Suits Relay Series	Manu. Part No.	Stock no.
DIN rail/ Surface mount socket,16A SPCO	46.61	97.01SPA	534-9007
DIN rail/ Surface mount socket, 8A DPCO	46.52	97.02SPA	534-8868
Flange mount adapter	46.52, 46.61	046.05	508-5646

Manu. Part No.	Stock no.	Price per	OM	€		€		€
97.01SPA	534-9007	unit	1+	4·66	50+	4·43	100+	4·19
97.02SPA	534-8868	unit	1+	5·10	10+	4·84	25+	4·59
046.05	508-5646	unit	1+	1·77	50+	1·68	100+	1·59

Series 55 relays

- 2 RT, 3 RT or 4 RT industrial relays.
- Housing equipped with an indicator and a mechanical test button with two positions, one of which is lockable.
- Can be fitted with series 8630 0024 dual function time switch (357-6948 or 357-6954).

Approvals: CE, VDE, NF, UL and CSA



Breaking capacity:	10 A (2 and 3 C/O), 7 A (4 C/O)
under 250 VAC	Contact / coil (1.2 / 50 µs): 3.6 kVac; Contact / contact: 1000 Vac
Dielectric strength:	Contact / coil (1.2 / 50 µs): 3.6 kVac / Contact / contacts: 1000 Vac
Contact material:	Ag Ni
Coil consumption:	1 W for DC / 1.5 VA for AC
Operate/release time:	9 ms / 3ms
Operating temperature:	-40 °C → +85 °C

Mounting Type	Terminals	Isolation Coil To Contact	4 kV
Dimensions	H 37.2 x W 20.7 x D 27.7 mm		

Manu. Part No.	Contact Configuration	Coil Voltage	Coil Power	Coil Resistance (Ω)	Stock no.
5532.9048.0040	DPCO	48 Vdc	1 W	2400	189-3178
55.33.9012.0010	3PCO	12 Vdc	1 W	140	292-8281
55.33.9024.0010	3PCO	24 Vdc	1 W	600	292-8297
55.33.8024.0010	3PCO	24 V ac	1.5 VA	190	292-8304
55.33.8230.0010	3PCO	230 V ac	1.5 VA	17000	292-8310
5534.9048.0040	4 C/O	48 Vdc	1 W	2400	189-3229

Description	Stock no.	Price per	OM	€		€		€
DPDT 48 Vdc	189-3178	unit	1+	9·12	10+	8·66	25+	8·21
3PDT 12 Vdc	292-8281	unit	1+	8·14	10+	7·73	25+	7·33
3PDT 24 Vdc	292-8297	unit	1+	8·14	10+	7·73	25+	7·33
3PDT 24 Vac	292-8304	unit	1+	8·14	10+	7·73	25+	7·33
3PDT 230 Vac	292-8310	unit	1+	8·80	10+	8·36	25+	7·92
4PDT 48 Vdc	189-3229	unit	1+	8·80	10+	8·36	25+	7·92

55 Series Relay

- Test button and mechanical indicator
- Dimensions: H 39.5, W 20.6, D 27.5
- Mechanical life: AC; 2 x 10^7, DC; 5 x 10^7
- Operating temperature range -40 to +85°C

Note: Socket part numbers 94.*4 are for use with 55.32 and 55.34 series
Socket part numbers 94.*2 are for use with 55.32 series

Approvals: UL; C-UL recognised; VDE



Contact Material	AgNi

Manu. Part No.	Coil Power	Coil Resistance (Ω)	Coil Voltage	Contact Configuration	Max Switching Current (A)	Stock no.
5532.9012.0040	1 W	140	12 Vdc	DPDT	10	189-3156
5532.9024.0040	1 W	600	24 Vdc	DPDT	10	189-3162
5532.8024.0040	1.5 VA	190	24 V ac	DPDT	10	189-3184
5532.8230.0040	1.5 VA	17000	230 V ac	DPDT	10	189-3190
5534.9012.0040	1 W	140	12 Vdc	4PDT	7	385-913
5534.9024.0040	1 W	600	24 Vdc	4PDT	7	385-929
5534.8024.0040	1.5 VA	190	24 V ac	4PDT	7	385-935
5534.8110.0040	1.5 VA	4000	110 V ac	4PDT	5	385-941
55.34.8.230.0040	1.5 VA	17000	230 V ac	4PDT	7	385-957

Manu. Part No.	Stock no.	Price per	OM	€		€		€
5532.9012.0040	189-3156	unit	1+	7·70	10+	7·32	25+	6·93
5532.9024.0040	189-3162	unit	1+	7·70	10+	7·32	25+	6·93
5532.8024.0040	189-3184	unit	1+	7·70	10+	7·32	25+	6·93
5532.8230.0040	189-3190	unit	1+	8·36	10+	7·94	25+	7·52
5534.9012.0040	385-913	unit	1+	8·14	10+	7·73	25+	7·33
5534.9024.0040	385-929	unit	1+	8·14	10+	7·73	25+	7·33
5534.8024.0040	385-935	unit	1+	8·14	10+	7·73	25+	7·33
5534.8110.0040	385-941	unit	1+	8·14	10+	7·73	25+	7·33
55.34.8.230.0040	385-957	unit	1+	8·80	10+	8·36	25+	7·92

55 Series Relay Accessories

finder

- Isolation Coil To Contact 2000 V



Description	Suitable For Use With	Stock no.
PCB socket	55.32	400-8418
PCB socket	55.33	666-7965
PCB socket	55.32, 55.34	245-2324
PCB socket	55.32, 55.34	400-8446
DIN rail socket	55.32	666-7959
DIN rail socket	55.32	666-7968
DIN rail socket	55.33	401-5309
DIN rail socket	55.33	666-7961
DIN rail skt, Clamp terms.	55.32, 55.34	400-9146
DIN rail socket	55.34	666-7987
DIN rail socket	55.32	666-7977
DIN rail socket	55.33	666-7971
DIN rail socket	55.32, 55.34	189-3263
DIN rail skt, Screw terms.	55.32, 55.34	403-263
DIN rail socket	55.32, 55.34	457-2802
Panel Mount Socket	55.32	400-8424
Panel mount socket	55.33	666-7974
Panel Mount Socket	55.32, 55.34	400-8430
Busbar, 6 way	94.03, 94.04 sockets	400-4034
Diode module, 6-220Vdc	90.02/03, 92.03, 94.02/03/04, 95.03/05/55, 97.01/02/51/52 sockets	623-9664
Diode module, 6-220Vdc	90.20/21,94.72/73/74/82,96.72/74 sockets	292-8089
Diode module, 6-220Vdc	94.54.1/82.3/84.3, 84.84.2, 94.92.3/94.3, 95.55.3/83.3/85.3/93.3/95.3 sockets	666-8047
LED & varistor module, 6-24Vac/dc	90.02/03, 92.03, 94.02/03/04, 95.03/05/55, 97.01/02/51/52 sockets	623-9670
LED & varistor module, 6-24Vac/dc	94.54.1/82.3/84.3, 84.84.2, 94.92.3/94.3, 95.55.3/83.3/85.3/93.3/95.3 sockets	666-8031
LED & varistor module, 28-60Vac/dc	90.02/03, 92.03, 94.02/03/04, 95.03/05/55, 97.01/02/51/52 sockets	623-9686
LED & varistor module, 28-60Vac/dc	94.54.1/82.3/84.3, 84.84.2, 94.92.3/94.3, 95.55.3/83.3/85.3/93.3/95.3 sockets	666-8040
LED & varistor module, 110-240Vac/dc	90.02/03, 92.03, 94.02/03/04, 95.03/05/55, 97.01/02/51/52 sockets	623-9692
LED & varistor module, 110-240Vac/dc	94.54.1/82.3/84.3, 84.84.2, 94.92.3/94.3, 95.55.3/83.3/85.3/93.3/95.3 sockets	666-8043
LED & diode module, (std pol.) 6-24Vdc	90.20/21,94.72/73/74/82,96.72/74 sockets	292-8095
LED & diode module, (std pol.) 6-24Vdc	90.02/03, 92.03, 94.02/03/04, 95.03/05/55, 97.01/02/51/52 sockets	666-8015
LED & diode module, (std pol.) 6-24Vdc	94.54.1/82.3/84.3, 84.84.2, 94.92.3/94.3, 95.55.3/83.3/85.3/93.3/95.3 sockets	666-8021
LED & diode module, (std pol.) 28-60Vdc	90.20/21,94.72/73/74/82,96.72/74 sockets	292-8102
LED & diode module, (std pol.) 28-60Vdc	90.02/03, 92.03, 94.02/03/04, 95.03/05/55, 97.01/02/51/52 sockets	666-8019
LED & diode module, (std pol.) 28-60Vdc	94.54.1/82.3/84.3, 84.84.2, 94.92.3/94.3, 95.55.3/83.3/85.3/93.3/95.3 sockets	666-8025
LED & diode module, (std pol.) 110-220Vdc	90.20/21,94.72/73/74/82,96.72/74 sockets	666-8012
LED & diode module, (std pol.) 110-220Vdc	90.02/03, 92.03, 94.02/03/04, 95.03/05/55, 97.01/02/51/52 sockets	666-8028
LED & diode module, (std pol.) 110-220Vdc	94.54.1/82.3/84.3, 84.84.2, 94.92.3/94.3, 95.55.3/83.3/85.3/93.3/95.3 sockets	666-8034
LED module, 6-24Vac/dc	90.20/21,94.72/73/74/82,96.72/74 sockets	292-8130
LED module, 28-60Vac/dc	90.20/21, 94.72/73/74/822, 96.72/74 sockets	666-8037
LED module, 110-230Vac/dc	90.20/21,94.72/73/74/82,96.72/74 sockets	292-8152
RC Circuit module, 6-24Vac/dc	90.20/21, 94.72/73/74/822, 96.72/74 sockets	666-8062
RC Circuit module, 6-24Vac/dc	90.02/03, 92.03, 94.02/03/04, 95.03/05/55, 97.01/02/51/52 sockets	623-9709
RC Circuit module, 6-24Vac/dc	94.54.1/82.3/84.3, 84.84.2, 94.92.3/94.3, 95.55.3/83.3/85.3/93.3/95.3 sockets	666-8056
RC Circuit module, 28-60Vac/dc	90.20/21, 94.72/73/74/822, 96.72/74 sockets	666-8065
RC Circuit module, 28-60Vac/dc	90.02/03, 92.03, 94.02/03/04, 95.03/05/55, 97.01/02/51/52 sockets	623-9715
RC Circuit module, 28-60Vac/dc	94.54.1/82.3/84.3, 84.84.2, 94.92.3/94.3, 95.55.3/83.3/85.3/93.3/95.3 sockets	666-8059
RC Circuit Module, 110-240Vac/dc	90.20/21, 94.72/73/74/822, 96.72/74 sockets	666-8069
RC Circuit Module, 110-240Vac/dc	90.02/03, 92.03, 94.02/03/04, 95.03/05/55, 97.01/02/51/52 sockets	623-9721
RC Circuit Module, 110-240Vac/dc	94.54.1/82.3/84.3, 84.84.2, 94.92.3/94.3, 95.55.3/83.3/85.3/93.3/95.3 sockets	666-8053
Residual current bypass module, 110-240Vac	90.20/21, 94.72/73/74/822, 96.72/74 sockets	666-8078
Residual current bypass module, 110-240Vac	90.02/03, 92.03, 94.02/03/04, 95.03/05/55, 97.01/02/51/52 sockets	623-9658
Residual current bypass module, 110-240Vac	94.54.1/82.3/84.3, 84.84.2, 94.92.3/94.3, 95.55.3/83.3/85.3/93.3/95.3 sockets	666-8071

Manu. Part No.	Stock no.	Price per	OM	€		€		€
9412SMA	400-8418	unit	1+	5·71	10+	5·42	25+	5·14
94.13 SMA	666-7965	unit	1+	1·90	50+	1·80	100+	1·71 ➤
94.14SMA	245-2324	unit	1+	1·88	50+	1·79	100+	1·69
9414SMA	400-8446	unit	1+	5·65	10+	5·37	25+	5·08
94.02 SMA	666-7959	unit	1+	4·66	50+	4·43	100+	4·19 ➤
94.02.0 SMA	666-7968	unit	1+	4·66	50+	4·43	100+	4·19 ➤
94.03SMA	401-5309	unit	1+	5·36	10+	5·09	25+	4·82
94.03.0 SMA	666-7961	unit	1+	5·38	10+	5·11	25+	4·84 ➤
9404SMA	400-9146	unit	1+	5·21	10+	4·95	25+	4·69
94.04.0SMA	666-7987	unit	1+	5·23	10+	4·97	25+	4·71 ➤
94.72 SMA	666-7977	unit	1+	4·74	50+	4·50	100+	4·27 ➤
94.73 SMA	666-7971	unit	1+	5·47	10+	5·20	25+	4·92 ➤
94.74SMA	189-3263	unit	1+	5·31	10+	5·04	25+	4·78
94440000R	403-263	unit	1+	5·21	10+	4·95	25+	4·69
9454.1	457-2802	unit	1+	8·41	10+	7·99	25+	7·57
9432SMA	N 400-8424	unit	1+	5·65	10+	5·37	25+	5·08
94.33 SMA	666-7974	unit	1+	1·90	50+	1·80	100+	1·71 ➤
9434SMA	N 400-8430	unit	1+	5·65	10+	5·37	25+	5·08
09406	400-4034	unit	1+	6·66	10+	6·33	25+	5·99
99.02.300000	623-9664	unit	1+	3·29	50+	3·13	100+	2·96
99.01.3.000.00	292-8089	unit	1+	1·51	50+	1·43	100+	1·36
99.80.3.000.00	N 666-8047	unit	1+	1·53	50+	1·45	100+	1·38 ➤
99.02.0024.98	623-9670	unit	1+	3·58	50+	3·40	100+	3·22
99.80.0.024.98	N 666-8031	unit	1+	4·70	50+	4·46	100+	4·23 ➤
99.02.0060.98	623-9686	unit	1+	3·64	50+	3·46	100+	3·28
99.80.0.060.98	N 666-8040	unit	1+	4·70	50+	4·46	100+	4·23 ➤
99.02.0.230.98	623-9692	unit	1+	3·58	50+	3·40	100+	3·22
99.80.0.230.98	N 666-8043	unit	1+	4·70	50+	4·46	100+	4·23 ➤
99.01.9.024.99	292-8095	unit	1+	3·04	50+	2·89	100+	2·74
99.02.9.024.99	N 666-8015	unit	1+	3·03	50+	2·88	100+	2·73 ➤
99.80.9.024.99	N 666-8021	unit	1+	3·06	50+	2·91	100+	2·75 ➤
99.01.9.060.99	292-8102	unit	1+	3·17	50+	3·01	100+	2·85
99.02.9.060.99	N 666-8019	unit	1+	3·12	50+	2·96	100+	2·81 ➤
99.80.9.060.99	N 666-8025	unit	1+	3·12	50+	2·96	100+	2·81 ➤
99.01.9.220.99	N 666-8012	unit	1+	3·06	50+	2·91	100+	2·75 ➤
99.02.9.220.99	N 666-8028	unit	1+	3·03	50+	2·88	100+	2·73 ➤
99.80.9.220.99	N 666-8034	unit	1+	3·06	50+	2·91	100+	2·75 ➤
99.01.0.024.59	292-8130	unit	1+	2·79	50+	2·65	100+	2·51
99.01.0.060.59	N 666-8037	unit	1+	2·79	50+	2·65	100+	2·51 ➤
99.01.0.230.59	292-8152	unit	1+	2·79	50+	2·65	100+	2·51
99.01.0.024.09	N 666-8062	unit	1+	3·21	50+	3·05	100+	2·89 ➤
99.02.0024.09	623-9709	unit	1+	3·42	50+	3·25	100+	3·08
99.80.0.024.09	N 666-8056	unit	1+	3·21	50+	3·05	100+	2·89 ➤
99.01.0.060.09	N 666-8065	unit	1+	3·21	50+	3·05	100+	2·89 ➤
99.02.0060.09	N 623-9715	unit	1+	3·00	50+	2·85	100+	2·70
99.80.0.060.09	N 666-8059	unit	1+	3·21	50+	3·05	100+	2·89 ➤
99.01.0.230.09	N 666-8069	unit	1+	3·21	50+	3·05	100+	2·89 ➤
99.02.0230.09	623-9721	unit	1+	3·42	50+	3·25	100+	3·08
99.80.0.230.09	N 666-8053	unit	1+	3·21	50+	3·05	100+	2·89 ➤
99.01.8.230.07	N 666-8078	unit	1+	3·06	50+	2·91	100+	2·75 ➤
99.02.8230.07	623-9658	unit	1+	3·02	50+	2·87	100+	2·72
99.80.8.230.07	N 666-8071	unit	1+	3·03	50+	2·88	100+	2·73 ➤

DPDT Miniature Power Relay - Series 56.32

finder

- Lockable test button
- Mechanical indicator
- Operating temperature: -40°C to +70°C
- Dimensions: H37.7mm x W27.7mm x D20.7mm

Note: Uses 96 series sockets e.g. stock no. 245-5711

Approvals: CE, CSA, VDE, IMQ



Switching Current	12 A	Contact Configuration	DPDT
Switching Voltage	250 V ac	Contact Material	AgNi
Switch Power	3000 VA	Number of Pins	8

Manu. Part No.	Coil Voltage	Coil Resistance (Ω)	Coil Power	Stock no.
56.32.9.012.0040	12 Vdc	140	1 W	154-605
56.32.9.024.0040	24 Vdc	600	1 W	154-526
56.32.8.024.0040	24 V ac	190	1.5 VA	154-378
56.32.8.110.0040	110 V ac	3,940	1.5 VA	154-368
56.32.8.230.0040	230 V ac	17000	1.5 VA	154-374

Manu. Part No.	Stock no.	Price per	OM	€		€		€
56.32.9.012.0040	154-605	unit	1+	9·41	10+	8·94	25+	8·47
56.32.9.024.0040	154-526	unit	1+	9·41	10+	8·94	25+	8·47
56.32.8.024.0040	154-378	unit	1+	9·41	10+	8·94	25+	8·47
56.32.8.110.0040	154-368	unit	1+	9·41	10+	8·94	25+	8·47
56.32.8.230.0040	154-374	unit	1+	10·21	10+	9·70	25+	9·19

4PDT Miniature Power Relay - Series 56.34

finder

- Lockable test button
- Mechanical indicator
- Operating temperature: -40°C to +70°C
- Dimensions: H37.6mm x W27.7mm x D40.8mm

Note: Uses 96 series sockets e.g. stock no. 245-5727

Approvals: CE, CSA, VDE, IMQ



Switching Current	12 A	Contact Configuration	4PDT
Switching Voltage	250 V ac	Contact Material	AgNi
Switch Power	3000 VA	Number of Pins	14

Manu. Part No.	Coil Voltage	Coil Power	Coil Resistance (Ω)	Stock no.
56.34.9.012.0040	12 Vdc	1.3 W	123	154-576
56.34.9.024.0040	24 Vdc	1.3 W	490	154-582
56.34.8.024.0040	24 V ac	2 VA	81	154-380
56.34.8.110.0040	110 V ac	2 VA	1900	154-396
56.34.8.230.0040	230 V ac	2 VA	7700	154-598

Manu. Part No.	Stock no.	Price per	OM	€		€		€
56.34.9.012.0040	154-576	unit	1+	15·98	10+	15·18	25+	14·38
56.34.9.024.0040	154-582	unit	1+	15·98	10+	15·18	25+	14·38
56.34.8.024.0040	154-380	unit	1+	15·98	10+	15·18	25+	14·38
56.34.8.110.0040	154-396	unit	1+	15·98	10+	15·18	25+	14·38
56.34.8.230.0040	154-598	unit	1+	16·57	10+	15·74	25+	14·91

96 Series Sockets



Description	Suitable For Use With	Manu. Part No.	Stock no.
DPCO socket, plate clamp	56.32	96.72SMA	245-5711
4PCO socket, plate clamp	56.34	96.74SMA	245-5727
DPCO socket, PCB	56.32	96.12SMA	245-5705
PCB mount	56.34	96.14SMA	245-2245
DPCO socket, box clamp	56.32	96.02 SMA	666-7980
DIN rail/panel mount, box clamp screw term.	56.34	96.04 SMA	666-7983

Manu. Part No.	Stock no.	Price per	OM	€		€		€
96.72SMA	245-5711	unit	1+	5·81	10+	5·52	25+	5·23
96.74SMA	245-5727	unit	1+	6·90	10+	6·56	25+	6·21
96.12SMA	245-5705	unit	1+	2·06	50+	1·96	100+	1·85
96.14SMA	245-2245	unit	1+	2·46	50+	2·34	100+	2·21
96.02 SMA	666-7980	unit	1+	6·45	10+	6·13	25+	5·80 ➤
96.04 SMA	666-7983	unit	1+	7·97	10+	7·57	25+	7·17 ➤

60 Series Relay

- Contact rating: 10A @ 250Vac
- Test button and mechanical indicator
- Coil To Contact rating of 2000 V
- Contact Material: AgNi
- Operating Temperature Range of -40 to +70°C
- Sockets available in section (stock no's. 454-7143 8-pin 454-7159 11-pin)

Approvals: UL; CSA; VDE



Description	Pins	Coil Resistance (Ω)	Coil Voltage	Manu. Part No.	Stock no.
DPCO 12 Vdc	8	110	12 Vdc	60.12.9.012.0040	350-585
DPCO 24 Vdc	8	445	24 Vdc	60.12.9.024.0040	350-591
DPCO 48 Vdc	8	1770	48 Vdc	60.12.9.048.0040	350-608
DPCO 110 Vdc	8	9420	110 Vdc	6012.9110.0040	350-614
DPCO 12 Vac	8	19	12 V ac	60.12.8.012.0040	350-620
DPCO 24 Vac	8	74	24 V ac	60.12.8.024.0040	350-636
DPCO 48 Vac	8	290	48 V ac	60.12.8.048.0040	350-642
DPCO 110 Vac	8	1800	110 V ac	60.12.8.110.0040	350-658
DPCO 230 Vac	8	7250	230 V ac	60.12.8.230.0040	350-664
3PCO 12 Vdc	11	110	12 Vdc	60.13.9.012.0040	350-670
3PCO 24 Vdc	11	445	24 Vdc	60.13.9.024.0040	350-686
3PCO 48 Vdc	11	1770	48 Vdc	60.13.9.048.0040	350-692
3PCO 110 Vdc	11	9420	110 Vdc	60.13.9.110.0040	350-709
3PCO 12 Vac	11	19	12 V ac	60.13.8.012.0040	350-715
3PCO 24 Vac	11	74	24 V ac	60.13.8.024.0040	350-721
3PCO 48 Vac	11	290	48 V ac	60.13.8.048.0040	350-737
3PCO 110 Vac	11	1800	110 V ac	60.13.8.110.0040	350-743
3PCO 230 Vac	11	7250	230 V ac	6013.8230.0040	350-759

Description	Manu. Part No.	Stock no.	Price per	OM	€		€		€
DPCO 12 Vdc	60.12.9.012.0040	350-585	unit	1+	11·04	10+	10·49	25+	9·94
DPCO 24 Vdc	60.12.9.024.0040	350-591	unit	1+	11·04	10+	10·49	25+	9·94
DPCO 48 Vdc	60.12.9.048.0040	350-608	unit	1+	11·74	10+	11·15	25+	10·57
DPCO 110 Vdc	6012.9110.0040	350-614	unit	1+	11·74	10+	11·15	25+	10·57
DPCO 12 Vac	60.12.8.012.0040	350-620	unit	1+	11·04	10+	10·49	25+	9·94
DPCO 24 Vac	60.12.8.024.0040	350-636	unit	1+	11·04	10+	10·49	25+	9·94
DPCO 48 Vac	60.12.8.048.0040	350-642	unit	1+	11·74	10+	11·15	25+	10·57
DPCO 110 Vac	60.12.8.110.0040	350-658	unit	1+	11·04	10+	10·49	25+	9·94
DPCO 230 Vac	60.12.8.230.0040	350-664	unit	1+	11·74	10+	11·15	25+	10·57
3PCO 12 Vdc	60.13.9.012.0040	350-670	unit	1+	11·63	10+	11·05	25+	10·47
3PCO 24 Vdc	60.13.9.024.0040	350-686	unit	1+	11·63	10+	11·05	25+	10·47
3PCO 48 Vdc	60.13.9.048.0040	350-692	unit	1+	12·34	10+	11·72	25+	11·11
3PCO 110 Vdc	60.13.9.110.0040	350-709	unit	1+	12·34	10+	11·72	25+	11·11
3PCO 12 Vac	60.13.8.012.0040	350-715	unit	1+	11·63	10+	11·05	25+	10·47
3PCO 24 Vac	60.13.8.024.0040	350-721	unit	1+	11·63	10+	11·05	25+	10·47
3PCO 48 Vac	60.13.8.048.0040	350-737	unit	1+	12·34	10+	11·72	25+	11·11
3PCO 110 Vac	60.13.8.110.0040	350-743	unit	1+	11·63	10+	11·05	25+	10·47
3PCO 230 Vac	6013.8230.0040	350-759	unit	1+	12·34	10+	11·72	25+	11·11

Multifunction Relay and Timer Module Sockets

- Suitable for the 60 Series relays



90.22 & 90.23 90.22 x 90.23 90.26 & 90.27 90.26 x 90.27

Description	Pins	Manu. Part No.	Stock no.
Clamp Terminal Socket for 60.12 Series	8	9022+9053	253-4022
Clamp Terminal Socket for 60.13 Series	11	9023+9053	253-4038
Screw Terminal Socket for 60.12 Series	8	9026+9053	253-4044
Screw Terminal Socket for 60.13 Series	11	9027+9053	253-4050

Manu. Part No.	Stock no.	Price per	OM	€		€		€
9022+9053	253-4022	unit	1+	3·12	50+	2·96	100+	2·81
9023+9053	253-4038	unit	1+	3·43	50+	3·26	100+	3·09
9026+9053	253-4044	unit	1+	4·74	50+	4·50	100+	4·27
9027+9053	253-4050	unit	1+	5·20	10+	4·94	25+	4·68

2 C/O / 3 C/O 16 A plug-in relays, series 62.32 and 62.33



- Relays with 2 or 3 changeover contacts (CO).
- Permanent 16 A current.
- Housing equipped with a lockable mechanical test button.
- Option to fit with 86 series timer module, dual function or multi-function (357-6948 or 357-6954).
- Fits onto universal supports with panel attachment, assembly on DIN rail.

Approvals: UL and VDE, CE, CSA, and ABS

Breaking capacity:	16A/250Vac	Contact material:	Ag CdO
Dielectric strength - contact/coil (1.2 / 50 µs):	6 kV	Operating temperature:	–40 °C → +70 °C
Coil consumption Vac / Vdc:	2.2 VA / 1.3 W	Level of sealing:	RTI
Operate / release time:	10 ms / 10 ms		

Description	Manu. Part No.	Stock no.	Price per	OM	€		€		€
2 C/O / 16 A series 62.32, 12 VDC	62.32.9012.0010	N 292-8398	unit	1+	11·04	10+	10·49	25+	9·94
2 C/O / 16 A series 62.32, 24 VDC	62.32.9024.0010	N 292-8405	unit	1+	11·04	10+	10·49	25+	9·94
2 C/O / 16 A series 62.32, 24 VAC	62.32.8024.0010	N 292-8411	unit	1+	11·04	10+	10·49	25+	9·94
2 C/O / 16 A series 62.32, 230 VAC	62.32.8230.0010	N 292-8427	unit	1+	11·74	10+	11·15	25+	10·57
3 C/O / 16 A series 62.33, 12 VDC	62.33.9.012.0040	N 292-8433	unit	1+	11·75	10+	11·16	25+	10·58
3 C/O / 16 A series 62.33, 24 Vdc	62.33.9.024.0040	N 292-8449	unit	1+	11·75	10+	11·16	25+	10·58
3 C/O / 16 A series 62.33, 24 VAC	62.33.8.024.0040	N 292-8455	unit	1+	11·75	10+	11·16	25+	10·58
3 C/O / 16 A series 62.33, 230 Vac	62.33.8.230.0040	N 292-8736	unit	1+	12·34	10+	11·72	25+	11·11

Support for industrial relays series 62.32 and 62.33

- Option to fit the multi-voltage timing module, multi-function series 8600.

Load:	10A/250 Vac	Dielectric strength:	≥2.5 kVAC
Insulation resistance:	≥1000 MΩ		



Manu. Part No.	Stock no.	Price per	OM	€		€		€
9203	N 400-8402	unit	1+	7·63	10+	7·25	25+	6·87

62 Series Faston Industrial Relay

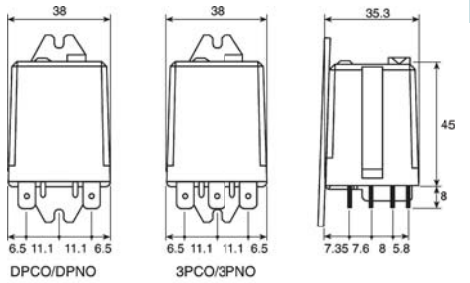



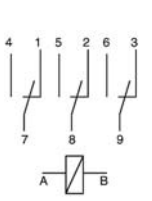

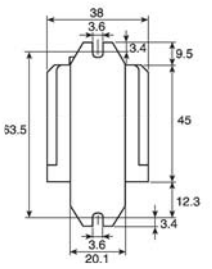

- DPNO and 3PNO have a 3mm contact gap
- Cover incorporates mounting brackets
- Faston 250 (6.3x0.8mm) terminals
- Contact Material: AgCdO
- Isolation Coil To Contact 6000V (1.2/50µs)
- H 72,W 38,D 36
- Operating Temperature: -40°C to +50°C

Approvals: UL recognised component for Canada and US, VDE

Switching Current	16 A	Switching Power	4000 VA
Switching Voltage	250 V ac		

Manu. Part No.	Contact Configuration	Coil Power	Coil Resistance (Ω)	Coil Voltage	Mechanical Life	Stock no.
62.82.9012.0000	DPDT	1.3 W	110	12 Vdc	30×10^6	245-2368
62.82.9024.0000	DPDT	1.3 W	445	24 Vdc	30×10^6	245-2374
62.82.8230.0000	DPDT	2.2 VA	7250	230 V ac	10×10^6	245-2396

continued on next page

continued from previous page

Manu. Part No.	Contact Configuration	Coil Power	Coil Resistance (Ω)	Coil Voltage	Mechanical Life	Stock no.
62.83.9.012.0000	3PDT	1.3 W	110	12 Vdc	30 x 10^6	**245-2447**
62.83.9024.0000	3PDT	1.3 W	445	24 Vdc	30 x 10^6	**245-2453**
62.83.8110.0000	3PDT	2.2 VA	1600	110 V ac	10 x 10^6	**245-2469**
62.83.8230.0000	3PDT	2.2 VA	7250	230 V ac	10 x 10^6	**245-2481**
62.82.9012.0300	DPST N/O	3 W	48	12 Vdc	30 x 10^6	**245-2403**
62.82.8110.0300	DPST N/O	3 VA	1200	110 V ac	10 x 10^6	**245-2425**
62.82.8230.0300	DPST N/O	3 VA	5000	230 V ac	10 x 10^6	**245-2431**
62.83.9012.0300	3PST N/O	3 W	48	12 Vdc	30 x 10^6	**245-2497**
62.83.9024.0300	3PST N/O	3 W	192	24 Vdc	30 x 10^6	**245-2504**
62.83.8230.0300	3PST N/O	3 VA	5000	230 V ac	10 x 10^6	**245-2526**

Manu. Part No.	Stock no.	Price per	OM	€		€		€
62.82.9012.0000	**245-2368**	**unit**	1+	**10·79**	10+	**10·25**	25+	**9·71**
62.82.9024.0000	[N] **245-2374**	**unit**	1+	**10·79**	10+	**10·25**	25+	**9·71**
62.82.8230.0000	**245-2396**	**unit**	1+	**11·49**	10+	**10·92**	25+	**10·34**
62.83.9.012.0000	**245-2447**	**unit**	1+	**11·37**	10+	**10·80**	25+	**10·23**
62.83.9024.0000	**245-2453**	**unit**	1+	**11·37**	10+	**10·80**	25+	**10·23**
62.83.8110.0000	**245-2469**	**unit**	1+	**11·37**	10+	**10·80**	25+	**10·23**
62.83.8230.0000	**245-2481**	**unit**	1+	**12·07**	10+	**11·47**	25+	**10·86**
62.82.9012.0300	**245-2403**	**unit**	1+	**10·79**	10+	**10·25**	25+	**9·71**
62.82.8110.0300	[N] **245-2425**	**unit**	1+	**10·79**	10+	**10·25**	25+	**9·71**
62.82.8230.0300	**245-2431**	**unit**	1+	**11·49**	10+	**10·92**	25+	**10·34**
62.83.9012.0300	[N] **245-2497**	**unit**	1+	**11·37**	10+	**10·80**	25+	**10·23**
62.83.9024.0300	**245-2504**	**unit**	1+	**11·37**	10+	**10·80**	25+	**10·23**
62.83.8230.0300	**245-2526**	**unit**	1+	**12·07**	10+	**11·47**	25+	**10·86**

65 Series Industrial Relay

finder

- Cover incorporates mounting brackets
- Faston 250 (6.3x0.8mm) terminals
- Contact Material: AgCdO
- Isolation Coil To Contact 4000V (1.2/ 50µs)
- H 51.5,W 32.5,D 36.5
- Operating Temperature: -40°C to +50°C

Approvals: UL recognised component for Canada and US, VDE

Switching Voltage	250 V ac



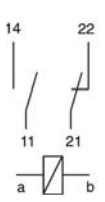



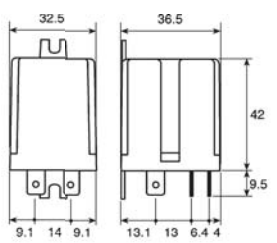

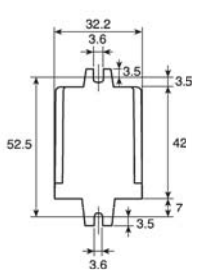

Manu. Part No.	Contact Configuration	Coil Power	Coil Resistance (Ω)	Coil Voltage	Mechanical Life	Switching Current (A)	Switch Power (VA)	Stock no.
65.31.9.012.0000	SPNO, SPNC	1.3 W	110	12 Vdc	30 x 10^6	20	5000	**245-2093**
6531.9024.0000	SPNO, SPNC	1.3 W	445	24 Vdc	30 x 10^6	20	5000	**245-2100**
6531.8230.0000	SPNO, SPNC	2.2 VA	7250	230 V ac	10 x 10^6	20	5000	**245-2122**
6531.9012.0300	SPNO	1.3 W	110	12 Vdc	30 x 10^6	30	7500	**245-2059**
65.31.9.024.0300	SPNO	1.3 W	445	24 Vdc	30 x 10^6	30	7500	**245-2065**
6531.8230.0300	SPNO	2.2 VA	7250	230 V ac	10 x 10^6	30	7500	**245-2087**

Manu. Part No.	Stock no.	Price per	OM	€		€		€
65.31.9.012.0000	**245-2093**	**unit**	1+	**10·46**	10+	**9·94**	25+	**9·41**
6531.9024.0000	**245-2100**	**unit**	1+	**10·46**	10+	**9·94**	25+	**9·41**
6531.8230.0000	**245-2122**	**unit**	1+	**11·16**	10+	**10·60**	25+	**10·04**
6531.9012.0300	**245-2059**	**unit**	1+	**10·46**	10+	**9·94**	25+	**9·41**
65.31.9.024.0300	**245-2065**	**unit**	1+	**10·46**	10+	**9·94**	25+	**9·41**
6531.8230.0300	**245-2087**	**unit**	1+	**11·16**	10+	**10·60**	25+	**10·04**

66 Series Flange Mount

finder

- Double insulation between coil and contacts according to EN 60335-1 (VDE 0700)
- 8mm creepage and clearance between coil and contacts
- 6000Vac coil to contact insulation voltage
- Faston 250 Terminals
- Dimensions: 40.75 x 33.5 x 68.5mm (including flanges and terminals)
- Operating temperature range: -40 to +70°C



Relay Series	66	Switching Current	30 (N/O); 10 (N/C) A
Contact Configuration	DPDT	Switching Voltage	250 V ac
Mechanical Life	10 x 10^6	Switching Power	7.5A (NO), 2.5A (NC) VA

Manu. Part No.	Coil Resistance (Ω)	Coil Voltage	Coil Power	Stock no.
66.82.8.024.0000	50	24 V ac	3.6 VA	**492-7173**
66.82.8.110.0000	930	110 V ac	3.6 VA	**492-7195**
66.82.8.230.0000	4000	230 V ac	3.6 VA	**492-7202**
66.82.9.012.0000	85	12 Vdc	1.7 W	**492-7218**
66.82.9.024.0000	340	24 Vdc	1.7 W	**492-7224**

Manu. Part No.	Stock no.	Price per	OM	€		€		€
66.82.8.024.0000	[N] **492-7173**	**unit**	1+	**12·80**	10+	**12·16**	25+	**11·52**
66.82.8.110.0000	[N] **492-7195**	**unit**	1+	**12·80**	10+	**12·16**	25+	**11·52**
66.82.8.230.0000	**492-7202**	**unit**	1+	**13·54**	10+	**12·86**	25+	**12·19**
66.82.9.012.0000	**492-7218**	**unit**	1+	**12·80**	10+	**12·16**	25+	**11·52**
66.82.9.024.0000	**492-7224**	**unit**	1+	**12·80**	10+	**12·16**	25+	**11·52**

Quick Connect Terminal - G2R Series

OMRON

- Quick connect terminals (upper bracket) - ideal for panel mounting
- 8mm creepage/clearance
- H38 x W14 x D45 mm (H includes QC terminal, FC = 38mm)

Approvals: UL508; CSA22.2; EN 61810-1; SEV; SEMKO



Contact Configuration	SPDT	Switching Current	10 A
Switch Power	300 W / 2500 VA		

Manu. Part No.	Coil Power	Coil Resistance (Ω)	Coil Voltage	Mechanical Life (Ops)	Stock no.
G2R-1-T DC12	530 mW	275	12 Vdc	2 x 10^7	**211-1269**
G2R-1-T DC24	530 mW	1.10 K	24 Vdc	2 x 10^7	**211-1275**
G2R-1-T AC24	0.9 VA	260	24 V ac	1 x 10^7	**211-1281**
G2R-1-T AC110	0.9 VA	4.60 K	110 V ac	1 x 10^7	**211-1297**
G2R-1-T AC240	0.9 VA	26.85 K	240 V ac	1 x 10^7	**211-1304**

Manu. Part No.	Stock no.	Price per	OM	€		€		€
G2R-1-T DC12	**211-1269**	**unit**	1+	**4·67**	50+	**4·44**	100+	**4·20**
G2R-1-T DC24	**211-1275**	**unit**	1+	**4·67**	50+	**4·44**	100+	**4·20**
G2R-1-T AC24	**211-1281**	**unit**	1+	**5·83**	10+	**5·54**	25+	**5·25**
G2R-1-T AC110	**211-1297**	**unit**	1+	**5·83**	10+	**5·54**	25+	**5·25**
G2R-1-T AC240	**211-1304**	**unit**	1+	**9·90**	10+	**9·40**	25+	**8·91**

G2RS Series

OMRON

- Integral coil status LED, and mechanical operation indicator
- Cadmium and lead free
- Contact resistance: 100mΩ
- Coil to contact isolation: 5000Vac
- Operating temperature range: -40 to + 70°C
- H35.5, W29, D13mm
- DIN Rail and PCB sockets are available separately

Note: Can be used as a replacement for earlier version of G2R-SN series, please check height clearance.

Approvals: UL, CSA, VDE



Contact Rating (ac)	250
Contact Rating (dc)	30

Manu. Part No.	Coil Voltage	Coil Resistance (Ω)	Contact Configuration	Contact Rating (VA)	Coil Power	Stock no.
G2R-1-SN 12DC(S)	12 Vdc	278	SPDT	2500	0.53 W	**353-821**
G2R-1-SN 24DC(S)	24 Vdc	1113	SPDT	2500	0.53 W	**353-837**
G2R-1-SN 24AC(S)	24 V ac	253	SPDT	2500	0.53 W	**353-843**
G2R-1-SN 110AC(S)	110 V ac	5566	SPDT	2500	0.9 VA	**353-859**
G2R-1-SN 230AC(S)	230 V ac	27172	SPDT	2500	0.9 VA	**353-865**
G2R-2-SN 12DC(S)	12 Vdc	278	DPDT	1250	0.53 W	**353-871**
G2R-2-SN 24DC(S)	24 Vdc	1113	DPDT	1250	0.53 W	**353-887**
G2R-2-SN 24AC(S)	24 V ac	253	DPDT	1250	0.9 VA	**353-893**
G2R-2-SN 110AC(S)	110 V ac	5566	DPDT	1250	0.9 VA	**353-900**
G2R-2-SN 230AC(S)	230 V ac	27172	DPDT	1250	0.9 VA	**353-916**

Manu. Part No.	Contact Rating (A)	Stock no.	Price per	OM	€		€		€
G2R-1-SN 12DC(S)	10	**353-821**	**unit**	1+	**5·50**	10+	**5·09**	25+	**4·84**
G2R-1-SN 24DC(S)	10	**353-837**	**unit**	1+	**5·50**	10+	**5·09**	25+	**4·84**
G2R-1-SN 24AC(S)	10	**353-843**	**unit**	1+	**6·10**	10+	**5·64**	25+	**5·37**
G2R-1-SN 110AC(S)	10	**353-859**	**unit**	1+	**6·10**	10+	**5·64**	25+	**5·37**
G2R-1-SN 230AC(S)	10	**353-865**	**unit**	1+	**9·20**	10+	**8·51**	25+	**8·10**
G2R-2-SN 12DC(S)	5	**353-871**	**unit**	1+	**6·20**	10+	**5·74**	25+	**5·46**
G2R-2-SN 24DC(S)	5	**353-887**	**unit**	1+	**6·20**	10+	**5·74**	25+	**5·46**
G2R-2-SN 24AC(S)	5	**353-893**	**unit**	1+	**6·60**	10+	**6·11**	25+	**5·81**
G2R-2-SN 110AC(S)	5	**353-900**	**unit**	1+	**6·60**	10+	**6·11**	25+	**5·81**
G2R-2-SN 230AC(S)	5	**353-916**	**unit**	1+	**9·80**	10+	**9·07**	25+	**8·62**

Accessories

Description	Stock no.	Price per	OM	€		€		€
DIN Socket, SPCO,5 pin,10A	**353-944**	**unit**	1+	**3·60**	50+	**3·33**	100+	**3·17**
DIN Socket, DPCO,8 pin,5A	**353-966**	**unit**	1+	**4·89**	15+	**4·55**	25+	**4·45**
Busbar	**329-7320**	**unit**	1+	**6·00**	10+	**5·55**	25+	**5·28**
PCB Socket, SPCO,5 pin,10A	**353-950**	**unit**	1+	**1·80**	50+	**1·67**	100+	**1·58**
PCB Socket, DPCO,8 pin,5A	**353-972**	**unit**	1+	**2·10**	50+	**1·94**	100+	**1·85**

G2RS Series with Test Button

OMRON

- Integral coil status LED, and mechanical operation indicator
- Cadmium and lead free
- Contact resistance: 100mΩ
- Coil to contact isolation: 5000Vac
- Operating temperature range: -40 to + 70°C
- H35.5, W29, D13mm
- DIN Rail and PCB sockets are available separately

Note: Can be used as a replacement for earlier version of G2R-SN series, please check height clearance.

Approvals: UL, CSA, VDE



Contact Rating (ac)	250
Contact Rating (dc)	30

Manu. Part No.	Contact Configuration	Maximum Switching Current (A)	Contact Rating (VA)	Coil Power	Stock no.
G2R-1-SNI 12DC(S)	SPDT	10	2500	0.53 W	**329-7162**
G2R-1-SNI 24DC(S)	SPDT	10	2500	0.53 W	**329-7178**
G2R-1-SNI 24AC(S)	SPDT	10	2500	0.53 W	**329-7184**
G2R-1-SNI 110AC(S)	SPDT	10	2500	0.9 VA	**329-7190**

continued on next page

OM = Order Multiple (P) Also available in Production Packaging, visit rswww.ie for details ➤ Indicates more pricing available on this product, call or go online [N] new product to range * manufacturers information unavailable at time of printing

continued from previous page

Manu. Part No.	Contact Configuration	Maximum Switching Current (A)	Contact Rating (VA)	Coil Power	Stock no.
G2R-1-SNI 230AC(S)	SPDT	10	2500	0.9 VA	329-7207
G2R-2-SNI 12DC(S)	DPDT	5	1250	0.53 W	329-7235
G2R-2-SNI 24DC(S)	DPDT	5	1250	0.53 W	329-7241
G2R-2-SNI 24AC(S)	DPDT	5	1250	0.53 W	329-7257
G2R-2-SNI AC110(S)	DPDT	5	1250	0.9 VA	329-7263
G2R-2-SNI 230AC(S)	DPDT	5	1250	0.9 VA	329-7285

Manu. Part No.	Stock no.	Price per	OM	€		€		€
G2R-1-SNI 12DC(S)	329-7162	unit	1+	5·70	10+	5·27	25+	5·02
G2R-1-SNI 24DC(S)	329-7178	unit	1+	5·70	10+	5·27	25+	5·02
G2R-1-SNI 24AC(S)	329-7184	unit	1+	6·30	10+	5·83	25+	5·54
G2R-1-SNI 110AC(S)	329-7190	unit	1+	6·30	10+	5·83	25+	5·54
G2R-1-SNI 230AC(S)	329-7207	unit	1+	9·40	10+	8·70	25+	8·27
G2R-2-SNI 12DC(S)	329-7235	unit	1+	6·40	10+	5·92	25+	5·63
G2R-2-SNI 24DC(S)	329-7241	unit	1+	6·40	10+	5·92	25+	5·63
G2R-2-SNI 24AC(S)	329-7257	unit	1+	6·80	10+	6·29	25+	5·98
G2R-2-SNI AC110(S)	329-7263	unit	1+	6·80	10+	6·29	25+	5·98
G2R-2-SNI 230AC(S)	329-7285	unit	1+	10·10	10+	9·70	25+	9·50

G2RS Series with Test Button & Back E.M.F Suppression Diode

OMRON



- Integral coil status LED, and mechanical operation indicator
- Cadmium and lead free
- Contact resistance: 100mΩ
- Coil to contact isolation: 5000Vac
- Operating temperature range: -40 to + 70°C
- H35.5, W29, D13mm
- DIN Rail and PCB sockets are available separately

Note: Can be used as a replacement for earlier version of G2R-SN series, please check height clearance.

Approvals: UL, CSA, VDE

Coil Power	0.53 W	Contact Rating (dc)	30
Contact Rating (ac)	250		

Coil Voltage Vdc	Coil Resistance (Ω)	Contact Configuration	Maximum Switching Current (A)	Contact Rating (VA)	Manu. Part No.	Stock no.
12	278	SPDT	10	2500	G2R-1-SNDI DC12(S)	329-7213
24	1113	SPDT	10	2500	G2R-1-SNDI 24DC(S)	329-7229
12	278	DPDT	5	1250	G2R-2-SNDI DC12(S)	329-7291
24	1113	DPDT	5	1250	G2R-2-SNDI 24DC(S)	329-7308

Manu. Part No.	Stock no.	Price per	OM	€		€		€
G2R-1-SNDI DC12(S)	329-7213	unit	1+	7·50	10+	6·94	25+	6·60
G2R-1-SNDI 24DC(S)	329-7229	unit	1+	7·50	10+	6·94	25+	6·60
G2R-2-SNDI DC12(S)	329-7291	unit	1+	8·20	10+	7·59	25+	7·22
G2R-2-SNDI 24DC(S)	329-7308	unit	1+	8·20	10+	7·59	25+	7·22

Accessories

Description	Stock no.	Price per	OM	€		€		€
DIN Socket, SPCO,5 pin,10A	353-944	unit	1+	3·60	50+	3·33	100+	3·17
DIN Socket, DPCO,8 pin,5A	353-966	unit	1+	4·89	15+	4·55	25+	4·45
Busbar	329-7320	unit	1+	6·00	10+	5·55	25+	5·28
PCB Socket, SPCO,5 pin,10A	353-950	unit	1+	1·80	50+	1·67	100+	1·58
PCB Socket, DPCO,8 pin,5A	353-972	unit	1+	2·10	50+	1·94	100+	1·85

G4A Series

OMRON



- Output connections are mirrored on the top of the housing as Faston 250 quick connect terminals
- Ideal for motor switching
- 80A surge current
- H37xW30.5xD16 mm (height includes terminals, body height is 23.5mm)

Note: For other G4A versions with only PCB terminals see stk nos 686-7161, 686-7039 and 686-7032 typically.

Approvals: UL, CSA, VDE

Maximum Voltage Rating	250 Vac	Isolation Coil To Contact	4.5 kVac
Contact Resistance	100 mΩ	Current Rating (Max.)	20 A
Contact Material	$AgSnO_2$	Power Rating (Max.)	5000 VA
Life	2000000 Ops	Coil Power	900 mW
Operating Temperature	-20 → +60 °C		

Manu. Part No.	Coil Voltage (V dc)	Coil Resistance	Contact Configuration	Contact Configuration
G4A-1A-E DC12	12	160 Ω	SPST NO	SPST NO
G4A1AE24DC	24	640 Ω	SPST-NO	SPST-NO

Manu. Part No.	Stock no.	Price per	OM	€		€		€
G4A-1A-E DC12	200-2020	unit	1+	4·34	50+	4·12	100+	3·91
G4A1AE24DC	P N 686-7020	1 bag	5+	3·578	75+	3·274	250+	2·996 ➤

8 Pin DPDT Ratchet Relay

OMRON



2 pole plug-in relay, each contact in the contact mechanism performs alternate make-break operation at each pulse input and is thus ideal for alternate operation or transfer/switching operation of a motor.

- Contact Rating 5A@ 220Vac/ 24Vdc
- Unique ratchet mechanism assures positive alternate transfer/ switching operation
- Minimum pulse application = 100ms
- Quick response speed allows continuous use of the relay
- Dielectric strength of 2000 Vac
- Low power consumption (a.c. approx. 6.4VA, d.c. approx. 3.9W)
- Electrical Life: 5 x 10^5 Steps (min)
- Mechanical Life: 5 x 10^6 Steps (min)
- Max Switch Power: 1100 VA, 250 Vac; 120W, 250 Vdc
- Operating temperature range -10 to +55°C

Contact Configuration	DPDT	Width	63.5 mm
Number of Pins	8	Depth	80 mm
Isolation Coil To Contact	2 kV	Height	92.5 mm
Switching Current	5 A		

Manu. Part No.	Coil Power (W)	Coil Resistance (Ω)	Coil Voltage	Stock no.
G4Q-212S 12DC	3.9	37.5	12 V dc	210-6633
G4Q-212S 24DC	3.9	155	24 V dc	184-5949
G4Q-212S 24AC	6.4	8.7	24 V ac	184-5955
G4Q-212S 110AC	6.4	160	110 V ac	184-8386
G4Q-212S 220AC	6.4	671	220 V ac	184-5977

Manu. Part No.	Stock no.	Price per	OM	€		€		€
G4Q-212S 12DC	210-6633	unit	1+	56·10	5+	53·90	15+	52·70
G4Q-212S 24DC	184-5949	unit	1+	56·10	5+	53·90	15+	52·70
G4Q-212S 24AC	N 184-5955	unit	1+	56·10	5+	53·90	15+	52·70
G4Q-212S 110AC	184-8386	unit	1+	56·10	5+	53·90	15+	52·70
G4Q-212S 220AC	184-5977	unit	1+	56·10	5+	53·90	15+	52·70

Accessories

Description	Manu. Part No.	Stock no.	Price per	OM	€		€		€
G4Q Relay mounting base	8PFA1	N 552-823	unit	1+	7·50	10+	6·94	25+	6·60

PCB Mounting & Plug-in - Power Relays - G7L Series

OMRON



- Relay compatible with momentary voltage drops up to 50% of rated voltage
- High capacity and high dielectric strength
- Flame-resistance UL94V-0 insulation material
- Choice of connection types available - quick-connect or PCB terminals
- Suitable DIN rail/surface socket (Front connecting socket) and relay mounting clip (E-bracket) available separately for use with quick-connect types G7L-1A-T and G7L-2A-T (not to be used with G7L-1A-TUB and G7L-2A-TUB upper bracket mount types)

Note: The base & clip are not included, for relay base order stock no. 376-105 and for mounting clip order stock no.434-9393.

Approvals: UL; CSA; TÜV

Mechanical Life	10^6
Switching Voltage	250 V ac

Manu. Part No.	Contact Configuration	Coil Resistance	Coil Voltage	Switching Current (A)	Stock no.
G7L-1A-T 12DC	SPST-NO	75 Ω	12 V dc	30	329-907
G7L-1A-T 24DC	SPST-NO	303 Ω	24 V dc	30	329-913
G7L-1A-T 24AC	SPST-NO	*	24 V ac	30	329-929
G7L-1A-T 100/120AC	SPST-NO	*	110 V ac	30	329-935
G7L-1A-T 200/240AC	SPST-NO	*	230 V ac	30	329-941
G7L-2A-T 12DC	DPST-NO	75 Ω	12 V dc	25	329-957
G7L-2A-T 24DC	DPST-NO	303 Ω	24 V dc	25	329-963
G7L-2A-T 24AC	DPST-NO	*	24 V ac	25	329-979
G7L-2A-T 100/120AC	DPST-NO	*	110 V ac	25	329-985
G7L-2A-T 200/240AC	DPST-NO	*	230 V ac	25	329-991

Manu. Part No.	Stock no.	Price per	OM	€		€		€
G7L-1A-T 12DC	329-907	unit	1+	11·95	10+	11·35	25+	10·76
G7L-1A-T 24DC	329-913	unit	1+	11·95	10+	11·35	25+	10·76
G7L-1A-T 24AC	329-929	unit	1+	11·95	10+	11·35	25+	10·76
G7L-1A-T 100/120AC	329-935	unit	1+	11·95	10+	11·35	25+	10·76
G7L-1A-T 200/240AC	329-941	unit	1+	11·95	10+	11·35	25+	10·76
G7L-2A-T 12DC	329-957	unit	1+	13·15	10+	12·49	25+	11·84
G7L-2A-T 24DC	329-963	unit	1+	13·15	10+	12·49	25+	11·84
G7L-2A-T 24AC	329-979	unit	1+	13·15	10+	12·49	25+	11·84
G7L-2A-T 100/120AC	329-985	unit	1+	13·15	10+	12·49	25+	11·84
G7L-2A-T 200/240AC	329-991	unit	1+	13·15	10+	12·49	25+	11·84

Accessories

Description	Manu. Part No.	Stock no.	Price per	OM	€		€		€
G7L Relay mounting clip	R99-07 FOR G7L	N 204-8212	unit	1+	0·80	100+	0·74	250+	0·70
Front connecting socket	P7LF-06D	376-105	unit	1+	14·80	10+	14·20	25+	13·90

High Capacity Power Relays with Auxiliary Contact Block - G7Z

OMRON



These Power Relays come with auxiliary contact block included. Additional auxiliary contact blocks can be bought separately.

- Capable of switching 40A at 440Vac (4-pole power fully applied 160A)
- Compact, 40% smaller than contactors (IEC-AC1, 50A specifications)
- Mirror contacts for safety function
- Low noise, approx. 70dB
- Low Power consumption, less than 4W dc
- High insulation, load switching for 400Vac systems
- Bifurcated crossbar contact
- Simple mounting

Note: For mirror contact mechanisms (certification to EN60947-4-1) refer to manufacturer datasheet for precautions for correct use. Compliance attained through a combination of the relay and auxiliary blocks.

Approvals: UL, CSA

Maximum Switching Current	40 A	Mounting Type	DIN rail
Coil Power	3.7 W	Dimensions	W45 x H62 x D84 mm
Isolation Coil To Contact	4 kV	Contact Resistance	100 mΩ

continued on next page

continued from previous page

Manu. Part No.	Coil Voltage (V dc)	Contact Configuration	Features	Stock no.
G7Z-4A-20Z DC24	24	4PST N/O	DPST-NO aux.	552-873
G7Z-4A-11Z DC24	24	4PST N/O	SPST-NO, SPST-NC aux.	552-829
G7Z-4A-11Z DC12	12	4PST N/O	SPST-NO, SPST-NC aux.	552-879
G7Z-4A-02Z DC24	24	4PST N/O	DPST-NC aux.	552-889
G7Z-3A1B-20Z DC24	24	3PST N/O, SPST N/C	DPST-NO aux.	552-839
G7Z-3A1B-11Z DC24	24	3PST N/O, SPST N/C	SPST-NO, SPST-NC aux.	552-835
G7Z-3A1B-11Z DC12	12	3PST N/O, SPST N/C	SPST-NO, SPST-NC aux.	552-857
G7Z-3A1B-02Z DC24	24	3PST N/O, SPST N/C	DPST-NC aux.	552-845
G7Z-2A2B-20Z DC24	24	DPST N/O, DPST N/C	DPST-NO aux.	552-807
G7Z-2A2B-11Z DC24	24	DPST N/O, DPST N/C	SPST-NO, SPST-NC aux.	552-817
G7Z-2A2B-11Z DC12	12	DPST N/O, DPST N/C	SPST-NO, SPST-NC aux.	552-813
G7Z-2A2B-02Z DC24	24	DPST N/O, DPST N/C	DPST-NC aux.	552-867

Manu. Part No.	Coil Voltage (V dc)	Stock no.	Price per	OM	€		€		€
G7Z-4A-20Z DC24	24	552-873	unit	1+	41·30	5+	39·60	15+	38·80
G7Z-4A-11Z DC24	24	552-829	unit	1+	41·30	5+	39·60	15+	38·80
G7Z-4A-11Z DC12	12	552-879	unit	1+	41·30	5+	39·60	15+	38·80
G7Z-4A-02Z DC24	24	552-889	unit	1+	41·30	5+	39·60	15+	38·80
G7Z-3A1B-20Z DC24	24	552-839	unit	1+	41·30	5+	39·60	15+	38·80
G7Z-3A1B-11Z DC24	24	552-835	unit	1+	41·30	5+	39·60	15+	38·80
G7Z-3A1B-11Z DC12	12	552-857	unit	1+	41·30	5+	39·60	15+	38·80
G7Z-3A1B-02Z DC24	24	552-845	unit	1+	41·30	5+	39·60	15+	38·80
G7Z-2A2B-20Z DC24	24	552-807	unit	1+	41·30	5+	39·60	15+	38·80
G7Z-2A2B-11Z DC24	24	552-817	unit	1+	41·30	5+	39·60	15+	38·80
G7Z-2A2B-11Z DC12	12	552-813	unit	1+	41·30	5+	39·60	15+	38·80
G7Z-2A2B-02Z DC24	24	552-867	unit	1+	41·30	5+	39·60	15+	38·80

Accessories

Description	Manu. Part No.	Stock no.	Price per	OM	€		€		€
Aux 2NO	G73Z-20Z	552-863	unit	1+	17·60	10+	16·90	25+	16·50
Aux 1NO+1NC	G73Z-11Z	552-841	unit	1+	17·60	10+	16·90	25+	16·50
Aux 2NC	G73Z-02Z	552-851	unit	1+	17·60	10+	16·90	25+	16·50

G8P Series - Flange Mount - Quick Connect

OMRON



- Flange mounting 30A power relays
- Minimum 6kV impulse surge withstand
- UL class F coil insulation
- Versions with PCB terminals along with PCB/quick-connect terminal types are also available, see stock no. 684-0286

Approvals: UL, CSA

Maximum Voltage Rating 250 Vac; 28 Vdc
Coil Power 900 mW
Contact Resistance 100 mΩ
Operating Temperature -55 → +105 °C
Current Rating (Max.) 30 A

Contact Configuration	Coil Voltage	Contact Material	Life	Isolation Coil To Contact	Features	Stock no.
SPST-NO	5 Vdc	AgSnIn	$1x10^7$ (mech), $1x10^5$ (elect)	2.5 kVac	Unsealed	684-0249
SPST-NO	12 Vdc	AgSnIn	$1x10^7$ (mech), $1x10^5$ (elect)	2.5 kVac	Unsealed	418-6221
SPST-NO	24 Vdc	AgSnIn	$1x10^7$ (mech), $1x10^5$ (elect)	2.5 kVac	Unsealed	418-6237
SPST-NO	48 Vdc	AgSnIn	$1x10^7$ (mech), $1x10^5$ (elect)	2.5 kVac	Unsealed	684-0245
1 C/O	12 Vdc	AgCdO	1 x 10^7 (mech), 1 x 10^5 (elect)	2500 V ac	*	418-6209
1 C/O	24 Vdc	AgCdO	1 x 10^7 (mech), 1 x 10^5 (elect)	2500 V ac	*	418-6215

Manu. Part No.	Stock no.	Price per	OM	€		€		€
G8P-1A2T-F DC5	P N 684-0249	unit	1+	3·46	15+	3·29	50+	3·08 ➤
G8P1A2TF12DC	418-6221	unit	1+	3·60	50+	3·42	100+	3·24
G8P1A2TF24DC	418-6237	unit	1+	3·60	50+	3·42	100+	3·24
G8P-1A2T-F DC48	P N 684-0245	unit	1+	3·46	15+	3·29	50+	3·08 ➤
G8P1C2TF12DC	N 418-6209	unit	1+	3·97	50+	3·77	100+	3·57
G8P1C2TF24DC	N 418-6215	unit	1+	3·64	50+	3·46	100+	3·28

LY Series

OMRON



- Withstand voltage 2000V coil to contact
- Arc barriers to prevent flash-over between adjacent poles
- Relay clips for DIN types available separately
- Contact resistance: 50mΩ
- Isolation coil to contact: 12kV
- Operating temperature range: -25 to +55°C
- Switching Voltage: 110Vac; 24Vdc
- Contact material: AgCdO
- Dimensions: H42.4mm x W28mm x D41.5mm

Note: Bases (in picture) sold separately

Approvals: VDE, UL, CSA, SEV

Switching Current 10 A
Switch Power 1100VA, 240 W

Manu. Part No.	Coil Power	Coil Resistance (Ω)	Coil Voltage	Contact Configuration	Mechanical Life (Ops)	Stock no.
LY2 12DC	0.90 W	160	12 V dc	DPDT	100 x 10^8	329-783
LY2 24DC	0.90 W	650	24 V dc	DPDT	100 x 10^8	329-799
LY2 24AC	1-1.2 VA	180	24 V ac	DPDT	50 x 10^7	329-806
LY2 110/120AC	0.9 → 1.1 VA	4430	110 → 120 V ac	DPDT	50 x 10^7	329-812
LY2 220/240AC	0.90 → 1.1 VA	18790	240 V ac	DPDT	50 x 10^7	329-828
LY4 12DC	1.5 W	100	12 V dc	4PDT	100 x 10^8	329-834
LY4 24DC	1.5 W	350	24 V dc	4PDT	100 x 10^8	329-840
LY4 24AC	1.95 → 2.5 VA	78	24 V ac	4PDT	50 x 10^7	329-856
LY4 100/110AC	1.95 → 2.5 VA	1600	110 V ac	4PDT	50 x 10^7	329-862
LY4 230AC	1.95 → 2.5 VA	6700	230 V ac	4PDT	50 x 10^7	329-878

Manu. Part No.	Stock no.	Price per	OM	€		€		€
LY2 12DC	329-783	unit	1+	11·10	10+	10·70	25+	10·40
LY2 24DC	329-799	unit	1+	11·10	10+	10·70	25+	10·40
LY2 24AC	329-806	unit	1+	11·10	10+	10·70	25+	10·40
LY2 110/120AC	329-812	unit	1+	11·10	10+	10·70	25+	10·40
LY2 220/240AC	329-828	unit	1+	11·10	10+	10·70	25+	10·40
LY4 12DC	329-834	unit	1+	16·90	10+	16·20	25+	15·90
LY4 24DC	329-840	unit	1+	16·90	10+	16·20	25+	15·90
LY4 24AC	329-856	unit	1+	16·90	10+	16·20	25+	15·90
LY4 100/110AC	329-862	unit	1+	16·90	10+	16·20	25+	15·90
LY4 230AC	329-878	unit	1+	16·90	10+	16·20	25+	15·90

Accessories

Description	Manu. Part No.	Stock no.	Price per	OM	€		€		€
DPCO DIN Base	PTF08A-E	329-884	unit	1+	4·90	10+	4·53	25+	4·31
4PCO DIN Base	PTF14A-E	329-890	unit	1+	7·00	10+	6·48	25+	6·16

General Purpose Relays, MKS Series

OMRON



- All units have a Mechanical indicator and lockable test button (with nameplate)
- Units with a "-5" in the Manufacturer Part Number have non-standard connections, refer to datasheet
- Contact rating: 10A at 30Vdc/250Vac
- Contact material: AgSnIn
- Operating temperature: -40 → +60 °C

Note: When Relays are mounted on the PF083A-E or PF113A-E, the maximum carrying current is 9 A

Approvals: UL, TUV (IEC), CSA

Coil Voltage	Contact Configuration	Coil Resistance (Ω)	Mounting Type	Features	Manu. Part No.	Stock no.
110 V ac	DPDT	932	8 pin plug-in	Mechanical Indicator, Test Button, LED	MKS2PIN AC110	536-944
230 V ac	DPDT	4,250	8 pin plug-in	Mechanical Indicator, Test Button, LED	MKS2PIN AC230	536-950
24 V ac	DPDT	48.4	8 pin plug-in	Mechanical Indicator, Test Button, LED	MKS2PIN AC24	536-956
24 V dc	DPDT	430	8 pin plug-in	Mechanical Indicator, Test Button, LED	MKS2PIN DC24	536-966
110 V ac	DPDT	932	8 pin plug-in	Mechanical Indicator, Test Button	MKS2PI AC110	536-871
12 V dc	DPDT	13.7	8 pin plug-in	Mechanical Indicator, Test Button	MKS2PI DC12	536-887
230 V ac	DPDT	4,250	8 pin plug-in	Mechanical Indicator, Test Button	MKS2PI AC230	536-883
24 V ac	DPDT	48.4	8 pin plug-in	Mechanical Indicator, Test Button	MKS2PI AC24	536-893
24 V dc	DPDT	430	8 pin plug-in	Mechanical Indicator, Test Button	MKS2PI DC24	536-922
110 V ac	3PDT	932	11 pin plug-in	Mechanical Indicator, Test Button, LED	MKS3PIN-5 AC110	536-928
230 V ac	3PDT	4,250	11 pin plug-in	Mechanical Indicator, Test Button, LED	MKS3PIN-5 AC230	536-938
24 V ac	3PDT	48.4	11 pin plug-in	Mechanical Indicator, Test Button, LED	MKS3PIN-5 AC24	536-934
24 V dc	3PDT	430	11 pin plug-in	Mechanical Indicator, Test Button, LED	MKS3PIN-5 DC24	536-940
110 V ac	3PDT	932	11 pin plug-in	Mechanical Indicator, Test Button	MKS3PI-5 AC110	536-899
12 V dc	3PDT	13.7	11 pin plug-in	Mechanical Indicator, Test Button	MKS3PI-5 DC12	536-900
230 V ac	3PDT	4,250	11 pin plug-in	Mechanical Indicator, Test Button	MKS3PI-5 AC230	536-906
24 V ac	3PDT	48.4	11 pin plug-in	Mechanical Indicator, Test Button	MKS3PI-5 AC24	536-916
24 V dc	3PDT	430	11 pin plug-in	Mechanical Indicator, Test Button	MKS3PI-5 DC24	536-912

Manu. Part No.	Coil Voltage	Stock no.	Price per	OM	€		€		€
MKS2PIN AC110	110 V ac	536-944	unit	1+	7·90	10+	7·31	25+	6·95
MKS2PIN AC230	230 V ac	536-950	unit	1+	8·20	10+	7·59	25+	7·22
MKS2PIN AC24	24 V ac	536-956	unit	1+	7·90	10+	7·31	25+	6·95
MKS2PIN DC24	24 V dc	536-966	unit	1+	7·90	10+	7·31	25+	6·95
MKS2PI AC110	110 V ac	536-871	unit	1+	6·70	10+	6·20	25+	5·90
MKS2PI DC12	12 V dc	536-887	unit	1+	6·70	10+	6·20	25+	5·90
MKS2PI AC230	230 V ac	536-883	unit	1+	7·20	10+	6·66	25+	6·34
MKS2PI AC24	24 V ac	536-893	unit	1+	6·70	10+	6·20	25+	5·90
MKS2PI DC24	24 V dc	536-922	unit	1+	6·70	10+	6·20	25+	5·90
MKS3PIN-5 AC110	110 V ac	536-928	unit	1+	8·90	10+	8·23	25+	7·83
MKS3PIN-5 AC230	230 V ac	536-938	unit	1+	9·20	10+	8·51	25+	8·10
MKS3PIN-5 AC24	24 V ac	536-934	unit	1+	8·90	10+	8·23	25+	7·83
MKS3PIN-5 DC24	24 V dc	536-940	unit	1+	8·90	10+	8·23	25+	7·83
MKS3PI-5 AC110	110 V ac	536-899	unit	1+	7·50	10+	6·94	25+	6·60
MKS3PI-5 DC12	12 V dc	536-900	unit	1+	7·50	10+	6·94	25+	6·60
MKS3PI-5 AC230	230 V ac	536-906	unit	1+	7·80	10+	7·22	25+	6·86
MKS3PI-5 AC24	24 V ac	536-916	unit	1+	7·50	10+	6·94	25+	6·60
MKS3PI-5 DC24	24 V dc	536-912	unit	1+	7·50	10+	6·94	25+	6·60

Accessories

Description	Manu. Part No.	Stock no.	Price per	OM	€		€		€
11 Pin Screw Term. Socket	PF113A-E	353-663	unit	1+	3·90	50+	3·61	100+	3·43
Socket Clip	PFC-A1 -PAIR-	434-9400	unit	1+	8·00	10+	7·40	25+	7·04

OM = Order Multiple P Also available in Production Packaging, visit rswww.ie for details ➤ Indicates more pricing available on this product, call or go online N new product to range * manufacturers information unavailable at time of printing

MY2K Series

OMRON

- Mechanical coil indicator
- Latching
- Use socket 196-6153 (PCB) or 196-6147 (DIN rail)
- Switching current 3A
- Switching voltage 220Vac; 24Vdc
- Dimensions: H42.4mm x W21.5mm x D28mm
- Operating temperature range: -5 to +45°C

Approvals: VDE, UL, CSA



Contact Configuration	DPDT	Mechanical Life	10^7 Ops
Contact Resistance	50 mΩ	Switch Power (Resistive)	660 VA
Isolation Coil To Contact	1.5 kV		

Manu. Part No.	Coil Power	Coil Voltage	Stock no.
MY2K 24DC	Set Coil 1.3 W, Reset Coil 0.6 W	24 V dc	803-304
MY2K 24AC	Set Coil 0.6 to 0.9 VA, Reset Coil 0.2 to 0.5 VA	24 V ac	803-310
MY2K 110AC	Set Coil 0.6 to 0.9 VA, Reset Coil 0.2 to 0.5 VA	110 V ac	803-326

Manu. Part No.	Stock no.	Price per	OM	€		€		€
MY2K 24DC	803-304	unit	1+	20·40	10+	19·60	25+	19·20
MY2K 24AC	803-310	unit	1+	20·40	10+	19·60	25+	19·20
MY2K 110AC	803-326	unit	1+	20·40	10+	19·60	25+	19·20

MY Series

OMRON

- Switch power: 10A version: 1100W, 5A version 660W
- Contact resistance: 100mΩ
- Isolation coil to contact: 2000Vac
- Operating temperature range: -55 to +70°C
- Maximum switching voltage: 250Vac; 125Vdc
- Contact material: AgNi
- Dimensions: H42.4mm x W21.5mm x D28mm

Approvals: VDE, UL, CSA



Key Characteristics

Type	Functions
MY2	Mechanical Flag indication
MY4	Label Facility
MY2N	LED Indication
MY2-IN	Mechanical Flag & LED Indication Push-To-Test
MY4-IN	Label Facility Push-To-Test
MY2N-D2	Mechanical Flag & LED Indication
MY4N-D2	Label Facility, Diode Suppression
MY2N-CR	Mechanical Flag & LED Indication
MY4N-CR	Label Facility, CR Suppression

Manu. Part No.	Coil Power	Coil Resistance	Coil Voltage	Contact Configuration	Switching Current (A)	Stock no.
MY2 24AC (S)	1-1.2 VA	–	24 V ac	DPDT	10	488-2597
MY2 110/120AC (S)	0.9 → 1.1 VA	–	110 / 120 V ac	DPDT	10	488-1897
MY2 220/240AC (S)	0.9 → 1.1 VA	–	220 / 240 V ac	DPDT	10	488-1904
MY2 12DC(S)+	0.9 W	160 Ω	12 Vdc	DPDT	10	488-2604
MY2 24DC (S)	0.9 W	636 Ω	24 Vdc	DPDT	10	488-2610
MY2N24ACS	1-1.2 VA	–	24 V ac	DPDT	10	488-1926
MY2N 110/120AC(S)	0.9 → 1.1 VA	–	110 / 120 V ac	DPDT	10	488-1932
MY2N 220/240AC(S)	0.9 → 1.1 VA	–	220 / 240 V ac	DPDT	10	488-1948
MY2N 12DC(S)	0.9 W	160 Ω	12 Vdc	DPDT	10	488-1954
MY2N 24DC(S)	0.9 W	636 Ω	24 Vdc	DPDT	10	488-1960
MY2IN 12DC(S)	0.9 W	160 Ω	12 Vdc	DPDT	10	548-4223
MY2IN 24DC (S)	0.9 W	636 Ω	24 Vdc	DPDT	10	548-4245
MY2IN 24AC (S)	1-1.2 VA	180 Ω	24 V ac	DPDT	10	548-4251
MY2IN 110/120AC (S)	0.9 → 1.1 VA	4430 Ω	110 / 120 V ac	DPDT	10	548-4267
MY2IN 220/240AC (S)	0.9 → 1.1 VA	18790 Ω	220 / 240 V ac	DPDT	10	548-4273
MY2N-D2 12DC(S)	0.9 W	160 Ω	12 Vdc	DPDT	10	488-1976
MY2N-D2 24DC(S)	0.9 W	636 Ω	24 Vdc	DPDT	10	488-1982
MY2N-CR 110/120AC (S)	0.9 → 1.1 VA	4430 Ω	110 / 120 V ac	DPDT	10	488-1998
MY2N-CR 220/240AC (S)	0.9 → 1.1 VA	18790 Ω	220 / 240 V ac	DPDT	10	488-2008
MY4 24AC (S)	1-1.2 VA	–	24 V ac	4PDT	5	488-2553
MY4 110/120AC (S)	0.9 → 1.1 VA	–	110 / 120 V ac	4PDT	5	488-1768
MY4 220/240AC (S)	0.9 → 1.1 VA	–	220 / 240 V ac	4PDT	5	488-1774
MY4 12DC(S)	0.9 W	160 Ω	12 Vdc	4PDT	5	488-2569
MY4 12AC(S)	1 VA	46 Ω	12 Vac	4 C/O	5	327-7758
MY4IN 24DC (S)	0.9 W	160 Ω	24 Vdc	4PDT	5	488-1831
MY4 24DC (S)	0.9 W	636 Ω	24 Vdc	4PDT	5	488-2575
MY4IN 24AC (S)	1-1.2 VA	–	24 V ac	4PDT	5	488-1780
MY4IN 110/120AC (S)	0.9 → 1.1 VA	–	110 / 120 V ac	4PDT	5	488-1803
MY4IN 220/240AC (S)	0.9 → 1.1 VA	–	220 / 240 V ac	4PDT	5	488-1819
MY4IN 12DC(S)	0.9 W	160 Ω	12 Vdc	4PDT	5	488-1825
MY4IN1 48DC(S)	1 VA	2560 Ω	48 Vdc	4 C/O	5	327-7720
MY4IN 48/50AC(S)	1 VA	788 Ω	48 Vac	4 C/O	5	327-7742
MY4IN1-D2 12DC(S)	0.9 W	160 Ω	12 Vdc	4PDT	5	488-1847
MY4IN-D2 24DC(S)	0.9 W	636 Ω	24 Vdc	4PDT	5	488-1869
MY4IN-CR 110/120AC (S)	0.9 → 1.1 VA	4430 Ω	110 / 120 V ac	4PDT	5	488-1875
MY4IN-CR 220/240AC (S)	0.9 → 1.1 VA	–	220 / 240 V ac	4PDT	5	488-1881

Manu. Part No.	Stock no.	Price per	OM	€		€		€
MY2 24AC (S)	488-2597	unit	1+	4·40	50+	4·07	100+	3·87
MY2 110/120AC (S)	488-1897	unit	1+	4·40	50+	4·07	100+	3·87
MY2 220/240AC (S)	488-1904	unit	1+	4·90	10+	4·53	25+	4·31
MY2 12DC(S)+	488-2604	unit	1+	4·40	50+	4·07	100+	3·87
MY2 24DC (S)	488-2610	unit	1+	4·40	50+	4·07	100+	3·87
MY2N24ACS	488-1926	unit	1+	5·10	10+	4·72	25+	4·49
MY2N 110/120AC(S)	488-1932	unit	1+	5·10	10+	4·72	25+	4·49
MY2N 220/240AC(S)	488-1948	unit	1+	5·70	10+	5·27	25+	5·02
MY2N 12DC(S)	488-1954	unit	1+	5·10	10+	4·72	25+	4·49
MY2N 24DC(S)	488-1960	unit	1+	5·10	10+	4·72	25+	4·49
MY2IN 12DC(S)	N 548-4223	unit	1+	5·10	10+	4·72	25+	4·49
MY2IN 24DC (S)	N 548-4245	unit	1+	5·10	10+	4·72	25+	4·49
MY2IN 24AC (S)	N 548-4251	unit	1+	5·10	10+	4·72	25+	4·49
MY2IN 110/120AC (S)	N 548-4267	unit	1+	5·10	10+	4·72	25+	4·49
MY2IN 220/240AC (S)	N 548-4273	unit	1+	5·70	10+	5·27	25+	5·02
MY2N-D2 12DC(S)	488-1976	unit	1+	8·00	10+	7·40	25+	7·04
MY2N-D2 24DC(S)	488-1982	unit	1+	8·00	10+	7·40	25+	7·04
MY2N-CR 110/120AC(S)	488-1998	unit	1+	9·20	10+	8·51	25+	8·10
MY2N-CR 220/240AC(S)	488-2008	unit	1+	9·20	10+	8·51	25+	8·10
MY4 24AC (S)	488-2553	unit	1+	6·10	10+	5·64	25+	5·37
MY4 110/120AC (S)	488-1768	unit	1+	6·10	10+	5·64	25+	5·37
MY4 220/240AC (S)	488-1774	unit	1+	6·50	10+	6·01	25+	5·72
MY4 12DC(S)	488-2569	unit	1+	6·10	10+	5·64	25+	5·37
MY4 12AC(S)	N 327-7758	unit	1+	6·10	10+	5·64	25+	5·37
MY4IN 24DC (S)	488-1831	unit	1+	6·70	10+	6·20	25+	5·90
MY4 24DC (S)	488-2575	unit	1+	6·10	10+	5·64	25+	5·37
MY4IN 24AC (S)	488-1780	unit	1+	6·70	10+	6·20	25+	5·90
MY4IN 110/120AC (S)	488-1803	unit	1+	6·70	10+	6·20	25+	5·90
MY4IN 220/240AC (S)	488-1819	unit	1+	7·20	10+	6·66	25+	6·34
MY4IN 12DC(S)	488-1825	unit	1+	6·70	10+	6·20	25+	5·90
MY4IN1 48DC(S)	N 327-7720	unit	1+	7·20	10+	6·66	25+	6·34
MY4IN 48/50AC(S)	N 327-7742	unit	1+	6·70	10+	6·20	25+	5·90
MY4IN1-D2 12DC(S)	488-1847	unit	1+	10·40	10+	10·00	25+	9·80
MY4IN-D2 24DC(S)	488-1869	unit	1+	10·40	10+	10·00	25+	9·80
MY4IN-CR 110/120AC(S)	488-1875	unit	1+	12·10	10+	11·60	25+	11·40
MY4IN-CR 220/240AC(S)	488-1881	unit	1+	12·10	10+	11·60	25+	11·40

MY4 Series

OMRON

- Reliable, economical
- Use PCB mounting socket 196-6153
- Use DIN rail mounting socket 196-6147
- Contact material: Au clad; Ag alloy
- Operating temperature range: -55 to +70°C
- Switching current 3A
- Switching voltage 250Vac; 30Vdc
- Dimensions: H36mm x W21.5mm x D28mm

Approvals: UL recognised component for Canada and US, VDE



Contact Configuration	4PDT	Mechanical Life	1.5×10^7
Contact Resistance	100 mΩ	Switch Power (Resistive)	1250 VA
Isolation Coil To Contact	2 kV		

Manu. Part No.	Coil Voltage	Features	Stock no.
MY4-RS 12DC	12 Vdc	–	394-9065
MY4-RS 24DC	24 Vdc	–	394-9071
MY4-RS 24AC	24 V ac	–	394-9093
MY4-RS 110/120AC	110 / 120 V ac	–	394-9100
MY4-RS 220/240AC	220 / 240 V ac	–	394-9116
MY4-D-RS 24DC	24 Vdc	Diode Supressor	394-9087

Manu. Part No.	Coil Voltage	Stock no.	Price per	OM	€		€		€
MY4-RS 12DC	12 Vdc	394-9065	unit	1+	5·00	10+	4·63	25+	4·40
MY4-RS 24DC	24 Vdc	394-9071	unit	1+	5·00	10+	4·63	25+	4·40
MY4-RS 24AC	24 V ac	394-9093	unit	1+	5·00	10+	4·63	25+	4·40
MY4-RS 110/120AC	110 / 120 V ac	394-9100	unit	1+	5·00	10+	4·63	25+	4·40
MY4-RS 220/240AC	220 / 240 V ac	394-9116	unit	1+	5·30	10+	4·90	25+	4·66
MY4-D-RS 24DC	24 Vdc	394-9087	unit	1+	7·20	10+	6·66	25+	6·34

MY4H Series

OMRON

- 4PDT Contact configuration
- Hermetically sealed version of MY4
- DIN rail mounting (196-6147) and PCB mounting (196-6153) sockets available
- Contact material: Ag
- Operating temperature range: -25 to +60°C
- Switching Current 3A
- Switching Voltage 24Vdc; 110Vac
- Mechanical life: AC: 5×10^7, DC: 10^7
- Dimensions: H41.4mm x W22mm x D28.5mm
- Stock number 394-9087 is fitted with a coil suppression diode
- Carries US approval: Class 1 Division 2 for hazerdous area

Approvals: UL, CSA



Coil Power	0.9 W
Contact Resistance	50 mΩ
Isolation Coil To Contact	1 kV
Switch Power (Resistive)	330 VA

Manu. Part No.	Coil Resistance (Ω)	Coil Voltage	Stock no.
MY4H 12DC	190	12 V dc	376-723
MY4H 24DC	650	24 V dc	376-739
MY4H 110/120AC	4430	120 V ac	376-745

42

continued on next page

continued from previous page

Manu. Part No.	Stock no.	Price per	OM	€		€		€
MY4H 12DC	376-723	unit	1+	29·00	5+	27·80	15+	27·30
MY4H 24DC	376-739	unit	1+	29·00	5+	27·80	15+	27·30
MY4H 110/120AC	376-745	unit	1+	29·00	5+	27·80	15+	27·30

MY Series Relay Socket

OMRON



- Range of PCB and DIN rail mounting sockets for industrial MY relays
- Relay clips available separately
- Operating temperature range: -55 to +70°C
- Switching Current 10A
- Switching Voltage 250Vac

Note: Stock no's 196-6169 and 196-6147 have fingerproof terminals.

Description	Suitable For Use With	Manu. Part No.	Stock no.
DIN rail/surface mtg skt 8-pin	MY2, MY2N, MY2N-D2, MY2N-CR	PYF08A-E	803-376
DIN rail/surface 8-pin, fingerproof	MY2, MY2N, MY2N-D2, MY2N-CR	PYF08A-N	196-6169
DIN rail/surface mtg skt 14-pin	MY4, MY4H, MY4IN, MY4N-D2, MY4-CR	PYF14A-E	403-285
DIN rail/surface 14-pin, fingerproof	MY2K, MY4, MY4H, MY4IN, MY4N-D2, MY4-CR	PYF14A-N	196-6147
PCB Relay Socket 8-pin	MY2, MY2K, MY2N, MY2N-D2, MY2NCR	PY08-02	326-6922
PCB Relay Socket 14-pin	MY2K, MY4, MY4H, MY4IN, MY4N-D2, MY4-CR	PY14-02	196-6153
Relay Clip, PCB socket	MY socket	PYC-P	466-441

Manu. Part No.	Stock no.	Price per	OM	€		€		€
PYF08A-E	803-376	unit	1+	3·30	50+	3·05	100+	2·90
PYF08A-N	196-6169	unit	1+	3·30	50+	3·05	100+	2·90
PYF14A-E	403-285	unit	1+	5·40	10+	5·00	25+	4·75
PYF14A-N	196-6147	unit	1+	5·40	10+	5·00	25+	4·75
PY08-02	N 326-6922	unit	1+	1·20	100+	1·11	250+	1·06
PY14-02	196-6153	unit	1+	1·40	50+	1·30	100+	1·23
PYC-P	466-441	pair of 5	1+	2·00	50+	1·85	100+	1·76

PY Series DIN Rail Relay Sockets

OMRON



- Rising terminals mean secure clamping of up to 2 x 2.5mm cables per terminal
- Choice of position for common terminals
- Easy to use labelling facility that does not cover the screw terminals
- Slim design, 27mm wide
- Double terminal numbering
- Creepage & clearance compliant to VDE 0110
- Retaining clips available separately
- Suitable for 8 and 14 pin Relays
- Rated up to 12A and 300V
- Operating temperature range -25 to + 85°C

Description	Suitable for use with Type	Manu. Part No.	Stock no.
PY Sockets with common terminals at top	MY2 & MY4 relays. H3YN & H3Y4 timers	PYF14-ESS	493-6341
PY Sockets with common terminals at bottom	MY2 & MY4 relays. H3YN & H3Y4 timers	PYF14-ESN	493-6335
Thermoplastic retaining clip	PY series relay sockets	PYC-35(1 pc=1 bag of 10 pcs)	493-6357
Wire retaining clip	PY series relay sockets	PYC-0	493-6363
Labels	PY series relay sockets	PYC-TR1(1 pc=1 bag of 100 pcs)	493-6379

Manu. Part No.	Stock no.	Price per	OM	€		€		€
PYF14-ESS	493-6341	unit	1+	5·40	10+	5·00	25+	4·75
PYF14-ESN	493-6335	unit	1+	5·40	10+	5·00	25+	4·75
PYC-35(1 pc=1 bag of 10 pcs)	493-6357	bag of 10	1+	3·30	50+	3·05	100+	2·90
PYC-0	493-6363	bag of 10	1+	2·60	50+	2·41	100+	2·29
PYC-TR1(1 pc=1 bag of 100 pcs)	493-6379	bag of 100	1+	9·40	10+	8·70	25+	8·27

10A 8 & 11 Pin Plug-In Relays

RELECO



- Dual function, colour coded test button push to test or lift to latch
- Mechanical flag indicator and coil LED as standard
- Operating Temperature Range -20 to +60°C
- Contact material silver-nickel (AgNi)
- H71, W35, D35mm

Contact Resistance	50 mΩ
Isolation Coil To Contact	2.5 kV

Description	Pins	Coil Resistance (Ω)	Coil Voltage	Switch Power (VA)	Switching Voltage (V(ac))	Manu. Part No.	Stock no.
DPCO	8	110	12 Vdc	2500	380	C2-A20 X/DC 12V	345-870
DPCO	8	440	24 Vdc	2500	380	C2-A20 X/DC 24V	345-886
DPCO	8	70	24 V ac	2500	380	C2-A20 X/AC 24V	345-915
DPCO	8	1700	110 V ac	2500	380	C2-A20 X/AC 110V	345-937
DPCO	8	7400	230 V ac	2500	380	C2-A20 X/AC 230V	352-468
3PCO	11	110	12 Vdc	2200	250	C3-A30X/DC 12V	345-959
3PCO	11	440	24 Vdc	2200	250	C3-A30 X/DC 24V	345-965
3PCO	11	70	24 V ac	2200	250	C3-A30 X/AC 24V	345-971
3PCO	11	1700	110 V ac	2200	250	C3-A30 X/AC 110V	345-993
3PCO	11	7400	230 V ac	2200	250	C3-A30X-230VDC	352-474

Manu. Part No.	Stock no.	Price per	OM	€		€		€
C2-A20 X/DC 12V	345-870	unit	1+	12·10	10+	11·60	25+	11·40
C2-A20 X/DC 24V	345-886	unit	1+	12·10	10+	11·60	25+	11·40
C2-A20 X/AC 24V	345-915	unit	1+	12·10	10+	11·60	25+	11·40
C2-A20 X/AC 110V	345-937	unit	1+	12·60	10+	12·10	25+	11·80

Manu. Part No.	Stock no.	Price per	OM	€		€		€
C2-A20 X/AC 230V	352-468	unit	1+	12·99	10+	12·34	25+	11·69
C3-A30X/DC 12V	345-959	unit	1+	13·15	10+	12·49	25+	11·84
C3-A30 X/DC 24V	345-965	unit	1+	13·33	10+	12·66	25+	12·00
C3-A30 X/AC 24V	345-971	unit	1+	13·15	10+	12·49	25+	11·84
C3-A30 X/AC 110V	345-993	unit	1+	13·43	10+	12·76	25+	12·09
C3-A30X-230VDC	352-474	unit	1+	14·00	10+	13·40	25+	13·20

Accessories

Description	Manu. Part No.	Stock no.	Price per	OM	€		€		€
8 pin Socket	S2-B	403-213	unit	1+	4·81	50+	4·45	100+	4·23
11 pin Socket	S3-B	403-229	unit	1+	5·49	10+	5·08	25+	4·83

10A 11 Pin Plug-In Relays

RELECO



- Built-in bridge rectifier for AC or DC operation
- Bridge rectifier suppresses back EMF during DC operation
- Dual function colour coded test button, push to test or lift to latch
- Mechanical flag indicator and coil LED as standard
- Contact material silver-nickel with 10µ gold (AgNi + Au)

Pins	11	Isolation Coil To Contact	2.5 kV
Coil Resistance	400 Ω	Switch Power	2200 VA
Coil Voltage Vac	24	Switching Voltage	240 V(ac)
Coil Voltage Vdc	24		

Manu. Part No.	Stock no.	Price per	OM	€		€		€
C3-A38 BX/ADC 24V	177-863	unit	1+	27·60	5+	26·50	15+	25·90

Accessories

Description	Manu. Part No.	Stock no.	Price per	OM	€		€		€
11 pin Socket	S3-B	403-229	unit	1+	5·49	10+	5·08	25+	4·83

10A 11 Pin Latching Relay

RELECO



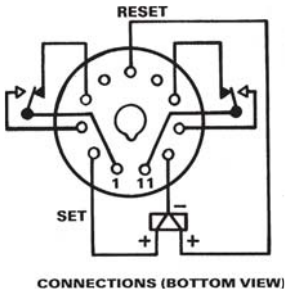

- Contacts remain latched on even after the supply is removed for the 'set' input
- Contacts are switched off by pulsing the 'reset' input
- DPCO contact configuration
- Dual function colour coded test button, push to test or lift to latch
- Mechanical flag indicator as standard
- Contact material silver-nickel (AgNi)

Pins	11	Switching Voltage	250 V ac
Isolation Coil To Contact	2.5 kV	Switch Power	2200 VA
Switching Current	10 A		

Manu. Part No.	Coil Voltage	Stock no.	Price per	OM	€		€		€
C3-R20/DC 12V	12 V dc	350-377	unit	1+	22·90	10+	22·00	25+	21·50
C3-R20/DC 24V	24 V dc	350-383	unit	1+	22·90	10+	22·00	25+	21·50
C3-R20/AC 24V	24 V ac	350-399	unit	1+	22·90	10+	22·00	25+	21·50
C3-R20/AC 110V	110 V ac	350-406	unit	1+	22·90	10+	22·00	25+	21·50
C3-R20/AC 230V	230 V ac	352-480	unit	1+	22·90	10+	22·00	25+	21·50

Accessories

Description	Manu. Part No.	Stock no.	Price per	OM	€		€		€
11 pin Socket	S3-B	403-229	unit	1+	5·49	10+	5·08	25+	4·83

11 Pin Relay Socket & Modules

RELECO





- An 11-pin DIN rail/surface mounted socket incorporating a compartment into which a range of modules may be inserted. The socket can be used either as a conventional relay socket or a relay socket with additional features
- Plug-in modules include a range of RC networks and a diode module for back EMF suppression
- Logically laid-out NO/NC screw terminal
- Convenient wire channel between sockets
- Write-on identification tab

Description	Manu. Part No.	Stock no.
11 pin module socket	S3-MP	437-799
Diode Module	M3P-DH	437-806

Description	Stock no.	Price per	OM	€		€		€
11 pin module socket	437-799	unit	1+	5·39	10+	5·12	25+	4·85
Diode Module	437-806	unit	1+	6·40				

10A DPCO Standard

RELECO TE connectivity

Relays have a test button, LED indication and mechanical flag indicator fitted as standard. The test button is colour coded and dual function, push to test or lift to latch. A removable marking label is fitted to each relay. The maximum switching voltage is 250Vac and the operating temperature is -20 to +60°C.

Approvals: UL & CSA



Switching Current	10 A	Mechanical Life	1 x 10^8
Contact Configuration	DPDT	Operation Time - Including Bounce	15 ms
Contact Material	AgCdO	Release Time	6 ms
Isolation Coil To Contact	2.5 kV		

continued on next page

continued from previous page

Coil Power	Coil Voltage	Stock no.	Price per	0M	€		€		€
0.9 W	12 V dc	376-385	unit	1+	9·87	10+	9·13	25+	8·69
0.9 W	24 V dc	376-391	unit	1+	10·10	10+	9·70	25+	9·50
1.5 VA	24 V ac	376-408	unit	1+	9·87	10+	9·13	25+	8·69
1.5 VA	115 V ac	376-414	unit	1+	10·30	10+	9·90	25+	9·70
1.5 VA	230 V ac	376-420	unit	1+	11·00	10+	10·60	25+	10·30

Accessories

Description	Stock no.	Price per	0M	€		€		€
PCB Socket	346-930	unit	1+	1·51	50+	1·43	100+	1·36

6A DPCO Bifurcated Contacts - C7 Series

TE connectivity RELECO

Relays have a test button, LED indication and mechanical flag indicator fitted as standard. The test button is colour coded and dual function, push to test or lift to latch. A removable marking label is fitted to each relay. The maximum switching voltage is 250Vac and the operating temperature is -20 to +60°C.

- Bifurcated contacts for low level signal switching
- Suitable for a minimum level of 5mA @ 5Vdc



Switching Current	6 A	Isolation Coil To Contact	2.5 kV
Contact Configuration	DPDT	Operation Time - Including Bounce	16 ms
Contact Material	AgNi (gold plate)	Release Time	8 ms

Coil Power (W)	Coil Voltage	Stock no.	Price per	0M	€		€		€
0.9	24 V dc	206-2173	unit	1+	12·07	10+	11·47	25+	10·86
1.5	24 V ac	206-2167	unit	1+	12·07	10+	11·47	25+	10·86
1.5	230 V ac	206-2189	unit	1+	13·33	10+	12·66	25+	12·00

Accessories

Description	Stock no.	Price per	0M	€		€		€
PCB Socket	346-930	unit	1+	1·51	50+	1·43	100+	1·36

5A 4PCO Standard - C9 Series

RELECO

Relays have a test button, LED indication and mechanical flag indicator fitted as standard. The test button is colour coded and dual function, push to test or lift to latch. A removable marking label is fitted to each relay. The maximum switching voltage is 250Vac and the operating temperature is -20 to +60°C.



Switching Current	5 A	Mechanical Life	1×10^8 Ops
Contact Configuration	4PDT	Operation Time - Including Bounce	15 ms
Contact Material	AgNi (gold plate)	Release Time	3.5 ms
Isolation Coil To Contact	2.5 kV		

Manu. Part No.	Coil Power	Coil Voltage	Stock no.	Price per	0M	€		€		€
C9-A41 X/DC 12V	0.9 W	12 V dc	376-436	unit	1+	9·73	10+	9·24	25+	8·76
C9-A41 X/DC 24V	0.9 W	24 V dc	376-442	unit	1+	9·73	10+	9·24	25+	8·76
C9-A41 X/AC 24V	1.5 VA	24 V ac	376-458	unit	1+	9·73	10+	9·24	25+	8·76
C9-A41 X/AC 115V	1.5 VA	115 V ac	376-464	unit	1+	10·22	10+	9·71	25+	9·20
C9-A41 X/AC 230V	1.5 VA	230 V ac	376-470	unit	1+	10·95	10+	10·40	25+	9·86

5A DPCO Latching - C9 Series

RELECO

Relays have a test button and mechanical flag indicator fitted as standard. The test button is colour coded and dual function, push to test or lift to latch. A removable marking label is fitted to each relay. The maximum switching voltage is 250Vac and the operating temperature is -20 to +60°C.

- Contacts remain latched on even after the supply is removed from the 'set' input
- Contacts are switched off by pulsing the 'reset' input



Switching Current	5 A	Isolation Coil To Contact	2.5 kV
Contact Configuration	DPDT	Mechanical Life	2×10^7
Contact Material	AgNi		

Coil Power	Coil Voltage	Stock no.	Price per	0M	€		€		€
1.2on/0.3off W	12 V dc	213-0787	unit	1+	22·40	10+	21·50	25+	21·10
1.2on/0.3off W	24 V dc	213-0793	unit	1+	22·40	10+	21·50	25+	21·10
1.2on/0.3off VA	24 V ac	213-0800	unit	1+	22·40	10+	21·50	25+	21·10
1.2on/0.3off VA	230 V ac	213-0838	unit	1+	22·40	10+	21·50	25+	21·10

10A SPCO Standard / 6A SPCO Bifurcated Contact - C10 Series

RELECO

Relays have a test button, LED indication and mechanical flag indicator fitted as standard. The test button is colour coded and dual function, push to test or lift to latch. A removable marking label is fitted to each relay. The maximum switching voltage is 250Vac and the operating temperature is -20 to +60°C.

- Robust industrial terminal blades
- Bifurcated (for low level signal switching) and non-bifurcated contact versions available
- Din rail socket only 16mm wide
- Bridge bar available



Contact Configuration	SPDT	Release Time	5 ms
Isolation Coil To Contact	5 kV	Coil Power	0.65 W
Operation Time - Including Bounce	11 ms		

Switching Current (A)	Coil Voltage	Contact Material	Features	Mechanical Life	Stock no.
10	12 V dc	AgNi	Test Button, LED Indicator	2×10^7	341-5130
10	24 V dc	AgNi	Test Button, LED Indicator	2×10^7	341-5146
10	24 Vac/dc	AgNi	Test Button, LED Indicator	2×10^7	341-5168
10	230 V ac	AgNi	Test Button, LED Indicator	2×10^7	341-5180
6	24 V dc	AgNi (gold plate)	Test Button, LED Indicator, Bifurcated Contact	2×10^7	341-5219
6	24 Vac/dc	AgNi (gold plate)	Test Button, LED Indicator, Bifurcated Contact	2×10^7	341-5231
6	230 V ac	AgNi (gold plate)	Test Button, LED Indicator, Bifurcated Contact	2×10^7	341-5269

Manu. Part No.	Stock no.	Price per	0M	€		€		€
C10-A10X / DC 12 V	341-5130	unit	1+	6·17	10+	5·71	25+	5·43
C10-A10X DC24V	341-5146	unit	1+	6·15	10+	5·69	25+	5·41
C10-A10BX ADC24V	341-5168	unit	1+	7·11	10+	6·58	25+	6·26
C10-A10X AC230V	341-5180	unit	1+	8·97	10+	8·30	25+	7·89
C10-T13X DC24V	N 341-5219	unit	1+	7·36	10+	6·81	25+	6·48
C10-T13BX / AD 24 V	N 341-5231	unit	1+	8·33	10+	7·71	25+	7·33
C10-T13X AC230V	N 341-5269	unit	1+	10·20	10+	9·80	25+	9·60

Accessories

Description	Stock no.	Price per	0M	€		€		€
S10 IR-C DIN Rail Socket	341-6874	unit	1+	2·73	50+	2·53	100+	2·40
Bridge Bar for S10 socket	N 341-5275	unit	1+	1·03	100+	0·98	250+	0·93

5A DPCO - C12 Series

RELECO

- Robust industrial terminals
- LED indication and mechanical flag indicator
- Dual function test button, push to test or lift to latch
- Maximum switching voltage of 250Vac
- Operating temperature range: -20 to +60°C.
- Accessories available separately include 16mm wide sockets, bridge bar for linking coil A2 connection and bridge bars for linking contact side



Switching Current	5 A	Isolation Coil To Contact	5 kV
Contact Configuration	DPDT	Operation Time - Including Bounce	10 ms
Contact Material	AgNi (gold plate)	Release Time	8 ms

Coil Power	Coil Voltage	Mechanical Life (Ops)	Stock no.
0.7 W	12 V dc	2×10^7	613-8016
0.7 W	24 V dc	2×10^7	613-8022
1.1 VA	24 V ac	1×10^7	613-8038
0.7 W	110 V dc	2×10^7	613-8044
1.1 VA	115 V ac	1×10^7	613-8050
1.1 VA	230 V ac	1×10^7	613-8066
1.1 VA	24 Vac/dc	1×10^7	613-8072

Manu. Part No.	Coil Voltage	Stock no.	Price per	0M	€		€		€
C12A21X12D	12 V dc	N 613-8016	unit	1+	8·19	10+	7·58	25+	7·21
C12A21X24D	24 V dc	N 613-8022	unit	1+	7·02				
C12A21X24A	24 V ac	N 613-8038	unit	1+	8·44	10+	7·81	25+	7·43
C12A21X110D	110 V dc	N 613-8044	unit	1+	10·80	10+	10·40	25+	10·20
C12A21X115A	115 V ac	N 613-8050	unit	1+	9·09	10+	8·41	25+	8·00
C12A21X230A	230 V ac	N 613-8066	unit	1+	10·50	10+	10·10	25+	9·90
C12A21BX24AD	24 Vac/dc	N 613-8072	unit	1+	7·91				

Accessories

Description	Stock no.	Price per	0M	€		€		€
S12 IR-C Socket for C12 Plug-in Relay	N 613-8151	unit	1+	4·09	50+	3·78	100+	3·60

RUM series universal relays with LED and cylindrical pins

Schneider Electric

- Range of plug-in relays on base, RUZ series.
- LED status display.
- Pulse push-button for testing contacts.
- Mechanical indicator light displays relay status.
- Simple, no adjustments required for standard operation.
- Support to be ordered separately.



Series	RUM

Mounting Type	Contact Configuration	Stock no.
8 pin plug	DPCO	140-634
8 pin plug	DPCO	140-189
8 pin plug	DPCO	140-993
8 pin plug	DPCO	140-628
8 pin plug	DPCO	140-173
8 pin plug	DPCO	140-987
8 pin plug	DPCO	141-003
8 pin plug	DPCO	140-640
11 pin plug	3PCO	139-735
11 pin plug	3PCO	140-921
11 pin plug	3PCO	140-943
11 pin plug	3PCO	140-072
11 pin plug	3PCO	140-959
11 pin plug	3PCO	139-713
11 pin plug	3PCO	140-937
11 pin plug	3PCO	140-965
11 pin plug	3PCO	141-025
11 pin plug	3PCO	139-729

continued on next page

continued from previous page

Coil Voltage	Mounting Type	Stock no.	Price per	OM	€		€		€
12 V dc	8 pin plug	N 140-634	unit	1+	10·70				
24 V dc	8 pin plug	N 140-189	unit	1+	10·70				
48 V dc	8 pin plug	N 140-993	unit	1+	11·00				
110 V dc	8 pin plug	N 140-628	unit	1+	11·40				
24 V ac	8 pin plug	N 140-173	unit	1+	10·70				
48 V ac	8 pin plug	N 140-987	unit	1+	11·00				
120 V ac	8 pin plug	N 141-003	unit	1+	11·60				
230 V ac	8 pin plug	N 140-640	unit	1+	15·10	10+	14·50	25+	14·20
12 V dc	11 pin plug	N 139-735	unit	1+	11·00				
24 V dc	11 pin plug	N 140-921	unit	1+	11·00				
48 V dc	11 pin plug	N 140-943	unit	1+	11·30				
60 V dc	11 pin plug	N 140-072	unit	1+	11·30				
110 V dc	11 pin plug	N 140-959	unit	1+	11·70				
125 V dc	11 pin plug	N 139-713	unit	1+	11·70				
24 V ac	11 pin plug	N 140-937	unit	1+	11·00				
48 V ac	11 pin plug	N 140-965	unit	1+	11·30				
120 V ac	11 pin plug	N 141-025	unit	1+	11·90				
230 V ac	11 pin plug	N 139-729	unit	1+	12·50				

RXM series miniature relays without LED

Schneider Electric

- Range of miniature plug-in relays on base, RXZE2 type.
- Can be adapted for all voltages.
- Test button and mechanical indicator of relay status.
- Bases for screw or DIN rail assembly to be ordered separately.

Series	RXM



Manu. Part No.	Coil Voltage	Contact Configuration	Mounting Type	Stock no.
RXM2AB1JD	12 V dc	DPCO	8 pin plug	140-549
RXM2AB1BD	24 V dc	DPCO	8 pin plug	140-533
RXM2AB1ED	48 V dc	DPCO	8 pin plug	139-870
RXM2AB1FD	110 V dc	DPCO	8 pin plug	139-707
RXM2AB1B7	24 V ac	DPCO	8 pin plug	140-527
RXM2AB1E7	48 V ac	DPCO	8 pin plug	139-864
RXM2AB1F7	120 V ac	DPCO	8 pin plug	139-791
RXM2AB1P7	230 V ac	DPCO	8 pin plug	140-555
RXM3AB1JD	12 V dc	3PCO	11 pin plug	139-987
RXM3AB1BD	24 V dc	3PCO	11 pin plug	139-909
RXM3AB1ED	48 V dc	3PCO	11 pin plug	139-965
RXM3AB1FD	110 V dc	3PCO	11 pin plug	139-993
RXM3AB1B7	24 V ac	3PCO	11 pin plug	140-757
RXM3AB1E7	48 V ac	3PCO	11 pin plug	140-971
RXM3AB1F7	120 V ac	3PCO	11 pin plug	139-971
RXM3AB1P7	230 V ac	3PCO	11 pin plug	140-000
RXM4AB1JD	12 V dc	4PCO	14 pin plug-in	652-9068
RXM4AB1BD	24 V dc	4PCO	14 pin plug-in	652-8992
RXM4AB1ED	48 V dc	4 C/O	14 pin plug	140-268
RXM4AB1FD	110 V dc	4 C/O	14 pin plug	140-252
RXM4AB1MD	220 V dc	4 C/O	14 pin plug	140-274
RXM4AB1B7	24 V ac	4PCO	14 pin plug-in	652-9002
RXM4AB1E7	48 V ac	4 C/O	14 pin plug	140-016
RXM4AB1F7	120 V ac	4PCO	14 pin plug-in	652-9018
RXM4AB1P7	230 V ac	4PCO	14 pin plug-in	652-9046
RXM4AB1U7	240 V ac	4 C/O	14 pin plug	140-280

Manu. Part No.	Contact Configuration	Stock no.	Price per	OM	€		€		€
RXM2AB1JD	DPCO	N 140-549	unit	1+	4·83				
RXM2AB1BD	DPCO	N 140-533	unit	1+	4·82				
RXM2AB1ED	DPCO	N 139-870	unit	1+	4·97				
RXM2AB1FD	DPCO	N 139-707	unit	1+	5·79				
RXM2AB1B7	DPCO	N 140-527	unit	1+	4·86				
RXM2AB1E7	DPCO	N 139-864	unit	1+	5·21				
RXM2AB1F7	DPCO	N 139-791	unit	1+	5·26				
RXM2AB1P7	DPCO	N 140-555	unit	1+	4·23				
RXM3AB1JD	3PCO	N 139-987	unit	1+	5·80				
RXM3AB1BD	3PCO	N 139-909	unit	1+	5·80				
RXM3AB1ED	3PCO	N 139-965	unit	1+	5·82				
RXM3AB1FD	3PCO	N 139-993	unit	1+	5·82				
RXM3AB1B7	3PCO	N 140-757	unit	1+	5·82				
RXM3AB1E7	3PCO	N 140-971	unit	1+	5·82				
RXM3AB1F7	3PCO	N 139-971	unit	1+	5·83				
RXM3AB1P7	3PCO	N 140-000	unit	1+	6·00				
RXM4AB1JD	4PCO	N 652-9068	unit	1+	6·47	10+	5·98	25+	5·69
RXM4AB1BD	4PCO	N 652-8992	unit	1+	6·46	10+	5·98	25+	5·68
RXM4AB1ED	4 C/O	N 140-268	unit	1+	6·47				
RXM4AB1FD	4 C/O	N 140-252	unit	1+	6·50				
RXM4AB1MD	4 C/O	N 140-274	unit	1+	6·63				
RXM4AB1B7	4PCO	N 652-9002	unit	1+	5·87				
RXM4AB1E7	4 C/O	N 140-016	unit	1+	6·50				
RXM4AB1F7	4PCO	N 652-9018	unit	1+	6·47				
RXM4AB1P7	4PCO	N 652-9046	unit	1+	6·73				
RXM4AB1U7	4 C/O	N 140-280	unit	1+	5·69				

RXM series miniature relays with LED

Schneider Electric

- Range of miniature plug-in relays on base, RXZE2 type.
- Can be adapted for all voltages.
- Test button and mechanical indicator of relay status.
- Bases for screw or DIN rail assembly to be ordered separately.

Series	RXM



Manu. Part No.	Coil Voltage	Contact Configuration	Mounting Type	Stock no.
RXM2AB2JD	12 V dc	DPCO	8 pin plug	139-820
RXM2AB2BD	24 V dc	DPCO	8 pin plug	140-476
RXM2AB2ED	48 V dc	DPCO	8 pin plug	139-814
RXM2AB2FD	110 V dc	DPCO	8 pin plug	139-808
RXM2AB2B7	24 V ac	DPCO	8 pin plug	140-561
RXM2AB2E7	48 V ac	DPCO	8 pin plug	140-482
RXM2AB2F7	120 V ac	DPCO	8 pin plug	139-842
RXM2AB2P7	230 V ac	DPCO	8 pin plug	139-836
RXM3AB2JD	12 V dc	3PCO	11 pin plug	140-763
RXM3AB2BD	24 V dc	3PCO	11 pin plug	140-808
RXM3AB2ED	48 V dc	3PCO	11 pin plug	140-820
RXM3AB2FD	110 V dc	3PCO	11 pin plug	140-842
RXM3AB2B7	24 V ac	3PCO	11 pin plug	141-031
RXM3AB2E7	48 V ac	3PCO	11 pin plug	140-814
RXM3AB2F7	120 V ac	3PCO	11 pin plug	140-836
RXM3AB2P7	230 V ac	3PCO	11 pin plug	140-779
RXM4AB2B7	24 V ac	4PCO	14 pin plug-in	652-9052
RXM4AB2E7	48 V ac	4 C/O	14 pin plug	140-296
RXM4AB2F7	120 V ac	4PCO	14 pin plug-in	652-9119
RXM4AB2P7	230 V ac	4PCO	14 pin plug-in	652-9024
RXM4AB2JD	12 V dc	4PCO	14 pin plug-in	652-9030
RXM4AB2BD	24 V dc	4PCO	14 pin plug-in	652-9080
RXM4AB2ED	48 V dc	4 C/O	14 pin plug	140-505
RXM4AB2FD	110 V dc	4 C/O	14 pin plug	140-498
RXM4AB2GD	125 V dc	4 C/O	14 pin plug	140-511

Manu. Part No.	Contact Configuration	Stock no.	Price per	OM	€		€		€
RXM2AB2JD	DPCO	N 139-820	unit	1+	5·67				
RXM2AB2BD	DPCO	N 140-476	unit	1+	4·96				
RXM2AB2ED	DPCO	N 139-814	unit	1+	5·90				
RXM2AB2FD	DPCO	N 139-808	unit	1+	6·79				
RXM2AB2B7	DPCO	N 140-561	unit	1+	5·83				
RXM2AB2E7	DPCO	N 140-482	unit	1+	6·24				
RXM2AB2F7	DPCO	N 139-842	unit	1+	6·29				
RXM2AB2P7	DPCO	N 139-836	unit	1+	6·63				
RXM3AB2JD	3PCO	N 140-763	unit	1+	6·33				
RXM3AB2BD	3PCO	N 140-808	unit	1+	6·33				
RXM3AB2ED	3PCO	N 140-820	unit	1+	6·33				
RXM3AB2FD	3PCO	N 140-842	unit	1+	6·77				
RXM3AB2B7	3PCO	N 141-031	unit	1+	6·35				
RXM3AB2E7	3PCO	N 140-814	unit	1+	6·35				
RXM3AB2F7	3PCO	N 140-836	unit	1+	6·35				
RXM3AB2P7	3PCO	N 140-779	unit	1+	6·59				
RXM4AB2B7	4PCO	N 652-9052	unit	1+	6·64				
RXM4AB2E7	4 C/O	N 140-296	unit	1+	7·35				
RXM4AB2F7	4PCO	N 652-9119	unit	1+	6·63				
RXM4AB2P7	4PCO	N 652-9024	unit	1+	6·91				
RXM4AB2JD	4PCO	N 652-9030	unit	1+	7·44				
RXM4AB2BD	4PCO	N 652-9080	unit	1+	6·75				
RXM4AB2ED	4 C/O	N 140-505	unit	1+	7·34				
RXM4AB2FD	4 C/O	N 140-498	unit	1+	7·33				
RXM4AB2GD	4 C/O	N 140-511	unit	1+	7·33				

RMX series miniature relays with low level contacts and LED

Schneider Electric

- Range of miniature plug-in relays on base, RXZE2 type.
- Can be adapted for all voltages.
- Test button and mechanical indicator of relay status.
- Bases for screw or DIN rail assembly to be ordered separately.

Switching Current	6 A
Contact Configuration	4 C/O



Manu. Part No.	Coil Voltage	Stock no.	Price per	OM	€		€		€
RXM4GB2JD	12 V dc	N 140-870	unit	1+	8·60	10+	7·96	25+	7·57
RXM4GB2BD	24 V dc	N 140-246	unit	1+	8·60	10+	7·96	25+	7·57
RXM4GB2ED	48 V dc	N 140-325	unit	1+	8·62				
RXM4GB2FD	110 V dc	N 140-331	unit	1+	8·61				
RXM4GB2B7	24 V ac	N 140-230	unit	1+	8·79	10+	8·13	25+	7·74
RXM4GB2E7	48 V ac	N 140-303	unit	1+	8·61				
RXM4GB2F7	120 V ac	N 140-864	unit	1+	8·61				
RXM4GB2P7	230 V ac	N 140-353	unit	1+	8·62				
RXM4GB2U7	240 V ac	N 140-886	unit	1+	8·62				

Supports and accessories for RXM series relays

Schneider Electric

- Range of supports and accessories for RXM series relays.



Description	Stock no.	Price per	OM	€		€		€
RXM 2 and RXM 4 relay support with mixed contacts	N 652-9096	unit	1+	4·49				
RXM 4 relay support with mixed contacts	N 652-9103	unit	1+	4·53				
RXM 2 relay support with separate contacts	N 140-909	unit	1+	3·93				
RXM 3 relay support with separate contacts	N 140-892	unit	1+	4·23				
RXM 4 relay support with separate contacts	N 652-9074	unit	1+	4·53				
Metal support bracket	N 139-858	unit	1+	0·51	100+	0·48	250+	0·46
Plastic support bracket	N 140-404	unit	1+	0·38				
RXZ L420 clip-on labels	N 140-460	unit	1+	0·96	100+	0·91	250+	0·86
6 → 250 Vdc diode RXM040W	N 140-038	unit	1+	1·51				
24 → 60 Vac RC circuit RXM041BN7	N 140-022	unit	1+	2·42				
100 → 240 Vac RC circuit RXM041FU7	N 140-098	unit	1+	2·42				
6 → 24 Vac / dc varistor RXM021RB	N 140-088	unit	1+	2·26				
24 → 60 Vac / dc varistor RXM021BN	N 139-886	unit	1+	2·26				
110 → 240 Vac / dc varistor RXM021FP	N 139-892	unit	1+	2·26				

Transistorised High-Sensitivity Relay

Broyce Tempatron



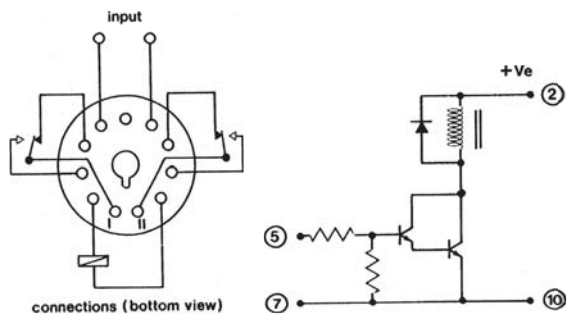

- Darlington pair in input circuitry
- Ideal for use with CMOS devices
- Wide input voltage range: 3.5V to 50V
- Contact material - Ag

Approvals: UL recognised; CSA certified

Voltage	Input Current
3.5V	130µA
5V	210µA
15V	760µA
24V	1.27mA
50V	2.71mA

Number of Pins	11	Coil Power	0.9 W
Contact Configuration	DPCO	Isolation Coil To Contact	1.5 kV
Switching Current	7 A	Dimensions	54 x 36 x 36 mm
Switching Voltage	240 V(ac)		

Coil Voltage Vdc	Contact Resistance	Stock no.	Price per	OM	€		€		€
12	160	348-245	unit	1+	22·28	10+	21·17	25+	20·05
24	650	348-239	unit	1+	22·28	10+	21·17	25+	20·05

Accessories

Description	Manu. Part No.	Stock no.	Price per	OM	€		€		€
11 Pin Fingerproof Socket with Clip	PF11-S	352-569	unit	1+	3·68	50+	3·40	100+	3·24

10A Reversed Terminal Relay Sockets

Tempatron

- Fingerproof self-opening cable clamps
- Flame retardant moulding
- Brass alloy contacts
- Terminals accessible from the rest of the panel/installation

Moulding Material	Polyphenylene oxide
Fixing Centres	32.5 mm
Height	20.5 mm



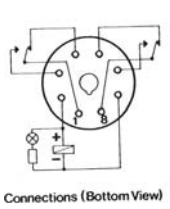

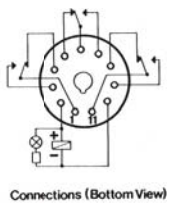

Pins	Width (mm)	Depth (mm)	Stock no.	Price per	OM	€		€		€
8	43.5	43.5	403-853	unit	1+	4·86	50+	4·62	100+	4·37
11	46	46	403-869	unit	1+	5·93	10+	5·63	25+	5·34

Multimode Relays MT Series

TE connectivity



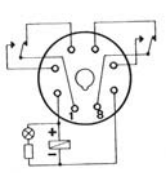

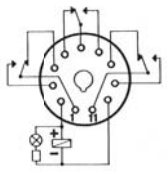

NEW

- 5 g (N/O); 2 g (N/C)
- 10A current rating
- Mechanical indicator
- White write on panel

Note: These drawings apply to all 8/11 pin relays unless otherwise stated.

Approvals: UL recognised, CSA and VDE

Height	69 mm	Current Rating (A)	10
Width	35.5 mm	Voltage Rating	250 V ac

Description	Pins	Coil Power	Coil Resistance (Ω)	Coil Voltage	Manu. Part No.	Mechanical Life	Depth	Stock no.
DPCO 12Vdc	8	1.2 W	110	12 Vdc	MT221012	>20 x 10^6	35.5 mm	256-5105
DPCO 24Vdc	8	1.2 W	475	24 Vdc	MT221024	>20 x 10^6	35.5 mm	256-5111
DPCO 24Vac	8	2.3 VA	86	24 V ac	MT226024	>20 x 10^6	35.5 mm	256-5234
DPCO 115Vac	8	2.3 VA	2000	115 V ac	MT226115	>20 x 10^6	35.5 mm	256-5256
DPCO 230Vac	8	2.3 VA	8300	230 V ac	MT226230	>20 x 10^6	35.5 mm	256-5262
DPCO 24Vdc +LED	8	1.2 W	475	24 Vdc	MT223024	>20 x 10^6	35.5 mm	535-2306
DPCO 24Vac + LED	8	2.26 VA	86	24 V ac	MT228024	>20 x 10^6	35.5 mm	535-2328
DPCO 115Vac + LED	8	2.37 VA	2000	115 V ac	MT228115	>20 x 10^6	35.5 mm	535-2334
DPCO 230Vac + LED	8	2.32 VA	8300	230 V ac	MT228230	>20 x 10^6	35.5 mm	535-2340
3PCO 12Vdc	11	1.2 W	110	12 Vdc	MT321012	>20 x 10^6	35.5 mm	256-5149
3PCO 24Vdc	11	1.2 W	475	24 Vdc	MT321024	>20 x 10^6	35.5 mm	256-5155
3PCO 24Vac	11	2.3 VA	86	24 V ac	MT326024	>20 x 10^6	35.5 mm	256-5290
3PCO 115Vac	11	2.3 VA	2000	115 V ac	MT326115	>20 x 10^6	35.5 mm	256-5313
3PCO 230Vac	11	2.3 VA	8300	230 V ac	MT326230	>20 x 10^6	35.5 mm	256-5329
3PCO 24Vdc + LED	11	1.2 W	475	24 Vdc	MT323024	>20 x 10^6	35.5 mm	256-5206
3 RT relays	11	1.2 W	110	12 V dc	MT323012			715-0907

Description	Manu. Part No.	Stock no.	Price per	OM	€		€		€
DPCO 12Vdc	MT221012	256-5105	unit	1+	12·20	10+	11·30	25+	10·70
DPCO 24Vdc	MT221024	256-5111	unit	1+	12·20	10+	11·30	25+	10·70
DPCO 24Vac	MT226024	256-5234	unit	1+	12·70	10+	11·70	25+	11·20
DPCO 115Vac	MT226115	256-5256	unit	1+	12·70	10+	11·70	25+	11·20
DPCO 230Vac	MT226230	256-5262	unit	1+	13·50	10+	12·50	25+	11·90
DPCO 24Vdc +LED	MT223024	535-2306	unit	1+	13·10	10+	12·10	25+	11·50
DPCO 24Vac + LED	MT228024	535-2328	unit	1+	13·60	10+	12·60	25+	12·00
DPCO 115Vac + LED	MT228115	535-2334	unit	1+	13·60	10+	12·60	25+	12·00
DPCO 230Vac + LED	MT228230	535-2340	unit	1+	13·70	10+	12·70	25+	12·10
3PCO 12Vdc	MT321012	256-5149	unit	1+	14·70	10+	13·60	25+	12·90
3PCO 24Vdc	MT321024	256-5155	unit	1+	14·60	10+	13·50	25+	12·80
3PCO 24Vac	MT326024	256-5290	unit	1+	15·30	10+	14·20	25+	13·50
3PCO 115Vac	MT326115	256-5313	unit	1+	15·20	10+	14·10	25+	13·40
3PCO 230Vac	MT326230	256-5329	unit	1+	14·60	10+	13·50	25+	12·80
3PCO 24Vdc + LED	MT323024	N 256-5206	unit	1+	15·10	10+	14·00	25+	13·30
3 RT relays	MT323012	N 715-0907	unit	1+	15·00	10+	14·40	25+	14·10

Sockets and Accessories for MT Series

TE connectivity

- DIN rail, surface and chassis mount sockets for 8 and 11 pin MT series relays
- LED indication, diode protection and multifunction timer modules are available for the DIN rail sockets
- All sockets are rated 10A @ 240Vac

Approvals: UL recognised; CSA



Selection Guide

stock no.	TE ref.	Type	Suitable for:

42

continued on next page

continued from previous page

215-5433	MT78755	8 pin DIN/Surface socket, double A2 Screw	MT2 relays
215-5449	MT78750	11 pin DIN/Surface socket, double A2 Screw	MT3 relays
329-9871	MT78745	8 pin DIN/Surface socket	MT2 relays
329-9887	MT78740	11 pin DIN/Surface socket	MT3 relays
424-7477	MT78612	8 pin Chassis socket, solder term	MT2 relays
256-5874	MT78603	11 pin PCB socket	MT3 relays
424-7483	MT78613	11 pin Chassis socket, solder term	MT3 relays
329-9900	MTML0024	Red LED 24Vac/dc protection module	MT78745 & MT78740 sockets
329-9893	MTMT00A0	Protection diode 1N4007 (A1+, A2-)	MT78745 & MT78740 sockets

Description	Stock no.	Price per	OM	€		€		€
Metal retaining clip	N 231-2131	unit	1+	0·86	10+	0·80	25+	0·76

Accessories

Manu. Part No.	Stock no.	Price per	OM	€		€		€
MT78755	215-5433	unit	1+	2·94	50+	2·79	100+	2·65
MT78750	215-5449	unit	1+	3·59	50+	3·41	100+	3·23
MT78745	329-9871	unit	1+	6·95	10+	6·43	25+	6·12
MT78740	329-9887	unit	1+	7·66	10+	7·09	25+	6·74
MT78612	424-7477	unit	1+	12·90	10+	11·90	25+	11·40
MT78613	424-7483	unit	1+	13·90	10+	12·90	25+	12·20
MTML0024	329-9900	unit	1+	5·75	10+	5·46	25+	5·18
MTMT00A0	329-9893	unit	1+	3·49	50+	3·32	100+	3·14
MTMF0W00	329-9922	unit	1+	62·40	5+	59·90	10+	58·70

N Series cradle relay, size II

- Neutral DC voltage coil, monostable
- Can be plugged in or for fixed installation
- Single or dual contacts
- Dust-proof



Description	Voltage range	Coil resistance	Contact type
V23154..	at 20°C	at 20 °C ±10%	
Dust-proof with single contacts			
D717-F104	8.3 → 20 Vdc	220 Ω	2 changeovers
D720-B110	12.5 → 32 Vdc	550 Ω	4 changers
D720-F104	12.5 → 32 Vdc	550 Ω	2 changeovers
D721-B110	17 → 40 Vdc	890 Ω	4 changers
D721-F104	17 → 40 Vdc	890 Ω	2 changeovers
D726-B110	35 → 75 Vdc	3200 Ω	4 changers
Dust-proof with double contacts			
D720-C110	20 → 32 Vdc	550 Ω	4 changers

Order designation, Block 3	B1.. and / or C1	F1
Contact material	Silver, gold-flashed	Silver, gold-flashed
Contact load:		
Max switching voltage:	150 V / 125 Vac	250 V / 250 Vac
Max. switching current:	2 A	5 A
Max. switching capacity:	35 → 70 W (voltage-dependent)	50 → 140 W (voltage-dependent)
	50 VA	500 VA

Response voltage: 74% → 98% of nominal voltage
permitted Ambient temp.: -40 °C → +70 °C
Protection class: Dust-proof, IP30

Manu. Part No.	Stock no.	Price per	OM	€		€		€
V23154C721B104	N 172-1124	unit	1+	23·30	10+	22·14	25+	20·97
D716-F104 RELAIS	N 172-1174	unit	1+	29·70				
V23154D720B110	N 172-1152	unit	1+	48·60	5+	46·70	15+	45·70
V23154D726B110	N 172-1168	unit	1+	27·97	5+	26·57	15+	25·17

PT Series With LED Indicator

- Cadmium-free contacts
- LED and mechanical indicator
- Manual/ lockable test facility
- Isolation coil to contact; 2.5kV
- Contact material: AgNi
- Mechanical life; AC; 20 x 10^6, DC; 30 x 10^6
- Plug-in type
- Dimensions: W22.5 x D28 x H29 mm



Manu. Part No.	Switching Current (A)	Switch Power (VA)	Switching Voltage (V ac)	Coil Voltage	Coil Resistance (Ω)	Contact Configuration	Stock no.
PT270L24	12	3000	400	24 Vdc	777	DPDT	535-2407
PT270R24	12	3000	400	24 V ac	192	DPDT	535-2413
PT270T30	12	3000	400	230 V ac	19465	DPDT	535-2435
PT370L24	10	2500	400	24 Vdc	777	3PDT	535-2441
PT370R24	10	2500	400	24 V ac	192	3PDT	535-2457
PT370T30	10	2500	400	230 V ac	19465	3PDT	535-2485
PT570L24	6	1500	240	24 Vdc	777	4PDT	535-2491
PT570R24	6	1500	240	24 V ac	192	4PDT	535-2508
PT570T30	6	1500	240	230 V ac	19465	4PDT	535-2520

Manu. Part No.	Coil Power	Stock no.	Price per	OM	€		€		€
PT270L24	741 mW	N 535-2407	unit	1+	6·14	10+	5·83	25+	5·53
PT270R24	1 VA	N 535-2413	unit	1+	6·14	15+	5·64	50+	5·52
PT270T30	1.1 VA	N 535-2435	unit	1+	10·20	10+	9·44	25+	8·98
PT370L24	741 mW	N 535-2441	unit	1+	7·75	10+	7·17	25+	6·82
PT370R24	1 VA	N 535-2457	unit	1+	7·82	10+	7·23	25+	6·88
PT370T30	1.1 VA	N 535-2485	unit	1+	11·40	10+	10·50	25+	10·00
PT570L24	741 mW	N 535-2491	unit	1+	6·14	10+	5·83	25+	5·53
PT570R24	1 VA	N 535-2508	unit	1+	9·95	10+	9·20	25+	8·76
PT570T30	1.1 VA	N 535-2520	unit	1+	8·66	10+	8·01	25+	7·62

PT Series With Mechanical Indicator

NEW

- Cadmium-free contacts
- LED and mechanical indicator
- Manual/ lockable test facility
- Contact material: AgNi
- Mechanical life: AC; 2 x 10^7, DC; 3 x 10^7
- Isolation coil to contact: 2.5kV(ac)
- Dimensions: W22.5 x D28 x H29mm



Manu. Part No.	Switching Current (A)	Switch Power (VA)	Switching Voltage (V ac)	Coil Voltage	Coil Resistance (Ω)	Contact Configuration	Mounting Type	Stock no.
PT270024	12	3000	400	24 Vdc	777	DPDT	Plug-in	333-9929
PT571730	6	1500	240	230 V ac	19465	4PDT	PCB	342-4538
PT270524	12	3000	400	24 V ac	192	DPDT	Plug-in	333-9935
PT270615	12	3000	400	115 V ac	4845	DPDT	Plug-in	333-9941
PT270730	12	3000	400	230 V ac	19465	DPDT	Plug-in	333-9957
PT370024	10	2500	400	24 Vdc	777	3PDT	Plug-in	333-9963
PT370524	10	2500	400	24 V ac	192	3PDT	Plug-in	333-9979
PT370615	10	2500	400	115 V ac	4845	3PDT	Plug-in	333-9985
PT370730	10	2500	400	230 V ac	19465	3PDT	Plug-in	333-9991
PT570012	6	1500	240	12 Vdc	192	4 C/O	Plug-in	334-0014
PT570024	6	1500	240	24 Vdc	777	4PDT	Plug-in	334-0020
PT570048	6	1500	240	48 Vdc	3072	4 C/O	Plug-in	334-0036
PT570512	6	1500	240	12 V ac	48	4 C/O	Plug-in	334-0042
PT570524	6	1500	240	24 V ac	192	4PDT	Plug-in	334-0058
PT570615	6	1500	240	115 V ac	4845	4PDT	Plug-in	334-0070
PT570730	6	1500	240	230 V ac	19465	4PDT	Plug-in	334-0086
PT571024	6	1500	240	24 Vdc	777	4PDT	PCB	334-9409
PT571524	6	1500	240	24 V ac	192	4PDT	PCB	342-4516

Manu. Part No.	Coil Power	Stock no.	Price per	OM	€		€		€
PT270024	750 mW	333-9929	unit	1+	6·71	10+	6·37	25+	6·04
PT571730	1.1 VA	342-4538	unit	1+	7·19	10+	6·83	25+	6·47
PT270524	1 VA	N 333-9935	unit	1+	6·71	10+	6·37	25+	6·04
PT270615	1.1 VA	N 333-9941	unit	1+	6·81	10+	6·47	25+	6·13
PT270730	1.1 VA	333-9957	unit	1+	7·11	10+	6·75	25+	6·40
PT370024	750 mW	333-9963	unit	1+	5·96	10+	5·66	25+	5·36
PT370524	1 VA	N 333-9979	unit	1+	7·24	10+	6·88	25+	6·52
PT370615	1.1 VA	N 333-9985	unit	1+	5·85	10+	5·56	25+	5·26
PT370730	1.1 VA	N 333-9991	unit	1+	8·03	10+	7·63	25+	7·23
PT570012	750 mW	N 334-0014	unit	1+	6·14	10+	5·83	25+	5·53
PT570024	750 mW	334-0020	unit	1+	5·05	10+	4·80	25+	4·54
PT570048	750 mW	N 334-0036	unit	1+	6·81	10+	6·47	25+	6·13
PT570512	1 VA	N 334-0042	unit	1+	6·34	10+	6·02	25+	5·71
PT570524	1 VA	334-0058	unit	1+	8·71	10+	8·06	25+	7·66
PT570615	1.1 VA	334-0070	unit	1+	8·63	10+	7·98	25+	7·59
PT570730	1.1 VA	334-0086	unit	1+	9·05	10+	8·37	25+	7·96
PT571024	750 mW	334-9409	unit	1+	6·78	10+	6·44	25+	6·10
PT571524	1 VA	N 342-4516	unit	1+	6·78	10+	6·44	25+	6·10

Relay Accessories for PT Series

Approvals: VDE



Description	Manu. Part No.	Stock no.
DIN socket & screw terminals for PT2 relay, logical wiring	PT78722	511-4356
DIN Socket & screw terminals for PT5 relay, logical wiring	PT78742	511-4340
DIN socket & screw terminals for PT2 relay	PT78720	511-7046
DIN socket & screw terminals for PT3 relay	PT78730	511-7030
DIN socket & screw terminals for PT5 relay	PT78740	511-7018
DIN socket, screwless terminals, logical separation	PT7874P	420-378
DIN socket, screwless terminals, logical separation	PT7872P	420-362
PT socket jumper bar	PT170P1	420-407
Retaining clip for PT78740/PT78730/PT78720 sockets	PT17016	511-4362
Retaining clip for PT7872P/PT7874P relays	PT17021	512-988
Marking tags for PT sockets	PT17040	511-4384
Solder terminal socket for PT5 series	PT78600	715-0997

continued on next page

continued from previous page

Manu. Part No.	Stock no.	Price per	OM	€		€		€
PT78722	511-4356	unit	1+	3·36	50+	3·19	100+	3·02
PT78742	511-4340	unit	1+	3·36	50+	3·19	100+	3·02
PT78720	511-7046	unit	1+	5·07	10+	4·69	25+	4·46
PT78730	511-7030	unit	1+	6·65	10+	6·15	25+	5·85
PT78740	511-7018	unit	1+	6·18	10+	5·72	25+	5·44
PT7874P	420-378	unit	1+	5·40	10+	5·00	25+	4·75
PT7872P	420-362	unit	1+	7·23	10+	6·69	25+	6·36
PT170P1	420-407	unit	1+	0·80	15+	0·74	50+	0·70
PT17016	511-4362	bag of 10	1+	2·76	10+	2·55	25+	2·43
PT17021	512-988	unit	1+	0·32				
PT17040	511-4384	bag of 10	1+	0·86	100+	0·82	250+	0·77
PT78600	[N] 715-0997	unit	1+	2·16	50+	2·00	100+	1·90

Protection Modules for RT, RP & PT Series

- Contact Material AgNi
- Isolation Coil To Contact 4000 Vrms
- Switching Voltage 250 Vdc



Manu. Part No.	Type	Suitable For Use With	Stock no.
PTML0024	LED module, red, 6-24Vdc w/protection diode	RT78724, RT78726	512-881
PTML0524	LED module, red, 6-24Vac/dc	RT78724, RT78726	512-922
PTML0730	LED module, red, 110-230Vac	RT78724, RT78726	512-982
PTMT00A0	Diode Module	PT 78 722/742/720/730/740	494-0788

Manu. Part No.	Stock no.	Price per	OM	€		€		€
PTML0024	512-881	unit	1+	2·66	10+	2·46	25+	2·34
PTML0524	512-922	unit	1+	3·00	10+	2·78	25+	2·64
PTML0730	512-982	unit	1+	3·29	10+	3·04	25+	2·90
PTMT00A0	[N] 494-0788	unit	1+	1·82	10+	1·68	25+	1·60

Miniature Power Relays PTF Series Flange Mount

- Switching voltage: 250Vac
- Contact material: AgNi
- Temperature range: –40 to +70°C
- Dimensions: H28.3mm, W21.8mm, D38mm

Approvals: VDE



Switching Current	10 A	Contact Configuration	DPDT
Switch Power	2400 VA	Isolation Coil To Contact	2.5 kV
Switching Voltage	240 V ac		

Manu. Part No.	Coil Power	Coil Voltage	Coil Resistance (Ω)	Mechanical Life	Stock no.
PTF22024	741 mW	24 V dc	777	20 x 10^6	511-6964
PTF22524	1 VA	24 V ac	192	15 x 10^6	511-6970
PTF22615	1.1 VA	115 V ac	4845	15 x 10^6	511-6986
PTF22730	1.1 VA	230 V ac	19465	15 x 10^6	511-6992

Manu. Part No.	Stock no.	Price per	OM	€		€		€
PTF22024	511-6964	unit	1+	6·50	15+	6·01	50+	5·72
PTF22524	511-6970	unit	1+	8·74	15+	8·08	50+	7·69
PTF22615	511-6986	unit	1+	4·85	50+	4·49	100+	4·27
PTF22730	511-6992	unit	1+	4·66	10+	4·31	25+	4·10

RFH Series

- Faston Power Relay
- PCB mount
- Operating temperature -40 to +105°C
- Dimensions H 29mm, W 13.2mm, D 40.5mm

Approvals: VDE



Contact Configuration	SPST N/O	Switching Current	16 A
Coil Power	0.40 W	Switching Voltage	240 V ac
Isolation Coil To Contact	4 kV		

Manu. Part No.	Coil Resistance (Ω)	Coil Voltage Vdc	Stock no.
RFH34012WG	360	12	511-5113
RFH34024WG	1440	24	511-5129

Manu. Part No.	Stock no.	Price per	OM	€		€		€
RFH34012WG	[N] 511-5113	unit	1+	6·29	15+	6·23	50+	5·68 ➤
RFH34024WG	[N] 511-5129	unit	1+	6·29	15+	6·23	50+	5·68 ➤

RM Series Power Relay



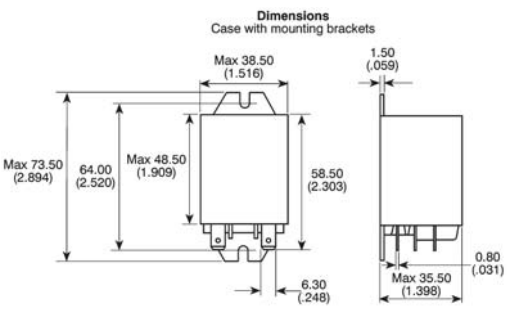

- Contact material AgCdO
- DPNO types have 3mm contact gap
- Mechnical life: 16A versions; >20 x 10^6, 25 & 30A versions; >10 x 10^6
- Operating temperature: -45°C to +40°C
- H 73.5, W 38.5, D 35.5mm

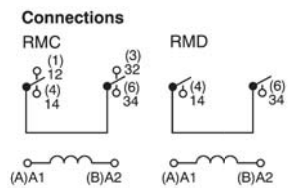

Isolation Coil To Contact 2.5 kV

Contact Configuration	Coil Power	Coil Resistance (Ω)	Coil Voltage	Switching Current (A)	Switching Voltage (V ac)	Switch Power (VA)	Mechanical Life	Stock no.
3PDT	1.6 W	345	24 V dc	16	380	6000	>20 x 10^6	376-868
3PDT	2.8 VA	7500	230 V ac	16	380	6000	>20 x 10^6	376-874
DPNO	1.6 W	345	24 V dc	16	380	6000	>20 x 10^6	210-6649
DPNO	2.8 VA	80	24 V ac	16	380	6000	>20 x 10^6	210-6655
DPNO	2.8 VA	7500	230 V ac	16	380	6000	>20 x 10^6	210-6661
DPDT	1.2 W	110	12 V dc	25	250	6000	>10 x 10^6	376-880
DPDT	1.2 W	475	24 V dc	25	250	6000	>10 x 10^6	376-896
DPDT	2.8 VA	1850	115 V ac	25	250	6000	>10 x 10^6	205-1230
DPDT	2.8 VA	7500	230 V ac	25	250	6000	>10 x 10^6	376-903
SPNO, SPNC	1.2 W	475	24 V dc	30	380	7200	>10 x 10^6	376-931
SPNO, SPNC	2.8 VA	92	230 V ac	30	380	7200	>10 x 10^6	376-947
SPNO	1.2 W	475	24 V dc	30	380	7200	>10 x 10^6	376-919
SPNO	2.8 VA	92	230 V ac	30	380	7200	>10 x 10^6	376-925

Manu. Part No.	Contact Configuration	Stock no.	Price per	OM	€		€		€
RM705024	3PDT	376-868	unit	1+	19·60	10+	18·10	25+	17·20
RM705730	3PDT	376-874	unit	1+	19·00	10+	17·60	25+	16·70
RM505024	DPNO	210-6649	unit	1+	12·30	10+	11·40	25+	10·80
RM505524	DPNO	210-6655	unit	1+	9·85	10+	9·36	25+	8·86
RM505730	DPNO	210-6661	unit	1+	15·90	10+	14·70	25+	14·00
RM805012	DPDT	376-880	unit	1+	21·60	10+	20·00	25+	19·00
RM805024	DPDT	376-896	unit	1+	21·30	10+	19·70	25+	18·70
RM805615	DPDT	205-1230	unit	1+	23·00	10+	21·30	25+	20·20
RM805730	DPDT	376-903	unit	1+	22·30	10+	20·60	25+	19·60
RMC05024	SPNO, SPNC	376-931	unit	1+	16·30	10+	15·10	25+	14·30
RMC05730	SPNO, SPNC	376-947	unit	1+	22·30	10+	20·60	25+	19·60
RMD05024	SPNO	376-919	unit	1+	19·30	10+	17·90	25+	17·00
RMD05730	SPNO	376-925	unit	1+	20·60	10+	19·10	25+	18·10

RM7 Series





- Relays composed of 3 work/reset contacts (RT)
- Continuous or alternating coils
- Permanent current: 16 A
- Pushbutton test system on front panel

Approvals: UL, CSA and VDE



Mounting Type Terminals

Coil Voltage	Coil Power	Coil Resistance (Ω)	Manu. Part No.	Stock no.
24 V dc	1.7 W	345	RM732024	715-0966
24 V ac	2.62 VA	80	RM732524	715-0969
230 V ac	2.69 VA	7500	RM732730	715-0963

Description	Manu. Part No.	Stock no.	Price per	OM	€		€		€
Power relay 3c/o 16A 24Vdc w/ Test	RM732024	[N] 715-0966	unit	1+	16·30	10+	15·60	25+	15·30
Power relay 3c/o 16A 24Vac w/ Test	RM732524	[N] 715-0969	unit	1+	16·70	10+	16·00	25+	15·70
Power relay 3c/o 16A 230Vac w/ Test	RM732730	[N] 715-0963	unit	1+	17·00	10+	16·30	25+	16·00

Accessories

Description	Manu. Part No.	Stock no.	Price per	OM	€		€		€
DIN socket for RM7 series	RM78705	[N] 715-0985	unit	1+	7·10	10+	6·74	25+	6·39
Retaining clip for RM78702	RM28802	[N] 715-0994	unit	1+	1·19	100+	1·13	250+	1·07

Industrial Relays & Solenoids

RM8 Series

- 25A, 250Vac rated
- DC or AC coil
- Mechanical indicator
- Push-to-test button
- Chassis or DIN rail mount
- Operating temperature -40 to +45°C
- Contact material AgCdO

Approvals: VDE



Manu. Part No.	Coil Power	Coil Resistance (Ω)	Coil Voltage	Mounting Type	Stock no.
RM809024	1.2 W	475	24 V dc	DIN rail	**621-9468**
RM809615	2.8 VA	1850	115 V ac	DIN rail	**621-9474**
RM809730	2.8 VA	7500	230 V ac	DIN rail	**621-9480**
RM835012	1.3 W	110	12 V dc	Terminals	**715-0972**
RM835024	1.2 W	475	24 V dc	Terminals	**715-0975**
RM835524	2.62 VA	80	24 V ac	Terminals	**715-0979**
RM835730	2.69 VA	7500	230 V ac	Terminals	**715-0988**

Manu. Part No.	Stock no.	Price per	OM	€		€		€
RM809024	**621-9468**	**unit**	1+	**18·10**	5+	**17·40**	10+	**17·00**
RM809615	**621-9474**	**unit**	1+	**25·60**	10+	**23·70**	25+	**22·50**
RM809730	**621-9480**	**unit**	1+	**23·20**	10+	**21·50**	25+	**20·40**
RM835012	N **715-0972**	**unit**	1+	**19·50**	10+	**18·70**	25+	**18·30**
RM835024	N **715-0975**	**unit**	1+	**19·70**	10+	**18·90**	25+	**18·50**
RM835524	N **715-0979**	**unit**	1+	**20·10**	10+	**19·30**	25+	**18·90**
RM835730	N **715-0988**	**unit**	1+	**20·40**	10+	**19·60**	25+	**19·20**

Cradle Relays







NEW

- Miniature plug-in relays
- Sockets available separately
- Applications - telecom, test & measurement equipment
- Contact Material: Ag + Au Sputtered
- 2.5A 120Vac Standard
- 5A 250Vac Heavy Duty
- Dust protected
- Operating Temperature Range -40 → +70°C



Mechanical Life 10^8 Ops

Manu. Part No.	Contact Configuration	Coil Voltage Vdc	Switching Current (A)	Switching Voltage (V ac)	Coil Resistance (Ω)	Stock no.
1393806-6	DPDT	12	2	125	220	**268-4357**
1-1393806-2	DPDT	24	2	125	890	**268-4379**
2-1393807-8	DPDT	12	5	250	220	**268-4385**
4-1393807-4	DPDT	24	5	250	890	**268-4391**
2-1393807-7	4PDT	12	2	125	220	**268-4408**
3-1393807-7	4PDT	24	2	125	890	**268-4414**
5-1393807-7	4PDT	48	2	125	3200	**268-4436**
V23054E 1020F110	4PDT	24	5	250	630	**715-0991**
2-1393813-8	6PDT	12	2	125	220	**268-4442**
V23054E20B133	6PDT	24	2	125	890	**268-4458**
V23054E29B133	6PDT	48	2	125	3200	**268-4464**

Manu. Part No.	Stock no.	Price per	OM	€		€		€
1393806-6	**268-4357**	**unit**	1+	**67·20**	5+	**64·50**	10+	**63·20**
1-1393806-2	**268-4379**	**unit**	1+	**45·10**	5+	**43·30**	10+	**42·40**
2-1393807-8	**268-4385**	**unit**	1+	**87·70**	5+	**84·20**	10+	**82·40**
4-1393807-4	**268-4391**	**unit**	1+	**36·50**	5+	**35·00**	10+	**34·30**
2-1393807-7	**268-4408**	**unit**	1+	**41·70**	5+	**40·00**	10+	**39·20**
3-1393807-7	**268-4414**	**unit**	1+	**49·60**	5+	**47·60**	10+	**46·60**
5-1393807-7	**268-4436**	**unit**	1+	**82·20**	5+	**78·90**	10+	**77·30**
V23054E 1020F110	N **715-0991**	**unit**	1+	**115·70**	5+	**109·90**	15+	**104·10**
2-1393813-8	**268-4442**	**unit**	1+	**134·00**	5+	**128·55**	10+	**125·94**

Manu. Part No.	Stock no.	Price per	OM	€		€		€
V23054E20B133	**268-4458**	**unit**	1+	**76·90**	5+	**73·80**	10+	**72·30**
V23054E29B133	**268-4464**	**unit**	1+	**38·00**	5+	**36·50**	15+	**35·70**

Accessories

Description	Stock no.	Price per	OM	€		€		€
PCB Socket, 2P	**256-1866**	**unit**	1+	**4·11**	10+	**3·80**	25+	**3·62**
PCB Socket, 4P	**256-1872**	**unit**	1+	**6·69**	10+	**6·19**	25+	**5·89**
PCB Socket, 6P	**256-1888**	**unit**	1+	**10·90**	10+	**10·50**	25+	**10·20**
Socket Clip, 6P	**413-9865**	**unit**	1+	**33·80**	10+	**31·30**	25+	**29·70**
Socket Clip, 4P	**413-9871**	**unit**	1+	**25·10**	10+	**23·20**	25+	**22·10**
Socket Clip, 2P	**413-9900**	**unit**	1+	**31·40**	10+	**29·00**	25+	**27·60**

T9A Series Flange Mount Relay

- Meets UL873 and UL508 spacing - ⅛" through air, ¼" over surface
- UL class F insulation system standard
- Contact Material: AgCdO
- Operating Temperature: -55°C to +85°C
- Switching Current: 30A @ 250Vac
- Dimensions: H27.94mm, W27.43mm, D50.29mm
- T9AS type is immersion washable

Approvals: UL recognised; CSA certified



Contact Resistance	75 mΩ	Coil Power	1 W
Mechanical Life	10^7	Isolation Coil To Contact	2.5 kV

Manu. Part No.	Contact Configuration	Coil Resistance (Ω)	Coil Voltage (V dc)	Stock no.
T9AP5D52-12	SPDT	144	12	**235-5560**
T9AP5D52-24	SPDT	576	24	**235-5576**
T9AP1D52-12	SPNO	144	12	**235-5548**
T9AP1D52-24	SPNO	576	24	**235-5554**
T9AS1D12-12	SPNO	144	12	**171-9317**
T9AS1D12-24	SPNO	576	24	**171-9323**

Manu. Part No.	Stock no.	Price per	OM	€		€		€
T9AP5D52-12	**235-5560**	**unit**	1+	**5·00**	10+	**4·62**	25+	**4·40**
T9AP5D52-24	**235-5576**	**unit**	1+	**4·86**	10+	**4·50**	25+	**4·28**
T9AP1D52-12	**235-5548**	**unit**	1+	**3·55**	15+	**3·28**	50+	**3·12**
T9AP1D52-24	**235-5554**	**unit**	1+	**3·53**	15+	**3·27**	50+	**3·11**
T9AS1D12-12	**171-9317**	**unit**	1+	**2·51**	25+	**2·32**	100+	**2·21**
T9AS1D12-24	**171-9323**	**unit**	1+	**2·40**	25+	**2·22**	100+	**2·11**

T92 Series Flange Mount Relay

- Meets requirements of UL 873 and UL 508 spacing - .315in. (8mm) through air, .375in. (9.5mm) over surface
- Designed to control compressor loads to 3.5 tons, 25.3 FLA, 110 LRA
- Meets VDE 8mm spacing, 4kV dielectric coil to contacts
- UL Class F construction system standard
- UL approved for 600V ac switching (1.5HP)
- Conforms to VDE 0435, 0631 and 0700
- Operating Temperature: -40°C to +65°C

Note: Normally closed contact is 3A

Approvals: UL recognised; CSA certified; VDE



Isolation Coil To Contact	4 kV	Depth	68.58 mm
Height	32.72 mm	Mechanical Life	5 x 10^6
Width	34.54 mm	Switching Current	30 A

Manu. Part No.	Contact Configuration	Coil Power	Coil Resistance	Coil Voltage	Stock no.
T92P7D22-12	DPNO	1700 mW	86 Ω	12 V dc	**235-5469**
T92P7D22-24	DPNO	1700 mW	350 Ω	24 V dc	**235-5475**
T92P7A22-240	DPNO	4 VA	*	240 V ac	**235-5481**
T92P11D22-12	DPDT	1700 mW	86 Ω	12 V dc	**235-5497**
T92P11D22-24	DPDT	1700 mW	350 Ω	24 V dc	**235-5504**
T92P11A22-240	DPDT	4 VA	*	240 V ac	**235-5510**

Manu. Part No.	Stock no.	Price per	OM	€		€		€
T92P7D22-12	**235-5469**	**unit**	1+	**13·50**	10+	**12·50**	25+	**11·90**
T92P7D22-24	**235-5475**	**unit**	1+	**12·90**	10+	**12·38**	25+	**12·13**
T92P7A22-240	**235-5481**	**unit**	1+	**15·70**	10+	**14·50**	25+	**13·80**
T92P11D22-12	**235-5497**	**unit**	1+	**17·90**	10+	**16·60**	25+	**15·80**
T92P11D22-24	**235-5504**	**unit**	1+	**17·70**	10+	**16·40**	25+	**15·60**
T92P11A22-240	**235-5510**	**unit**	1+	**18·80**	10+	**17·40**	25+	**16·50**

Interface Relays

Microprocessor Output Modules dc and ac

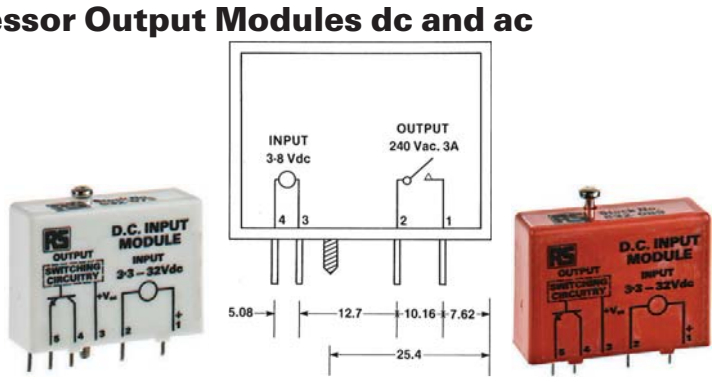

continued on next page

continued from previous page

For use where isolated output drive is required e.g. motors, lamps, heaters, solenoids, etc. Modules provide the complete output interface function incorporating optical isolation with power drive components. ac modules use zero voltage switching for low noise operation, a dc type is also available.

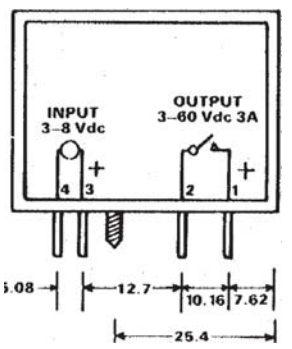

Switching Voltage	3-8 dc	Isolation Coil To Contact	4 kV
Switching Current	3 A	Operating Temperature Range	-30 to +80 °C

Manu. Part No.	Stock no.	Price per	OM	€		€		€
ODC5RS	632-089	unit	1+	14·30	10+	13·73	25+	13·44
OAC5A	730-672	unit	1+	14·20	10+	13·60	25+	13·30

Modular Relay,1 x SPDT 6A/250Vac

Coil Power	0.3 W	Switching Voltage	250 V(ac)
Coil Voltage	24 V dc	Switching Current	6 A
Contact Configuration	SPDT	Isolation Coil To Contact	4 kV
Operating Temperature Range	-20 → +55 °C	Operation Time - Including Bounce	6+1.5 ms
Width	5.08 mm	Release Time	8 ms



Manu. Part No.	Stock no.	Price per	OM	€		€		€
0031820 14	398-6553	unit	1+	7·04	10+	6·51	25+	6·20

Modular Relay Socket, with or without LED

Operating Temperature Range	-20 to +55 °C	Switching Current	6 A
Width	5.08 mm	Isolation Coil To Contact	4 kV
Depth	87 mm	Operation Time - Including Bounce	6+1.5 ms
Switching Voltage	250 V(ac)	Release Time	8 ms



Description	Manu. Part No.	Stock no.	Price per	OM	€		€		€
Without LED	060722401	508-3606	unit	1+	14·20	10+	13·60	25+	13·30
With LED	060722207	508-3612	unit	1+	7·92	10+	7·33	25+	6·97

Output Optocoupler Module (out 100mA, 1A, 2A)

Width	5.08 mm	Isolation Coil To Contact	4 kV
Switching Voltage	250 V(ac)	Operation Time - Including Bounce	5+1.5 (N/O); 5+5 (N/C) ms
Switching Current	6 A	Release Time	2.5 ms



Manu. Part No.	Input Voltage (V dc)	Output Relay Contact Rating	Operating Temperature Range (°C)	Stock no.
003180926	5	58Vdc/100mA	-20 to +60	398-6648
0031810 12	24	58Vdc/100mA	-20 to +60	398-6654
003181402	5	30Vdc/2A	-20 to +61	398-6682
003181503	24	30Vdc/2A	-20 to +61	398-6698
0031816 04	5	58Vdc/1A	-20 to +55	398-6705

Manu. Part No.	Stock no.	Price per	OM	€		€		€
003180926	398-6648	unit	1+	19·90	10+	19·10	25+	18·70
0031810 12	398-6654	unit	1+	19·90	10+	19·10	25+	18·70
003181402	398-6682	unit	1+	31·30	5+	30·00	15+	29·40
003181503	398-6698	unit	1+	31·30	5+	30·00	15+	29·40
0031816 04	[N] 398-6705	unit	1+	17·80	10+	17·10	25+	16·70

Input Optocouplers Module (out 58Vdc/30mA)

Output Relay Contact Rating	58Vdc/30mA	Switching Current	6 A
Operating Temperature Range	-20 to +45 °C	Isolation Coil To Contact	4 kV
Width	5.08 mm	Operation Time - Including Bounce	(N/O) 5+1.5 ; (N/C) 5+5 ms
Switching Voltage	250 V(ac)	Release Time	2.5 ms



Manu. Part No.	Input Voltage (V dc)	Stock no.	Price per	OM	€		€		€
003180021	24	[N] 398-6575	unit	1+	24·20	10+	23·20	25+	22·70

Input optocoupler module socket

Operating Temperature Range	-45 to +55 °C	Depth	87 mm
Width	5.08 mm		



Manu. Part No.	Stock no.	Price per	OM	€		€		€
060722300	513-6564	unit	1+	10·30	10+	9·90	25+	9·70

Interface Relay - Series 8100

- DIN Rail mounting

Switching Voltage	250 V(ac)	Mechanical Life	2 x 10^8
Switching Current	5 A	Operating Temperature Range	-40 to +80 °C
Coil Power	0.31 W	Width	18 mm
Coil Voltage	24 V dc	Depth	70 mm
Contact Configuration	DPDT	Height	62 mm



Manu. Part No.	Stock no.	Price per	OM	€		€		€
061005915	[N] 486-3990	unit	1+	33·00				

Universal DIN Rail Module SPDT, DPDT



- DIN 1 & 3 Rail Mounting
- Slim line housing
- Replaces DIN rail terminals
- Rising clamp technology
- Wide current switching range 1mA to 6A dependent on unit
- Internal diodes for coil suppression and polarity protection

Approvals: UL Recognised Component for Canada & US (RS Stock no. 508-3533 only)

Manu. Part No.	Contact Configuration	Coil Power	Switching Voltage	Switching Current (A)	Isolation Coil To Contact (kV)	Stock no.
1SNA630002R0100	SPDT	0.52 VA, 0.44 W	150 dc; 250 ac	6	3.5	508-3533
1SNA630004R0300	SPDT	1.54 VA	150 dc; 250 ac	5	3	508-3549
1SNA630011R2100	DPDT	0.4 VA, 0.35 W	250 ac	3	1.5	508-3555
1SNA630001R0000	SPDT	0.5 W	150 dc; 250 ac	6	3.5	508-3561
1SNA630006R0500	SPDT	3.22 VA	150 dc; 250 ac	5	3	508-3577
1SNA630003R0200	SPDT	0.62 VA, 0.48 W	150 dc; 250 ac	6	3.5	508-3583

Manu. Part No.	Coil Voltage	Stock no.	Price per	OM	€		€		€
1SNA630002R0100	24 Vac/dc	508-3533	unit	1+	28·30	5+	27·20	15+	26·60
1SNA630004R0300	110 V ac	508-3549	unit	1+	32·40	5+	31·10	15+	30·50
1SNA630011R2100	24 Vac/dc	508-3555	unit	1+	51·60	5+	49·50	15+	48·50
1SNA630001R0000	12 V dc	508-3561	unit	1+	28·30	5+	27·20	15+	26·60
1SNA630006R0500	230 V ac	508-3577	unit	1+	34·30	5+	32·90	15+	32·20
1SNA630003R0200	48 Vac/dc	508-3583	unit	1+	34·30	5+	32·90	15+	32·20

Universal DIN Rail Relay Terminal DC 1 N/O

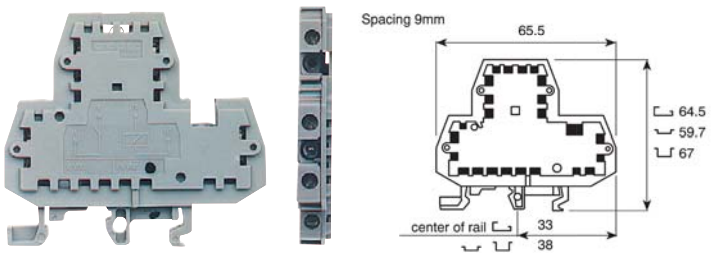

- DIN 1 & 3 Rail Mounting
- Rising clamp technology
- Takes the place of standard terminal and relay unit
- Saves wiring and space
- Contact rating 5A/250Va.c.
- With or without lamp indication

Approvals: UL Recognised Component for Canada & US (24V only)

Switching Voltage	150 dc; 250 ac	Mechanical Life	2 x 10^7
Switching Current	5 A	Width	65.5 mm
Isolation Coil To Contact	3 kV	Height	64.5 mm
Contact Configuration	SPNO		

Manu. Part No.	Features	Coil Power (W)	Coil Voltage (V dc)	Stock no.
060702901	–	0.3	12	514-1049
060703006	–	0.3	24	514-1061
060700106	Status LED	0.6	12	514-1077
060700207	Status LED	0.6	24	514-1083

continued on next page

continued from previous page

Manu. Part No.	Stock no.	Price per	OM	€		€		€
060702901	514-1049	unit	1+	13·00	10+	12·50	25+	12·20
060703006	514-1061	unit	1+	13·00	10+	12·50	25+	12·20
060700106	514-1077	unit	1+	13·80	10+	13·20	25+	13·00
060700207	514-1083	unit	1+	13·80	10+	13·20	25+	13·00

SEC series static input relays

celduc® relais

- This range of interface relays has a high level of immunity to outside interference and a very low leakage current in the off-state situation.



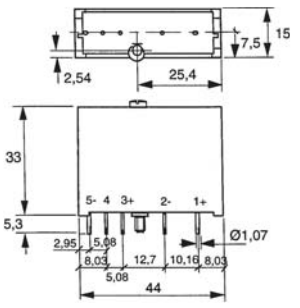

Input characteristics (at 20 °C):

Nominal voltage:	10 - 32 Vdc
Release voltage:	1 Vdc
Operating current:	10mA
Input impedance:	1 kΩ

Output characteristics (at 20 °C):

Stock no.	231-3487	231-3516
Operating range:	3.5 → 8 VDC	18 → 32 VDC
Nominal current:	25 mA	25 mA
Internal resistance:	220 Ω	2200 Ω
Logic current:	18mA	11 mA
Input/output isolation voltage:	2500 V_{RMS}	2500 V_{RMS}
Input/output capacity:	8 pF	
Time to closure:	5 ms	
Time to opening:	5 ms	
Operating frequency:	100 Hz	
Operating temperature:	–40 °C → +70 °C	

Description	Manu. Part No.	Stock no.	Price per	OM	€		€		€
Control voltage 5 VDC	SEC05003	N 231-3487	unit	1+	16·12	20+	14·99	25+	14·36 ➤
Control voltage 24 VDC	SEC24003	N 231-3516	unit	1+	16·12	20+	14·99	25+	14·36 ➤

SSA Series Solid State Output Modules

celduc® relais

- This range of interface relays has a high level of immunity to outside interference and a very low leakage current in the off-state situation.



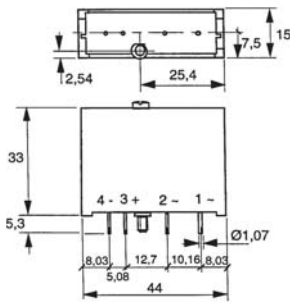

Stock no.	231-3594	231-3522
Input characteristics (at 20 °C):		
Control voltage:	2.5 → 8 Vdc	8 → 40 Vdc
Release voltage:	1 Vdc	1 Vdc
Operating current:	3 mA	3 mA
Input impedance:	220 Ω	2200 Ω
Output characteristics (at 20 °C):		
Operating range:	12 → 280 Vac	12 → 280 Vac
Nominal current:	3 A	3 A
Synchronisation level:	±50 V	±20 V
Input/output isolation voltage:	4000 V_{RMS}	4000 V_{RMS}
Input/output capacity:	8 pF	8 pF
Time to closure:	10 ms	10 ms
Time to opening:	10 ms	10 ms
Operating frequency:	47 → 63 Hz	47 → 400 Hz
Operating temperature:	–40 °C → +90 °C	

Description	Manu. Part No.	Stock no.	Price per	OM	€		€		€
Control voltage 5 VDC	SSA05320	N 231-3594	unit	1+	19·08	20+	17·74	25+	17·00 ➤
Control voltage 24 VDC	SSA24320	N 231-3522	unit	1+	19·08	20+	17·74	25+	17·00 ➤

SSC Series Solid State Output Modules

celduc® relais

NEW

- This range of interface relays has a high level of immunity to outside interference and a very low leakage current in the off-state situation.



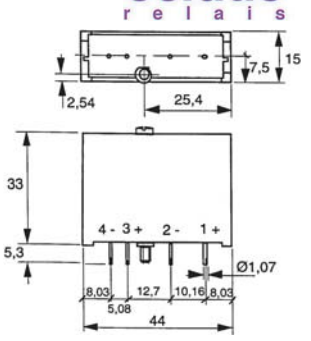

Stock no.	231-0983	231-0999
Input characteristics (at 20 °C):		
Control voltage:	3 → 8 Vdc	8 → 40 Vdc
Release voltage:	1 Vdc	1 Vdc
Operating current:	1 mA	1 mA
Input impedance:	220 Ω	2200 Ω
Output characteristics (at 20 °C):	3 → 60 Vdc	
Operating range:	3 A	
Nominal current:	2500 V_{RMS}	
Input/output isolation voltage:	8 pF	
Input/output capacity: 8 pF	0.1 ms	
Time to closure:	0.7 ms	
Time to opening:	0 → 500 Hz	
Operating frequency:	–40 °C → +80 °C	
Operating temperature:		

Description	Manu. Part No.	Stock no.	Price per	OM	€		€		€
Control voltage 5 VDC	SSC05306	N 231-0983	unit	1+	19·08	20+	17·74	25+	17·00 ➤
Control voltage 24 VDC	SSC24306	N 231-0999	unit	1+	19·08	20+	17·74	25+	17·00 ➤

Support for static module for series SSA, SSC, SEC and SEA

celduc® relais



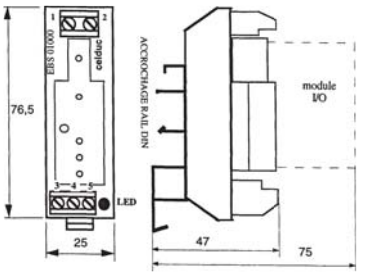

- This support allows all optocoupled interfacing for ac or dc interfacing with a weak control signal. It also allows all ac or dc input interfacing that returns a logic signal.
- This support for one module has a 25 mm pitch and can be mounted on either symmetrical or asymmetrical DIN rail.

Manu. Part No.	Stock no.	Price per	OM	€		€		€
EBS01000	N 231-1009	unit	1+	20·80	12+	19·76	25+	18·72

Non-pull-out vertical relays for DIN rail

celduc® relais



- Relays for controlling all types of loads.
- These relays feature a high level of immunity to outside interference, a very low off-state leakage current and a surge suppressor.

Stock no.	control voltage	operating range	control nominal	housing	L (mm) module
231-0955	6 → 30 VDC	12 → 275 Vac	4 A	synchronous	11.5
334-0272	15 → 30 VAC / DC	12 → 275 Vac	4 A	synchronous	11.5
334-0288	15 → 30 VAC / DC	12 → 440 VAC	4 A	synchronous	16.5
334-0294	150 → 240 VAC /DC	12 → 440 VAC	4 A	synchronous	16.5
231-0977	5 → 30 Vdc	2 → 60 Vdc	3 A	continuous	11.5
334-0301	15 → 30 VAC / DC	2 → 60 Vdc	3 A	continuous	11.5
334-0317	90 → 240 VAC /DC	2 → 60 Vdc	3 A	continuous	16.5
334-0323	5 → 30 Vdc	2 → 200 VDC	1 A	continuous	11.5

Manu. Part No.	Stock no.	Price per	OM	€		€		€
XKA20420	N 231-0955	unit	1+	26·81	12+	25·46	25+	24·13
XKA70420	N 334-0272	unit	1+	28·44	12+	27·01	25+	25·59
XKA70440	N 334-0288	unit	1+	30·33	5+	29·12	10+	28·51
XKA90440	N 334-0294	unit	1+	32·99	5+	31·67	10+	31·02
XKD10306	N 231-0977	unit	1+	27·57	12+	26·19	25+	24·82
XKD70306	N 334-0301	unit	1+	30·55	5+	29·32	10+	28·72
XKD90306	N 334-0317	unit	1+	30·55	5+	29·32	10+	28·72
XKD10120	N 334-0323	unit	1+	31·77	5+	30·50	10+	29·86

38 Series with Screw Terminals

finder

- Din Rail Mount
- SPDT versions have AgNi contacts and a mechanical life of 10 x 10^6 operations
- Operating temperature range -40 → +55°C
- Dimensions (HxWxD) 87.9 x 6.2 x 75.6 mm
- Replacement relays (34 series e.g. 457-2830) are available

Note: The 125 and 250 Vac versions are designed for use with 60 Vdc coil relays

Approvals: UL, CSA, VDE



Maximum Switching Current	6 A	Switch Power	1500 VA
Switching Voltage	250 V ac	Contact Configuration	SPDT

Manu. Part No.	Coil Voltage	Stock no.
38.51.7.012.0050	12 Vdc	386-4403
38.51.7.024.0050	24 Vdc	386-4419

continued on next page

continued from previous page

38.51.0.024.0060	24 Vac/dc	**386-4425**
3851.0125.0060	125 Vac/dc	**431-7447**
38.51.0.240.0060	230 Vac/dc	**386-4431**

Manu. Part No.	Stock no.	Price per	OM	€		€		€
38.51.7.012.0050	**386-4403**	unit	1+	**12·37**	10+	**11·75**	25+	**11·13**
38.51.7.024.0050	**386-4419**	unit	1+	**12·37**	10+	**11·75**	25+	**11·13**
38.51.0.024.0060	**386-4425**	unit	1+	**13·70**	10+	**13·02**	25+	**12·33**
3851.0125.0060	**431-7447**	unit	1+	**16·75**	10+	**15·91**	25+	**15·08**
38.51.0.240.0060	**386-4431**	unit	1+	**16·75**	10+	**15·91**	25+	**15·08**

Accessories

Description	Stock no.	Price per	OM	€		€		€
12Vdc 6A Relay	**457-2830**	unit	1+	**4·68**	50+	**4·45**	100+	**4·21**
24Vdc 6A Relay	**457-2846**	unit	1+	**4·68**	50+	**4·45**	100+	**4·21**
60Vdc 6A Relay	**457-2852**	unit	1+	**7·59**	10+	**7·21**	25+	**6·83**
Labels	**386-4447**	unit	1+	**6·90**	10+	**6·56**	25+	**6·21**
Busbar, 20 way	**386-4453**	unit	1+	**2·80**	50+	**2·66**	100+	**2·52**
PCB socket for relay series 34.51, 34.81	**457-4690**	unit	1+	**1·84**	50+	**1·75**	100+	**1·66**

38 Series with Screwless Terminals

- DIN Rail Mount
- SPDT contact configuration
- AgNi contacts
- Operating temperature range -20 to + 55°C
- Dimensions H93mm, W6.2mm, D75.6mm
- Replacement relays (RS stock no. 457-2830) are available

Note: The 125 and 250Vac versions are designed for use with 60Vdc coil relays

Approvals: UL, CSA, VDE



Description	Coil Voltage	Maximum Switching Current (A)	Manu. Part No.	Stock no.
Solid State	24 V dc	2	3881.7024.9024	**434-1377**
Solid State	24 Vdc	2	38.81.7.024.8240	**533-7666**
Solid State	125 Vac/dc	2	38.81.0.125.8240	**533-7672**
Solid State	240 Vac/dc	2	38.81.0.240.8240	**533-7694**
Electromech.	12 Vdc	6	3861.7012.0050	**431-7453**
Electromech.	24 Vdc	6	3861.7024.0050	**431-7469**
Electromech.	24 Vac/dc	6	3861.0024.0060	**431-7475**
Electromech.	125 Vac/dc	6	3861.0125.0060	**431-7481**
Electromech.	230 Vac/dc	6	3861.0240.0060	**431-7497**
Solid State	6 Vdc	2	38.81.7.006.9024	**533-7644**
Solid State	6 Vdc	2	38.81.7.006.8240	**533-7650**

Description	Manu. Part No.	Stock no.	Price per	OM	€		€		€
Solid State	3881.7024.9024	**434-1377**	unit	1+	**26·60**	5+	**25·27**	15+	**23·94**
Solid State	38.81.7.024.8240	**533-7666**	unit	1+	**27·85**	5+	**26·46**	15+	**25·06**
Solid State	38.81.0.125.8240	N **533-7672**	unit	1+	**31·65**	5+	**30·07**	15+	**28·48**
Solid State	38.81.0.240.8240	N **533-7694**	unit	1+	**31·65**	5+	**30·07**	15+	**28·48**
Electromech.	3861.7012.0050	N **431-7453**	unit	1+	**13·15**	10+	**12·49**	25+	**11·84**
Electromech.	3861.7024.0050	N **431-7469**	unit	1+	**13·15**	10+	**12·49**	25+	**11·84**
Electromech.	3861.0024.0060	N **431-7475**	unit	1+	**14·56**	10+	**13·83**	25+	**13·10**
Electromech.	3861.0125.0060	N **431-7481**	unit	1+	**17·65**	10+	**16·77**	25+	**15·88**
Electromech.	3861.0240.0060	N **431-7497**	unit	1+	**17·65**	10+	**16·77**	25+	**15·88**
Solid State	38.81.7.006.9024	N **533-7644**	unit	1+	**27·15**	5+	**25·79**	15+	**24·44**
Solid State	38.81.7.006.8240	N **533-7650**	unit	1+	**28·40**	5+	**26·98**	15+	**25·56**

38 Series - Screw and Screwless Terminals

- Ideal interface for PLC and electronic systems
- Dimensions: H89.7mm x W14mm x D77.1mm
- AgNi contacts
- Operating temperature range: -40°C to +55°C

Note: For accessory ID labels see 386-4447 connection busbars 386-4453

Approvals: VDE, Gost



Contact Configuration	DPCO	Release Time	10 ms
Maximum Switching Current	8 A	Height	89.7 mm
Switching Voltage	400 V ac	Depth	77.1 mm
Switch Power	2000 VA	Width	14 mm

Description	Coil Voltage	Coil Power (mW)	Manu. Part No.	Stock no.
Electromech.	12 V dc	500	38.52.7.012.0050	**153-062**
Electromech.	24 V dc	500	38.52.7.024.0050	**153-040**
Electromech.	24 Vac/dc	500	38.52.0.024.0060	**153-034**
Electromech.	110 Vac/dc	600	38.52.0.125.0060	**153-028**
Electromech.	240 Vac/dc	900	38.52.0.240.0060	**153-056**

Description	Manu. Part No.	Stock no.	Price per	OM	€		€		€
Electromech.	38.52.7.012.0050	**153-062**	unit	1+	**17·52**	10+	**16·64**	25+	**15·77**
Electromech.	38.52.7.024.0050	**153-040**	unit	1+	**17·52**	10+	**16·64**	25+	**15·77**
Electromech.	38.52.0.024.0060	**153-034**	unit	1+	**21·90**	10+	**20·80**	25+	**19·71**
Electromech.	38.52.0.125.0060	**153-028**	unit	1+	**23·60**	10+	**22·42**	25+	**21·24**
Electromech.	38.52.0.240.0060	**153-056**	unit	1+	**23·60**	10+	**22·42**	25+	**21·24**

48 Series

- Contact resistance: 50mΩ
- Operating temperature range -40 to + 70°C
- Mechanical life: AC versions; 10 x 10^6 operations, DC versions; 20 x 10^6 operations
- Dimensions: H78.6mm, W15.8mm, D76mm
- Replacement relays stock no. 351-572 etc are available (Finder 40 Series), and should be selected such that the coil voltage, contact configuration and rating match the original type

Approvals: BBJ; BEAB; CSA; DEMKO; FIMKO; GOST; NEMKO; RINA; SEMKO; SEV; UL recognised component for Canada; VDE



Manu. Part No.	Coil Voltage	Contact Configuration	Maximum Switching Current (A)	Switch Power (VA)	Stock no.
4831.8012.0060	12 V ac	1 C/O	10	1500	**462-2547**
4831.7024.0050	24 V dc	1 C/O	10	1500	**457-2789**
48.52.7.012.0050SPA	12 V dc	DPDT	8	1500	**623-7141**
48.52.7.024.0050SPA	24 V dc	DPDT	8	1500	**623-7157**
48.52.8.024.0060SPA	24 V ac	DPDT	8	2000	**623-7163**
48.52.8.110.0060SPA	110 V ac	DPDT	8	2000	**623-7179**
48.52.8.230.0060SPA	230 V ac	DPDT	8	2000	**623-7185**
48.51.7.012.0050SPA	12 V dc	SPDT	10	2500	**623-7208**
48.51.7.024.0050SPA	24 V dc	SPDT	10	2500	**623-7191**
48.51.8.024.0060SPA	24 V ac	SPDT	10	2500	**623-7214**
48.51.8.110.0060SPA	110 V ac	SPDT	10	2500	**623-7220**
48.51.8.230.0060SPA	230 V ac	SPDT	10	2500	**623-7236**
48.61.7.012.0050SPA	12 V dc	SPDT	16	4000	**623-7242**
48.61.7.024.0050SPA	24 V dc	SPDT	16	4000	**623-7258**
48.61.8.024.0060SPA	24 V ac	SPDT	16	4000	**623-7264**
48.61.8.110.0060SPA	110 V ac	SPDT	16	4000	**623-7270**
48.61.8.230.0060SPA	230 V ac	SPDT	16	4000	**623-7286**

Manu. Part No.	Stock no.	Price per	OM	€		€		€
4831.8012.0060	N **462-2547**	unit	1+	**13·06**	10+	**12·41**	25+	**11·75**
4831.7024.0050	N **457-2789**	unit	1+	**11·48**	10+	**10·91**	25+	**10·33**
48.52.7.012.0050SPA	**623-7141**	unit	1+	**12·43**	10+	**11·81**	25+	**11·19**
48.52.7.024.0050SPA	**623-7157**	unit	1+	**12·43**	10+	**11·81**	25+	**11·19**
48.52.8.024.0060SPA	**623-7163**	unit	1+	**13·82**	10+	**13·13**	25+	**12·44**
48.52.8.110.0060SPA	**623-7179**	unit	1+	**15·22**	10+	**14·46**	25+	**13·70**
48.52.8.230.0060SPA	**623-7185**	unit	1+	**16·72**	10+	**15·88**	25+	**15·05**
48.51.7.012.0050SPA	**623-7208**	unit	1+	**12·71**	10+	**12·07**	25+	**11·44**
48.51.7.024.0050SPA	**623-7191**	unit	1+	**12·71**	10+	**12·07**	25+	**11·44**
48.51.8.024.0060SPA	**623-7214**	unit	1+	**13·82**	10+	**13·13**	25+	**12·44**
48.51.8.110.0060SPA	**623-7220**	unit	1+	**15·21**	10+	**14·45**	25+	**13·69**
48.51.8.230.0060SPA	**623-7236**	unit	1+	**16·72**	10+	**15·88**	25+	**15·05**
48.61.7.012.0050SPA	**623-7242**	unit	1+	**11·96**	10+	**11·36**	25+	**10·76**
48.61.7.024.0050SPA	**623-7258**	unit	1+	**11·96**	10+	**11·36**	25+	**10·76**
48.61.8.024.0060SPA	**623-7264**	unit	1+	**13·36**	10+	**12·69**	25+	**12·02**
48.61.8.110.0060SPA	**623-7270**	unit	1+	**14·76**	10+	**14·02**	25+	**13·28**
48.61.8.230.0060SPA	**623-7286**	unit	1+	**16·26**	10+	**15·45**	25+	**14·63**

4C Series with Instant Eject Relays

- Ideal interface for PLC and electronic systems
- Instant ejection of relay using plastic retaining clip
- Supply status indication and coil suppression module as standard
- 440Vac switching voltage
- Width: 15.8mm
- Contact material: AgNi
- Replacement relays for 4C.01 see typical stock no. 534-5263 (46.61 series)
- Replacement relays for 4C.02 see typical stock no. 534-5320 (46.52 series)

Approvals: CE, CSA, Gost, IMQ, VDE



Manu. Part No.	Coil Voltage	Coil Power	Contact Configuration	Release Time (ms)	Maximum Switching Current (A)	Switch Power (VA)	Stock no.
4C.01.8.024.0060 SPA	24 V ac	1.2 VA	SPDT	5	16	4000	**154-532**
4C.01.8.230.0060 SPA	230 V ac	1.2 VA	SPDT	5	16	4000	**154-330**
4C.01.9.012.0050 SPA	12 Vdc	0.5 W	SPDT	12	16	4000	**154-340**
4C.01.9.024.0050 SPA	24 Vdc	0.5 W	SPDT	12	16	4000	**154-334**
4C.01.9.048.0050 SPA	48 Vdc	0.5 W	SPDT	12	16	4000	**666-7870**
4C.02.8.024.0060 SPA	24 V ac	1.2 VA	DPDT	3	8	2000	**154-346**
4C.02.8.230.0060 SPA	230 V ac	1.2 VA	DPDT	3	8	2000	**154-356**
4C.02.9.012.0050 SPA	12 Vdc	0.5 W	DPDT	10	8	2000	**154-352**
4C.02.9.024.0050 SPA	24 Vdc	0.5 W	DPDT	10	8	2000	**154-362**
4C.02.9.048.0050 SPA	48 Vdc	0.5 W	DPDT	10	8	2000	**666-7889**

Manu. Part No.	Coil Voltage	Stock no.	Price per	OM	€		€		€
4C.01.8.024.0060 SPA	24 V ac	**154-532**	unit	1+	**14·50**	10+	**13·78**	25+	**13·05**
4C.01.8.230.0060 SPA	230 V ac	**154-330**	unit	1+	**17·40**	10+	**16·53**	25+	**15·66**
4C.01.9.012.0050 SPA	12 Vdc	**154-340**	unit	1+	**13·33**	10+	**12·66**	25+	**12·00**
4C.01.9.024.0050 SPA	24 Vdc	**154-334**	unit	1+	**13·33**	10+	**12·66**	25+	**12·00**
4C.01.9.048.0050 SPA	48 Vdc	**666-7870**	unit	1+	**14·04**	10+	**13·34**	25+	**12·64**
4C.02.8.024.0060 SPA	24 V ac	**154-346**	unit	1+	**16·02**	10+	**15·22**	25+	**14·42**
4C.02.8.230.0060 SPA	230 V ac	**154-356**	unit	1+	**18·92**	10+	**17·97**	25+	**17·03**
4C.02.9.012.0050 SPA	12 Vdc	**154-352**	unit	1+	**14·27**	10+	**13·56**	25+	**12·84**
4C.02.9.024.0050 SPA	24 Vdc	**154-362**	unit	1+	**14·27**	10+	**13·56**	25+	**12·84**
4C.02.9.048.0050 SPA	48 Vdc	**666-7889**	unit	1+	**15·53**	10+	**14·75**	25+	**13·98**

58 Series

finder

- 4PCO contact configuration
- Contact resistance: 50mΩ
- Operating temperature range -40 to + 70°C
- Dimensions: H76mm, W27mm, D73mm
- Mechanical life: DC versions; 50 x 10^6 operations, AC versions; 20 x 10^6 operations
- Replacement relays stock no. 385-913 etc are available (Finder 55 Series), and should be selected such that the coil voltage matches the original type

Approvals: BBJ; BEAB; CSA; DEMKO; FIMKO; GOST; NEMKO; RINA; SEMKO; SEV; UL recognised component for Canada; VDE



Operation Time - Including Bounce	≤10 ms	Switching Voltage	250 V(ac)
Release Time	≤10 ms	Switch Power	1250 VA
Switching Current	5 A		

Manu. Part No.	Coil Voltage	Coil Power	Stock no.
58.34.9.012.0050SMA	12 V dc	1 W	**623-7309**
58.34.9.024.0050SMA	24 V dc	1 W	**623-7292**
58.34.8.024.0060SMA	24 Vac	1.5 VA	**623-7315**
58.34.8.110.0060SMA	110 V ac	1.5 VA	**623-7321**
58.34.8.230.0060SMA	230 V ac	1.5 VA	**623-7337**

Manu. Part No.	Stock no.	Price per	OM	€		€		€
58.34.9.012.0050SMA	**623-7309**	**unit**	1+	**17·42**	10+	**16·55**	25+	**15·68**
58.34.9.024.0050SMA	**623-7292**	**unit**	1+	**17·42**	10+	**16·55**	25+	**15·68**
58.34.8.024.0060SMA	**623-7315**	**unit**	1+	**18·00**	10+	**17·10**	25+	**16·20**
58.34.8.110.0060SMA	**623-7321**	**unit**	1+	**18·00**	10+	**17·10**	25+	**16·20**
58.34.8.230.0060SMA	**623-7337**	**unit**	1+	**18·71**	10+	**17·77**	25+	**16·84**

G2RV Slim Relay with Push-in Terminals

OMRON

- Slim 6mm wide DIN-rail mounting design
- Tool-free wiring with push-in terminals
- Comb connectors can still be used to reduce wiring and time
- Separate operation indicators for both coil (LED on the socket) and contacts (mechanical flag on the relay)
- Relays have large, robust pins for reliable connections
- SPDT contact configuration
- Maximum current 6A @ 250 Vac, 30Vdc
- Max. switching voltage 400Vac, 125Vdc
- Max switching power 1500 VA
- Size (HxWxD) 106.7 x 6.2 x 99.2mm



Note: Spare replacement/maintenance relays are available, see 613-4339, 613-4351 etc.

Manu. Part No.	Coil Voltage	Coil Power	Stock no.
G2RV-SL500 DC12	12 V dc	0.3 W	**153-242**
G2RV-SL500 DC24	24 V dc	0.3 W	**153-236**
G2RV-SL500 AC/DC24	24 Vac/dc	0.3 W	**153-400**
G2RV-SL500 AC/DC48	48 Vac/dc	0.25 W	**153-214**
G2RV-SL500 AC110	110 V ac	0.8 VA	**153-422**
G2RV-SL500 AC230	230 V ac	1.7 VA	**153-416**

Manu. Part No.	Stock no.	Price per	OM	€		€		€
G2RV-SL500 DC12	**153-242**	**unit**	1+	**9·40**	10+	**8·70**	25+	**8·27**
G2RV-SL500 DC24	**153-236**	**unit**	1+	**9·40**	10+	**8·70**	25+	**8·27**
G2RV-SL500 AC/DC24	**153-400**	**unit**	1+	**9·70**	10+	**8·97**	25+	**8·54**
G2RV-SL500 AC/DC48	**153-214**	**unit**	1+	**12·20**	10+	**11·70**	25+	**11·50**
G2RV-SL500 AC110	**153-422**	**unit**	1+	**12·20**	10+	**11·70**	25+	**11·50**
G2RV-SL500 AC230	**153-416**	**unit**	1+	**12·20**	10+	**11·70**	25+	**11·50**

G2RV Screw-terminal Connection Series

OMRON

- Slim 6mm wide DIN-rail mounting design
- Flat-blade screwdriver connection terminals
- Separate operation indicators for both coil (LED on the socket) and contacts (mechanical flag on the relay)
- Relays have large, robust pins for reliable connections
- SPDT contact configuration
- Maximum current 6A @ 250 Vac, 30Vdc
- Max. switching voltage 400Vac, 125Vdc
- Max switching power 1500 VA
- Size (HxWxD) 106.7 x 6.2 x 99.2mm



Note: Spare replacement/maintenance relays are available, see typically 613-4339

Manu. Part No.	Coil Voltage	Coil Power	Stock no.
G2RV-SL700 DC12	12 V dc	0.3 W	**613-4272**
G2RV-SL700 DC24	24 V dc	0.3 W	**613-4294**
G2RV-SL700 AC/DC24	24 V ac	0.3 W	**613-4288**
G2RV-SL700 AC/DC48	48 Vac/dc	0.25 W	**613-4266**
G2RV-SL700 AC110	110 V ac	0.8 VA	**613-4301**
G2RV-SL700 AC230	230 V ac	1.7 VA	**613-4317**

Manu. Part No.	Stock no.	Price per	OM	€		€		€
G2RV-SL700 DC12	**613-4272**	**unit**	1+	**9·40**	10+	**8·70**	25+	**8·27**
G2RV-SL700 DC24	**613-4294**	**unit**	1+	**9·40**	10+	**8·70**	25+	**8·27**
G2RV-SL700 AC/DC24	**613-4288**	**unit**	1+	**9·70**	10+	**8·97**	25+	**8·54**
G2RV-SL700 AC/DC48	**613-4266**	**unit**	1+	**12·20**	10+	**11·70**	25+	**11·50**
G2RV-SL700 AC110	**613-4301**	**unit**	1+	**12·20**	10+	**11·70**	25+	**11·50**
G2RV-SL700 AC230	**613-4317**	**unit**	1+	**12·20**	10+	**11·70**	25+	**11·50**

G2RV Accessories

OMRON

Accessories for use with the G2RV range of Interface Relay Modules.

Description	Manu. Part No.	Stock no.	Price per	OM	€		€		€
Relay, 11Vdc	G2RV-1-S DC11	**613-4339**	**unit**	1+	**5·80**	10+	**5·37**	25+	**5·10**
Relay, 21Vdc	G2RV-1-S DC21	**613-4351**	**unit**	1+	**5·80**	10+	**5·37**	25+	**5·10**
Relay, 48Vdc	G2RV-1-S DC48	**613-4323**	**unit**	1+	**5·58**	10+	**5·16**	25+	**4·91**

Terminal Modules G6B Series

OMRON

- Compact design ideal for panel mounting
- Replacement relays available
- Terminal relay complete with vented cover
- Switching voltage 250 Vac; 125 Vdc
- Isolation coil to contact 2000V
- Operating temperature range -25 to +55°C



Approvals: CSA; UL (Individual Relays Only)

Coil Power	0.3 W	Switching Current	5 A
Mechanical Life	50 x 10^6		

Description	Coil Voltage Vdc	Contact Configuration	Coil Resistance (Ω)	Switch Power (VA)	Width (mm)	Depth (mm)	Height (mm)	Stock no.
Terminal Relay	12	SPDT	480	1250	48	31	84	**218-1993**
Terminal Relay	24	SPDT	1920	375	48	31	84	**218-2003**
Replacement 12Vdc, 5A Relay	12	SPNO, SPNC	480	1250	11	20	14.5	**218-2025**
Replacement 12Vdc, 5A Relay	24	SPNO, SPNC	1920	375	11	20	14.5	**218-2031**

Manu. Part No.	Stock no.	Price per	OM	€		€		€
G6B-4CB 12DC	N **218-1993**	**unit**	1+	**90·90**	5+	**87·30**	15+	**85·40**
G6B-4CB 24DC	N **218-2003**	**unit**	1+	**88·80**	5+	**85·20**	15+	**83·50**
G6B2114PUS12DCBYOMZ	N **218-2025**	**unit**	1+	**5·19**	10+	**4·93**	25+	**4·67**
G6B-2114P-US DC24	N **218-2031**	**unit**	1+	**5·19**	10+	**4·93**	25+	**4·67**

Interface module, relay terminal with changeover contact, 6 A

PHOENIX CONTACT

NEW

DEK interface terminals offer complete interface functions in 6.2 mm terminal housings. The miniature relay used achieves the switching capacity of 250 Vac / 6 A. Integrated input suppressors, an IP67 relay housing, a 4 kV test voltage and the isolation to DIN VDE 0106-101 offers maximum safety.

DEK-REL-G24/21

- Relay terminal with 6.2mm overall width, 1 changeover contact, for coil voltage of 24 VDC



Exciter end	**DEK-REL-G24/21**	Contact version:	1 changeover
Input voltage U_N:	24 Vdc	Contact material:	AgSnO
(perm. range (des. to U_N):	0.8 - 1.1	max. switching voltage	250V AC
Type Input current with U_N:	9mA	max. Inrush current:	6A
Type Response time with U_N:	4ms	Limiting continuous current:	6A
Type Fallback time with U_N:	8ms	**General data:**	
Input circuit:	LED, free-wheeling diode	Test voltage:	
	Polarity protection diode	Winder - contact:	$4kV_{eff}$
Contact end		Ambient temperature:	-20°C to +50°C

Manu. Part No.	Stock no.	Price per	OM	€	€	€
2964500	N **308-1276**	**unit**	1+	**18·44**		

PLC-RSC Series

PHOENIX CONTACT

NEW

PLC Interface single- and double-pole relays, and opto-couplers, having the same profile. This allows the modules to be installed in any configuration with a common bridging system and using the same accessories. The V8 adapter connects 8 relays or opto-couplers to a 15 way D-SUB cable.



- Relays and opto-couplers for inputs and outputs with "pluggable" switching devices
- Four bridging slots to reduce wiring; bridging of up to 80 modules is possible
- Screw terminal connections
- LED indicators and diodes for coil suppression
- 250V versions have a switched power rating of 1500VA
- Dimensions (WxDxH) 6.2 x 80 x 94 mm (Single pole, double pole 14mm wide)
- Operating temperature range -40 → +55°C
- Mechanical life (relays) 1 x 10^7 operations

Description	Coil Voltage	Coil Power	Contact Rating	Manu. Part No.	Stock no.
Relay Module	12 Vdc	0.185 W	6A @ 250 V	2966906	**434-1311**
Relay Module	24 Vdc	0.220 W	6A @ 250 V	2966171	**358-8301**
Relay Module	24 Vac/dc	0.265 W	6A @ 250 V	2966184	**352-8832**
Relay Module (gold contacts)	24 Vdc	0.220 W	50mA @ 30 V	2966265	**358-8317**
Relay Module	220 → 230 V ac	0.730 W	6A @ 250 V	2966207	**358-8339**
Relay Module	24 Vdc	0.430 W	6A @ 250 V	2967060	**434-1327**
Optocoupler Module, 48Vdc 100mA O/P	–	–	0.1A @ 3-48 Vdc	2966728	**306-6536**
Optocoupler Module, 33Vdc 3A O/P	–	–	3A @ 3-33 Vdc	2966634	**306-6558**
PLC interface	–	–	50 mA / 30 V	2966294	**358-8294**
24 VDC / AC relay module	24 V ac	0.43 W	6 A @ 250 V	PLC-RSC 24UC/21-21	**434-1333**
48 Vdc / ac relay module	48 Vdc	0.43 W	6 A @ 250 V	PLC-RSC 48DC/21-21	**434-1349**
120 VDC / AC relay module	120 Vac/dc	0.43 W	6 A @ 250 V	PLC-RSC 120UC/21-21	**434-1355**

continued on next page

continued from previous page

Description	Coil Voltage	Coil Power	Contact Rating	Manu. Part No.	Stock no.
230 Vdc / ac relay module	230 Vac/dc	0.43 W	6 A @ 250 V	PLC-RSC 230UC/21-21	**434-1361**
PLC interface	230 Vac, 220 Vdc	–	3 A / 3 → 33 Vdc	2966663	**306-6564**
Optocoupler module, 48 VDC 100 mA O/P	220 → 230 V ac	–	0.1 A @ 3 → 48 VDC	2966757	**306-6542**

Manu. Part No.	Contact Configuration	Stock no.	Price per	OM	€		€		€
2966906	SPDT	**434-1311**	unit	1+	9·11				
2966171	SPDT	**358-8301**	unit	1+	8·59				
2966184	SPDT	**352-8832**	unit	1+	10·64				
2966265	SPDT	**358-8317**	unit	1+	9·11	10+	8·65	25+	8·20
2966207	SPDT	**358-8339**	unit	1+	13·17				
2967060	DPDT	**434-1327**	unit	1+	11·33				
2966728	SSR	**306-6536**	unit	1+	13·92	10+	13·22	25+	12·53
2966634	SSR	**306-6558**	unit	1+	20·25	10+	19·24	25+	18·22
2966294	1-changeover	N **358-8294**	unit	1+	14·79				
PLC-RSC 24UC/21-21	DPCO	**434-1333**	unit	1+	14·00	10+	13·30	25+	12·60
PLC-RSC 48DC/21-21	DPCO	N **434-1349**	unit	1+	13·68	10+	13·00	25+	12·31
PLC-RSC 120UC/21-21	DPCO	**434-1355**	unit	1+	16·55				
PLC-RSC 230UC/21-21	DPCO	N **434-1361**	unit	1+	16·55				
2966663	Solid State Switch	N **306-6564**	unit	1+	26·20				
2966757	–	**306-6542**	unit	1+	20·93	10+	19·88	25+	18·84

Accessories

Description	Stock no.	Price per	OM	€		€		€
24Vdc Slim Relay	**290-1416**	unit	1+	4·14				
Slim Relay (gold contacts)	**358-8288**	unit	1+	4·62				
60Vdc Slim Relay (Used with 230Vac module)	**290-1422**	unit	1+	6·78				
Optocoupler 48Vdc 100mA O/P	**306-6570**	unit	1+	11·90	20+	10·71	25+	10·47 ➤
24Vdc Optocoupler 48Vdc 3A O/P	**306-6592**	unit	1+	19·50	20+	17·55	25+	17·16 ➤
Plug-in Bridge, Red	**618-8881**	bag of 5	1+	2·85	15+	2·56	50+	2·42 ➤
Plug-in Bridge, Blue	**618-8897**	bag of 5	1+	2·95	15+	2·65	50+	2·51 ➤
Plug-in Bridge, Grey	**618-8904**	bag of 5	1+	2·95	15+	2·74	50+	2·60 ➤
Plug-in Bridge 500mm, Red	**332-5813**	unit	1+	7·78				
Plug-in Bridge 500mm, Blue	**332-5829**	unit	1+	7·78				
Plug-in Bridge 500mm, Grey	**332-5835**	unit	1+	7·78				
Power Terminal Block	**358-8373**	unit	1+	7·22				
Separating Plate	**358-8389**	unit	1+	0·68				
Relay Adapter, Male 15-way D-SUB	**410-8035**	unit	1+	29·41				

Interface Modules RT Series

- Fully assembled relay interface modules
- DIN rail or chassis mounting
- Relays available separately
- Contact Material AgNi
- Mechanical life: DC versions: 30 x 10^6 operations, AC versions; 10 x 10^6
- Switching Voltage 250 Vac; 440 Vac
- Isolation coil to contact 5000V
- Operating Temperature Range -40 to +85°C

Note: For suitable socket please see stock number

Approvals: VDE; UL / C-UL recognised; BEAB; SEMKO;



Manu. Part No.	Coil Voltage	Coil Power	Contact Configuration	Coil Resistance (Ω)	Switch Power (VA)	Width (mm)	Depth (mm)	Height (mm)	Stock no.
RT1P4L24	24 Vdc	0.4 W	SPDT	1440	4000	15.5	77	69	**494-0520**
RT3S4R24	24 V ac	0.75 VA	SPDT	350	3000	12.7	28	19.5	**616-8657**
RT3S4S15	115 V ac	0.75 VA	SPDT	8100	3000	12.7	28	19.5	**616-8663**
RT1P4T30	230 V ac	0.75 VA	SPDT	32500	4000	12.7	28	19.5	**494-0542**
RT4P4L24	24 V dc	0.4 W	DPDT	1440	2000	12.7	28	19.5	**494-0609**
RT4S4R24	24 V ac	0.75 VA	DPDT	350	2000	12.7	28	19.5	**616-8679**
RT4S4S15	115 V ac	0.75 VA	DPDT	8100	2000	12.7	28	19.5	**616-8685**
RT4P4T30	230 V ac	0.75 VA	DPDT	32500	2000	12.7	28	19.5	**494-0621**

Manu. Part No.	Maximum Switching Current (A)	Stock no.	Price per	OM	€		€		€
RT1P4L24	16	**494-0520**	unit	1+	13·80	10+	12·80	25+	12·10
RT3S4R24	16	**616-8657**	unit	1+	13·20	10+	12·20	25+	11·60
RT3S4S15	16	**616-8663**	unit	1+	12·50	10+	11·60	25+	11·00
RT1P4T30	16	**494-0542**	unit	1+	15·70	10+	14·50	25+	13·80
RT4P4L24	8	**494-0609**	unit	1+	13·20	10+	12·20	25+	11·60
RT4S4R24	8	**616-8679**	unit	1+	12·80	10+	11·80	25+	11·30
RT4S4S15	8	**616-8685**	unit	1+	12·40	10+	11·50	25+	10·90
RT4P4T30	8	**494-0621**	unit	1+	15·70	10+	14·50	25+	13·80

SNR Interface Relay Package

- Slim line package consisting of DIN rail socket and Relay
- Module width 6.2mm for increased packing density on the DIN rail
- 4kV coil-contact
- DIN sockets available with choice of Screw or Cage Clamp Terminals
- DC versions have LED, Protection and Polarity diodes
- AC versions have LED and Protection circuit

Approvals: VDE

Contact Configuration	SPCO	Switching Current	6 A
Mechanical Life	10 X 10^6	Width	6.2 mm
Number of Pins	5	Depth	80 mm
Switch Power	1500	Height	94 mm



Manu. Part No.	Coil Voltage	Coil Power (W)	Contact Resistance	Mounting Type	Stock no.
ST3P2LC4	24 V dc	0.170	*	DIN rail	**511-4003**
ST3P3LB2	12 V dc	0.170	*	DIN rail	**511-4019**
ST3P3LC4	24 V dc	0.170	*	DIN rail	**511-4025**
ST3P3SM5	115 V ac	0.180	*	DIN rail	**511-4031**
ST3P3TP0	230 V ac	0.180	*	DIN rail	**511-4047**
ST4P2LC4	24 V dc	0.170	*	DIN rail	**511-4053**
ST4P3LB2	12 V dc	0.170	*	DIN rail	**511-4069**
ST4P3LC4	24 V dc	0.170	*	DIN rail	**511-4075**
ST4P3SM5	115 V ac	0.180	*	DIN rail	**511-4081**
ST4P3TP0	230 V ac	0.180	*	DIN rail	**511-4104**

Manu. Part No.	Stock no.	Price per	OM	€		€		€
ST3P2LC4	**511-4003**	unit	1+	13·30	10+	12·30	25+	11·70
ST3P3LB2	**511-4019**	unit	1+	13·90	10+	12·90	25+	12·20
ST3P3LC4	**511-4025**	unit	1+	12·10	10+	11·20	25+	10·60
ST3P3SM5	**511-4031**	unit	1+	15·80	5+	15·20	10+	14·90
ST3P3TP0	**511-4047**	unit	1+	15·80	5+	15·20	10+	14·90
ST4P2LC4	**511-4053**	unit	1+	20·30	15+	19·50	25+	19·10
ST4P3LB2	**511-4069**	unit	1+	19·90	15+	19·10	25+	18·70
ST4P3LC4	**511-4075**	unit	1+	12·80	10+	11·80	25+	11·30
ST4P3SM5	**511-4081**	unit	1+	10·00	10+	9·50	25+	9·00
ST4P3TP0	**511-4104**	unit	1+	10·00	15+	9·30	25+	9·10

Interface Plug In Relay - XT Series

- Applications include panel boards and mechanical engineering
- Reinforced insulation, protection class II (VDE 0700)
- AgNi 90 / 10 contacts
- Suitable for use in Tyco standard RT sockets
- Recycleable packaging

Dimensions	H25.6 x W29 x D13.7 mm
Isolation Coil To Contact	4 kV



Manu. Part No.	Coil Voltage	Contact Configuration	Maximum Switching Current (A)	Coil Power	Features	Stock no.
XT314L12	12 Vdc	SPDT	16	400 mW	LED	**420-394**
XT314LB2	12 Vdc	SPDT	16	400 mW		**420-463**
XT314L24	24 Vdc	SPDT	16	400 mW	LED	**420-384**
XT314LC4	24 Vdc	SPDT	16	400 mW	LED, Protection Diode	**420-467**
XT314R24	24 V ac	SPDT	16	0.76 VA	LED	**420-388**
XT314S15	115 V ac	SPDT	16	0.76 VA	LED	**420-356**
XT314T30	230 V ac	SPDT	16	0.74 VA	LED	**420-340**
XT374L12	12 Vdc	SPDT	16	400 mW	LED, Test Button	**420-350**
XT374LB2	12 Vdc	SPDT	16	400 mW	LED, Protection Diode, Test Button	**420-344**
XT374L24	24 Vdc	SPDT	16	400 mW	LED, Test Button	**420-334**
XT374LC4	24 Vdc	SPDT	16	400 mW	LED, Protection Diode, Test Button	**420-457**
XT374R24	24 V ac	SPDT	16	0.76 VA	LED, Test Button	**420-451**
XT374S15	115 V ac	SPDT	16	0.76 VA	LED, Test Button	**420-441**
XT374T30	230 V ac	SPDT	16	0.74 VA	LED, Test Button	**420-435**
XT424L12	12 Vdc	DPDT	8	400 mW	LED	**420-439**
XT424LB2	12 Vdc	DPDT	8	400 mW	LED, Protection Diode	**420-445**
XT424L24	24 Vdc	DPDT	8	400 mW	LED	**420-429**
XT424LC4	24 Vdc	DPDT	8	400 mW	LED, Protection Diode	**420-322**
XT424R24	24 V ac	DPDT	8	0.76 VA	LED	**420-338**
XT424S15	115 V ac	DPDT	8	0.76 VA	LED	**420-328**
XT424T30	230 V ac	DPDT	8	0.74 VA	LED	**420-312**
XT484L12	12 Vdc	DPDT	8	400 mW	LED, Test Button	**420-316**
XT484LB2	12 Vdc	DPDT	8	400 mW	LED, Protection Diode, Test Button	**420-306**
XT484L24	24 Vdc	DPDT	8	400 mW	LED, Test Button	**420-300**
XT484LC4	24 Vdc	DPDT	8	400 mW	LED, Protection Diode, Test Button	**420-299**
XT484R24	24 V ac	DPDT	8	0.76 VA	LED, Test Button	**420-293**
XT484S15	115 V ac	DPDT	8	0.76 VA	LED, Test Button	**420-423**
XT484T30	230 V ac	DPDT	8	0.74 VA	LED, Test Button	**420-413**

continued on next page

continued from previous page

Manu. Part No.	Coil Voltage	Stock no.	Price per	OM	€		€		€
XT314L12	12 Vdc	420-394	unit	1+	3·27	50+	3·11	100+	2·94
XT314LB2	12 Vdc	420-463	unit	1+	3·45	50+	3·28	100+	3·10
XT314L24	24 Vdc	420-384	unit	1+	2·77	50+	2·63	100+	2·49
XT314LC4	24 Vdc	420-467	unit	1+	2·86	50+	2·72	100+	2·57
XT314R24	24 V ac	420-388	unit	1+	3·22	50+	3·06	100+	2·90
XT314S15	115 V ac	420-356	unit	1+	3·22	50+	3·06	100+	2·90
XT314T30	230 V ac	420-340	unit	1+	6·12	50+	5·66	100+	5·39
XT374L12	12 Vdc	420-350	unit	1+	3·40	50+	3·23	100+	3·06
XT374LB2	12 Vdc	420-344	unit	1+	7·23	10+	6·69	25+	6·36
XT374L24	24 Vdc	420-334	unit	1+	2·97	50+	2·82	100+	2·67
XT374LC4	24 Vdc	420-457	unit	1+	5·06	10+	4·68	25+	4·45
XT374R24	24 V ac	420-451	unit	1+	7·84	10+	7·25	25+	6·90
XT374S15	115 V ac	420-441	unit	1+	10·50	15+	10·10	50+	9·90
XT374T30	230 V ac	420-435	unit	1+	9·89	10+	9·15	25+	8·70
XT424L12	12 Vdc	420-439	unit	1+	3·60	50+	3·42	100+	3·24
XT424LB2	12 Vdc	420-445	unit	1+	6·97	10+	6·45	25+	6·13
XT424L24	24 Vdc	420-429	unit	1+	3·10	50+	2·94	100+	2·79
XT424LC4	24 Vdc	420-322	unit	1+	3·27	50+	3·11	100+	2·94
XT424R24	24 V ac	420-338	unit	1+	3·66	50+	3·48	100+	3·29
XT424S15	115 V ac	420-328	unit	1+	3·66	50+	3·48	100+	3·29
XT424T30	230 V ac	420-312	unit	1+	5·00	10+	4·75	25+	4·50
XT484L12	12 Vdc	420-316	unit	1+	4·88	50+	4·51	100+	4·29
XT484LB2	12 Vdc	420-306	unit	1+	7·41	10+	6·85	25+	6·52
XT484L24	24 Vdc	420-300	unit	1+	3·30	50+	3·14	100+	2·97
XT484LC4	24 Vdc	420-299	unit	1+	4·37	10+	4·04	25+	3·85
XT484R24	24 V ac	420-293	unit	1+	5·59	10+	5·17	25+	4·92
XT484S15	115 V ac	420-423	unit	1+	14·20	15+	13·60	50+	13·30
XT484T30	230 V ac	420-413	unit	1+	5·16	15+	4·81	25+	4·70

Accessories for XT and RT Series

TE connectivity





Description	Stock no.	Price per	OM	€		€		€
Screw terminal DIN socket	■ 420-372	unit	1+	3·63	10+	3·36	25+	3·19
Screwless, logical DIN socket	420-417	unit	1+	6·94	10+	6·42	25+	6·11
RT socket jumper bar	420-366	unit	1+	0·47	10+	0·43	25+	0·41
Plastic Retaining Clip, RT series	N 500-395	unit	1+	0·33	10+	0·31	25+	0·29
Plastic Retaining Clip, XT series	N 500-406	unit	1+	0·40	10+	0·37	25+	0·35

Terminal Block Relay

wieland

- DIN rail mounting, hermetically sealed
- Plug in jumpers to link common potentials
- Status LED and marking label
- Integrated diodes for coil suppression and polarity protection
- Contact rating 6A/250V ac
- Switching voltage 250 Vac
- Operating temperature range 0 to +50°C

Approvals: CSA; UL recognised



Mechanical Life	20 x 10^6
Width	6.2 mm

Manu. Part No.	Coil Voltage	Coil Power (W)	Stock no.
80.010.4100.0	24 V dc	0.34	341-4812
80.010.4131.0	110 V ac	0.41	341-4828
80.010.4141.0	230 Vac/dc	0.69	341-4834

Manu. Part No.	Stock no.	Price per	OM	€		€		€
80.010.4100.0	341-4812	unit	1+	11·66	10+	11·08	25+	10·49
80.010.4131.0	341-4828	unit	1+	20·74	10+	19·70	25+	18·67
80.010.4141.0	341-4834	unit	1+	20·74	10+	19·70	25+	18·67

Terminal Block Timer Relay

wieland

- Multifunction Timer has selectable functions; On delay, Off delay, interval timer, flashing - pause start, flashing - pulse start
- Basic Timers have on-delay only
- DIN rail mounting - only 6.2mm width
- Plug in jumpers to link common potentials
- Status LED
- Marking label
- Simple selection of function and time range using DIP switches on the side of the housing (Stock no. 341-4840)
- Simple adjustment of time delay using potentiometer located behind marking label
- Contact Material $AgSnO_2$
- Switching Voltage 250 Vac
- Switch Power 1500 VA



Coil Voltage	24 V dc	Operating Temperature Range	0 to 50 °C
Contact Configuration	SPST	Setting Error	+/-1 %
Electrical Life	80 x 10^3	Switching Current	6 A
Mechanical Life	2 x 10^7		

Description	Timer Range	Stock no.	Price per	OM	€		€		€
Multifunction	0.1 s - 300 s	341-4840	unit	1+	52·10	5+	50·00	15+	49·00
On-Delay	1 s - 100 s	341-4856	unit	1+	43·40	5+	41·70	15+	40·80
On-Delay	1min - 100 min	341-4862	unit	1+	41·04	5+	38·99	15+	36·94

Accessories

Description	Stock no.	Price per	OM	€		€		€
Plug In Jumpers	N 360-0467	unit	1+	13·94	10+	13·24	25+	12·55

Automotive Relays

CB Series

Panasonic ideas for life

These high power automotive relays feature a high switching capacity and have an ISO terminal arrangement in a compact (22x26mm) space saving housing. Typical applications include automobiles, construction equipment and agricultural equipment.

- High-power relays for automotive applications
- Robust and highly resistance to impact



Manu. Part No.	Coil Voltage (V dc)	Stock no.	Price per	OM	€		€		€
CB1P12	12	178-1996	unit	1+	3·85	50+	3·66	100+	3·46
CB1P24	24	178-2006	unit	1+	3·89	50+	3·70	100+	3·50
CB112	12	178-2012	unit	1+	3·85	50+	3·66	100+	3·46
CB124	24	N 382-6827	unit	1+	6·35	15+	6·03	50+	5·72

Ultra-Miniature - CP series

Panasonic ideas for life

- Low profile
- Output contacts with PCB terminals
- Applications:automatic door locking, heated seats, electric windows
- Mechanical life: 2 x 10^5operations (Motive Load); 10^5operations (Resistive load)
- Dimensions H13mm x W13mm x D14mm
- Contact material: Ag alloy
- Operating temperature range: -40°C to +85°C



Coil Power	640 mW	Isolation Coil To Contact	500 V
Coil Resistance	225 Ω	Switching Current	25 A
Coil Voltage	12 V dc	Switching Voltage	14 V
Contact Resistance	100 mΩ		

Manu. Part No.	Contact Configuration	Stock no.	Price per	OM	€		€		€
CP112	SPDT	334-0474	unit	1+	2·58	50+	2·45	100+	2·32
CP1A12	SPNO	334-0480	unit	1+	2·32	50+	2·20	100+	2·09

Ultra-Miniature SPCO - JSM

Panasonic ideas for life

- Dimensions W16mm, D22mm, H19.9mm
- Contact Material Tinned Silver
- Mechanical life: 10^7 operations
- Operating temperature range: -40°C to +85°C



Coil Power	640 mW	Isolation Coil To Contact	1.5 kV
Coil Resistance	225 Ω	Switch Power	240 W
Coil Voltage	12 V dc	Switching Current	15 A
Contact Configuration	SPDT	Switching Voltage	16 V dc
Contact Resistance	100 mΩ		

Manu. Part No.	Stock no.	Price per	OM	€		€		€
JSM1125	217-2876	unit	1+	1·85				

JSM type relay

Panasonic ideas for life

- Ultra-miniature universal relays.



Configuration of contacts:	1 C/O	Rated consumption:	640 mW
Breaking capacity:	240 W	Operate time (t_{on} / t_{off}):	10 / 10 ms
Max. voltage:	16 Vdc	Dielectric strength	- contact to contact750 V_{RMS} / - contacts / coil: 1000V_{RMS}
Max. current:	15 A	Insulation resistance:	100 MΩ min.
Contact material:	tin-plated silver	Service life:	10^7 operations
Contact resistance:	100mΩ	Operating temperature:	–40 °C → +85 °C

Stock no.	voltage (Vdc) current	pull-in	drop out	resistance coil (Ω)	control current (mA)
217-2876	12	6.3	0.9	225	53.3

Manu. Part No.	Stock no.	Price per	OM	€		€		€
JSM1125	N 399-8360	unit	1+	12·40	15+	11·77	50+	11·16

High Current Relay

- High current automotive relay 150A
- Typical applications include electric pumps, car heating systems, preheating of air for diesel engines, battery disconnection
- 12Vdc coil, SPNO contact
- M6 screw terminal load connections
- IP rating: IP67
- Heat, moisture and vibration resistant
- Ambient temperature - 40 to +125°C
- Dimensions: W84 x D40 x H45mm

Note: Coil connection is by AMP connector 282080-1 (stock no. 314-1198) Receptacles are also required: cable 0.35 to 0.5mm^2 = stock no. 314-1334, cable 1 to 1.5mm = stock no. 314-1340



Coil Power	3.3 W
Coil Voltage	12 V dc

Manu. Part No.	Stock no.	Price per	OM	€		€		€
V23132A2001B100	616-8736	unit	1+	75·60	5+	71·82	15+	68·04

Micro ISO Relays - A Series

- SPCO contacts
- Suppression resistor fitted across coil
- IP rating; IP54
- Contact Material; AgSnO2
- Ambient Temperature Range; -40 to +125°C
- Dimensions: W23 x D15.5 x H25.4mm

Manu. Part No.	Coil Power (W)	Coil Voltage	Switching Current (A)	Stock no.
V23074A1001A403	1.4	12 Vdc	15 (N/C); 20 (N/O)	535-2542
V23074A1002A403	1.6	24 Vdc	10 (N/C); 15 (N/O)	535-2558



Manu. Part No.	Stock no.	Price per	OM	€		€		€
V23074A1001A403	535-2542	unit	1+	3·81	50+	3·62	100+	3·43
V23074A1002A403	535-2558	unit	1+	3·81	50+	3·62	100+	3·43

High Voltage Relay (Contactor) - EV200 Series

- Typical applications: battery switching and back up, DC voltage power control, circuit protection and safety
- Small and lightweight
- Hermatically sealed
- 12-900 Vdc operating voltage
- 500 A carry current, 2000A interrupt at 320Vdc
- Built-in coil economiser to give 1.7W hold power at 12Vdc
- Ambient temperature range -40 to +85°C
- Bottom mount with male 10mm and M8 terminals



Description	Manu. Part No.	Stock no.	Price per	OM	€		€		€
w/aux contact	EV200HAANA	617-2757	unit	1+	133·50	5+	126·80	15+	120·20

Mini ISO Relay - F4 Series

NEW

- Typical applications include: ignition lock, lamp load (headlamps), exhaust emission control, ABS, etc.
- Quick connect 6.3mm terminals
- Dust cover for IP54 protection
- Limiting continuous current 40A at 85°C
- Operating temperature range: -40 °C to 85°C

Coil Power	1.6 W



Manu. Part No.	Coil Voltage	Contact Configuration	Switching Current (A)	Stock no.
V23134A0052C643	12 Vdc	SPCO	40	680-4338
V23134A1052C643	12 Vdc	SPCO	40	308-0598
V23134B52C642	12 Vdc	SPST-NO	40	690-0782
V23134B1052C642	12 Vdc	SPST-NO	40	308-0611
V23134A53C643	24 Vdc	SPCO	20	690-0773
V23134A56X432	24 Vdc	SPCO	30	690-0791
V23134A56X433	24 Vdc	SPCO	30	690-0795
V23134A1053C643	24 Vdc	SPCO	40	359-6302
V23134B53C642	24 Vdc	SPST-NO	20	690-0785
V23134B1053C642	24 Vdc	SPST-NO	40	308-0627

Manu. Part No.	Stock no.	Price per	OM	€		€		€
V23134A0052C643	P N 680-4338	unit	1+	6·81	10+	6·47	25+	6·13
V23134A1052C643	308-0598	unit	1+	17·70	10+	17·00	25+	16·60
V23134B52C642	690-0782	unit	1+	8·22	10+	7·60	25+	7·23
V23134B1052C642	308-0611	unit	1+	16·50	10+	15·80	25+	15·50
V23134A53C643	690-0773	unit	1+	9·79	10+	9·06	25+	8·62
V23134A56X432	690-0791	unit	1+	4·80	50+	4·56	100+	4·32
V23134A56X433	690-0795	unit	1+	4·80	50+	4·56	100+	4·32
V23134A1053C643	359-6302	unit	1+	17·90	10+	17·20	25+	16·80
V23134B53C642	690-0785	unit	1+	3·85	50+	3·66	100+	3·46
V23134B1053C642	308-0627	unit	1+	7·15	10+	6·61	25+	6·29

Mini ISO Relays - F7 Series

- Plug-in or bracket mount types
- IP rating: IP54
- Coil power: 1.6W
- SPNO contacts
- Contact material: AgNi0.15
- Ambient temperature range: -40 to +125°C
- Dimensions: W25.9 x D25.9 x H24.9mm



Switching Current	240A make 70A break @ 12Vdc; 240A make 25A break @ 24Vdc

Manu. Part No.	Coil Voltage	Features	Stock no.
V23134J0052D642	12 Vdc	–	535-2564
V23134J0053D642	24 Vdc	–	535-2570
V23134J1052D642	12 Vdc	Mounting bracket	535-2586
V23134J1053D642	24 Vdc	Mounting bracket	535-2592

Manu. Part No.	Stock no.	Price per	OM	€		€		€
V23134J0052D642	535-2564	unit	1+	8·89	10+	8·22	25+	7·82
V23134J0053D642	535-2570	unit	1+	9·77	10+	9·04	25+	8·60
V23134J1052D642	535-2586	unit	1+	9·00	10+	8·33	25+	7·92
V23134J1053D642	535-2592	unit	1+	5·00	10+	4·75	25+	4·50

K Series, PCB

- Typical applications include: lock control circuits, seat adjustment motors, window defoggers, starter solenoid switches, etc.
- Resistive or Inductive load
- One changeover contact
- For PCB assembly
- Immersion cleanable (protected to IP67)
- Contact material: Ag
- Operating temperature range: -40 °C to 85°C



Coil Power	1.6 W	Switching Current	30 A
Contact Configuration	SPCO		

Manu. Part No.	Coil Voltage	Stock no.	Price per	OM	€		€		€
V23076A1001C133	12 Vdc	308-0633	unit	1+	5·38	10+	4·98	25+	4·73
1393788-3	24 Vdc	308-0649	unit	1+	3·36	50+	3·11	100+	2·96

Miniature K Series, PCB

- Typical applications include: lamp control circuits, indicator control circuits, sunroof motors, window motors, immobilisers, powered doorlocking, etc.
- For PCB assembly
- One changeover contact
- Immersion cleanable (protected to IP67)



Contact Configuration	SPDT
Switching Current	10 A

Coil Power	Stock no.
1.1 W	308-0683
1100 mW	382-0835

Manu. Part No.	Coil Voltage	Stock no.	Price per	OM	€		€		€
V23072C1061A303	12 Vdc	308-0683	unit	1+	5·72	10+	5·29	25+	5·03
V23072C1062A303	24 Vdc	382-0835	unit	1+	3·88	15+	3·62	50+	3·33 ➤

Micro Power K Series, PCB

- Typical applications include rear window and seat heating, wiper and indicator control, motor management
- PCB assembly
- Maximum continuous current 30A
- Contact material AgSno2
- SPCO
- Dimensions: W12 x D12.9 x H9.9mm



Coil Power	0.55 W	Coil Voltage Vdc	12 V(dc)
Switching Current	15 (N/C); 20 (N/O) A		

Manu. Part No.	Stock no.	Price per	OM	€		€		€
V23086C1001A403	619-4369	unit	1+	2·54	50+	2·35	100+	2·24

Contactor, KILOVAC LEV Series

- Applications include power/motor control circuit isolation, circuit protection, safety in industrial machinery and automotive battery switching and backup
- Compact package, occupies only 65.5cm^3
- Hermetically sealed and intrinsically safe
- 8kV isolation between open contacts permits use for high voltage and isolation carry
- Maximum voltage rating: 900Vdc
- 15in. flying leads for coil connections



Coil Voltage	12 V dc	Dimensions	Dia. 39.5mm, H57.96 mm
Contact Configuration	SPST N/O DM	Isolation Coil To Contact	8 kV
Maximum Switching Current	100 A	Load Voltage	900 V dc
Coil Power	4.5 W		

Manu. Part No.	Stock no.	Price per	OM	€		€		€
LEV100A4ANG	420-401	unit	1+	100·70				
LEV100A4ANH	420-390	unit	1+	98·60	5+	94·66	15+	92·68

Micro Power K Series Twin PCB Relay

- Two high current SPCO relays in a single housing
- Through-hole PCB mounting
- Maximum continuous current 30A
- Typical automotive applications include rear window and seat heating, wiper and indicator control, motor management
- Dimensions: W23.6 x D12.9 x H9.9mm



Coil Power	0.57 W	Coil Voltage Vdc	12 V(dc)
Switching Current	15 (N/C); 20 (N/O) A		

Manu. Part No.	Stock no.	Price per	OM	€		€		€
V23086C2001A403	619-4381	unit	1+	3·36	50+	3·19	100+	3·02

Monostable PK2 Power Relay

NEW

- Compact size; L.18.3 x H. 16 x W. 15.9mm
- Maximum continuous switching current 40A
- High shock and vibration resistance
- Maximum ambient temperature range -40°C to +105°C
- Suitable for reflow soldering
- Typical multi-purpose applications include switching lamps, motors and capacitive loads or heat sensitive applications where increased ambient temperature exists

Switching Current	40 A	Coil Power	800 mW
Contact Configuration	SPST N/O	Coil Voltage Vdc	12

Manu. Part No.	Stock no.	Price per	OM	€		€		€
V23201-C1001-A502	N 162-533	unit	1+	4·10	15+	3·69	50+	3·68 ➤

Force Guided Relays

Safety Relay G7S Series

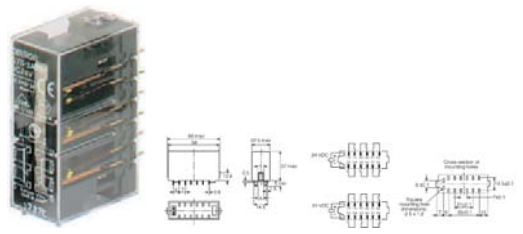

- Positive operation contacts
- Max. switching current 6A
- DIN rail and PCB terminal mounting sockets
- Approved to VDE0435, ICE255, prEN50205
- Switching Voltage 250 Vac; 24 Vdc
- Operating temperature range: -10 to +70°C

Approvals: TUV; UL; C-UL recognised

Coil Power	0.8 W	Contact Resistance	100 mΩ
Coil Resistance	800 Ω	Isolation Coil To Contact	2.5 kV
Coil Voltage	24 Vdc	Number of Pins	14
Contact Material	Ag (gold plate)	Switch Power	1440 VA

Manu. Part No.	Contact Configuration	Stock no.
G7S-4A2B 24DC	4PST N/O, DPST N/C	260-4373
G7S-3A3B 24DC	3PST N/O, 3PST N/C	261-2936

Manu. Part No.	Stock no.	Price per	OM	€		€		€
G7S-4A2B 24DC	260-4373	unit	1+	27·40	5+	26·30	15+	25·80
G7S-3A3B 24DC	261-2936	unit	1+	27·40	5+	26·30	15+	25·80

Accessories

Description	Stock no.	Price per	OM	€		€		€
DIN rail socket	260-4389	unit	1+	18·40	10+	17·70	25+	17·30

6A Relays with Forcibly Guided Contacts - G7SA



The slimline G7SA relay family with forcibly guided contacts is available as a four- or six-pole type in various contact combinations and offers reinforced insulation. Terminals are arranged for easy PCB layout. It can be soldered directly to a PCB or used together with the P7SA sockets for panel installations.

- Forcibly guided contacts
- 6A at 240VAC and 6A at 24VDC for resistive loads
- Reinforced insulation between inputs and outputs and poles
- 4- and 6-pole relays available
- Sealing: flux-tight
- Operating temperature: -40 to 85C

Approvals: UL, CSA
Standards: Conforms to EN 50205

Coil Voltage	24 Vdc
Maximum Switching Current	6 A
Switching Voltage	250 Vac, 125 Vdc (max)
Isolation Coil To Contact	1.5 kV
Mounting Type	PCB

Contact Configuration	Coil Power (mW)	Dimensions (mm)	Manu. Part No.	Stock no.
DPST N/O, DPST N/C	360	13x24x40	G7SA-2A2B 24DC	548-048
3PST N/O, SPST N/C	360	13x24x40	G7SA-3A1B 24DC	548-038
3PST N/O, SPST N/C	500	13x24x50	G7SA-3A3B 24DC	548-032
4PST N/O, DPST N/C	500	13x24x50	G7SA-4A2B 24DC	548-022

Description	Manu. Part No.	Stock no.	Price per	OM	€		€		€
10 pin, 4 pole	G7SA-2A2B 24DC	548-048	unit	1+	23·10	10+	22·20	25+	21·70
10 pin, 4 pole	G7SA-3A1B 24DC	548-038	unit	1+	23·10	10+	22·20	25+	21·70
14 pin, 6 pole	G7SA-3A3B 24DC	548-032	unit	1+	25·60	5+	24·60	15+	24·10
14 pin, 6 pole	G7SA-4A2B 24DC	548-022	unit	1+	25·60	5+	24·60	15+	24·10

Accessories

Description	Manu. Part No.	Stock no.	Price per	OM	€		€		€
Socket w/led, 4 pole, 10 pin	P7SA-10F-ND DC24	548-026	unit	1+	20·60	10+	19·80	25+	19·40
Socket w/led, 6 pole, 14 pin	P7SA-14F-ND DC24	548-016	unit	1+	20·60	10+	19·80	25+	19·40

10A Relays with Forcibly Guided Contacts - G7SA



The G7S-A relays are slimline with forcibly guided contacts with a 10 Amp rating. They are available as six-pole types with two contact configurations. It can be soldered directly to a PCB or used together with the P7S socket for panel installations.

- Forcibly guided contacts
- 10A at 240VAC and 10A at 24VDC for resistive loads
- 14 pins
- 800 Ω contact resistance
- Reinforced insulation between inputs and outputs and poles
- Sealing: unsealed
- Operating temperature: -25 to 70C

Approvals: UL, CSA
Standards: Conforms to EN 50205

Coil Power	0.8 W	Isolation Coil To Contact	1.5 kV
Coil Voltage	24 Vdc	Mounting Type	PCB
Maximum Switching Current	10 A	Dimensions	22.5 x 37 x 62 mm
Switching Voltage	250 Vac, 30 Vdc (max)		

Manu. Part No.	Contact Configuration	Stock no.	Price per	OM	€		€		€
G7S-4A2B-E DC24	4PST N/O, DPST N/C	548-010	unit	1+	27·40	5+	26·30	15+	25·80
G7S-3A3B-E DC24	3PST N/O, 3PST N/C	548-000	unit	1+	27·40	5+	26·30	15+	25·80

Accessories

Description	Manu. Part No.	Stock no.	Price per	OM	€		€		€
Socket, 6 pole, 14 pin	P7S-14F-END DC24	548-004	unit	1+	24·40	10+	23·40	25+	22·90

SF2D & SF4D series Safety Relays



- Monostable safety relays.
- Range replacing the SF relay series
- Polarised relays with force-guided contacts

Approvals: TÜV, UL, CSA, VDE

Max. voltage switching:	440 V
Max. output switching:	180 W / 1500 VA
Max. switching frequency:	10 Hz
Insulation resistance at 500 Vcc:	10^9 Ω
Operating temperature:	-40°C → +70°C
Protection index:	IP 67
Dimensions (mm)	SF2D: L 53.3 x W 25 x H 16.5
	SF4D: L 53.3 x W 33 x H 16.5

Contact contact	Nom. voltage (Vdc)	Coil resistance (Ω)	Stock no.
2NO + 2NC	5	50	528-4023
2NO + 2NC	12	288	528-4001
2NO + 2NC	24	1152	528-4017
4NO + 4NC	5	50	528-4051
4NO + 4NC	12	288	528-4039
4NO + 4NC	24	1152	528-4045

Description	Stock no.	Price per	OM	€		€		€
SF2D-5 V	528-4023	unit	1+	20·53	10+	19·50	25+	18·48
SF2D-12 V	528-4001	unit	1+	20·53	10+	19·50	25+	18·48
SF2D-24 V	528-4017	unit	1+	20·53	10+	19·50	25+	18·48

Safety Relay for Contact Expansion - PSR URM Series



- One and two-channel control
- Positively driven contacts as per EN50205 application type A

Product Index	Safety Control Relay	Connection Type	*
Coil Voltage	24 Vac/dc	Contact Material	$AgSnO_2$ + 0.2µm Au
Contact Configuration	5 N/O 2 N/C	Series	PSR-SCP
Maximum Switching Current	6 A	Dimensions	22.5 mm
Mounting Type	DIN rail		

Manu. Part No.	Stock no.	Price per	OM	€	€	€
2963747	666-7034	unit	1+	60·94		

OM = Order Multiple Ⓟ Also available in Production Packaging, visit rswww.ie for details ➤ Indicates more pricing available on this product, call or go online N new product to range * manufacturers information unavailable at time of printing

Positive Action Coupling Relay - PSR URM Series

PHOENIX CONTACT

- Universal safety relay
- Safe isolation (input/output)
- Two PDT contacts
- Positively driven contacts as per EN50205 application type B



Product Index	Force Guided Relay	Connection Type	Fixed Screw
Coil Voltage	24 Vac/dc	Contact Material	AgNi
Contact Configuration	DPDT	Maximum Switching Voltage	250 Vac/dc
Maximum Switching Current	6 A	Series	PSR-SCP
Mounting Type	DIN rail	Dimensions	17.5 mm

Manu. Part No.	Stock no.	Price per	OM	€	€	€
2981363	666-7031	unit	1+	25·30		

Safety Relay SR2M Series

TE connectivity

- 2 Pole low cost safety relay
- 4kV coil to contact isolation
- Forced guided contacts
- Fully sealed design
- Switching Voltage 440 Vac; 250 Vac
- Switching Current 6 A
- Operating temperature range: -25 to +70°C

Approvals: UL recognised component for Canada and US, TUV



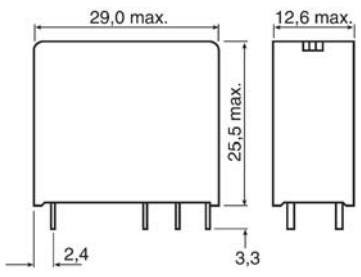

Coil Power	700 mW	Number of Pins	8
Contact Configuration	DPCO	Switch Power	1500 VA
Contact Material	AgNi	Coil Resistance	823 Ω
Contact Resistance	100	Coil Voltage	24 Vdc

Manu. Part No.	Stock no.	Price per	OM	€	€	€	€	€
V23047A1024A501	334-0143	unit	1+	8·31	10+	7·69	25+	7·31

Safety relay, Series SR2M

TE connectivity

NEW

- Large insulating gaps to reliably separate circuits
- With forcibly guided contacts
- Sealed housing

Approvals: VDE (TÜV, CSA, UL in preparation)



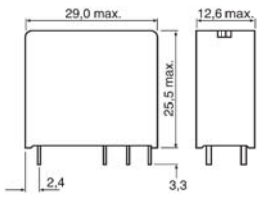

Contact Configuration	Coil Voltage	Stock no.	Price per	OM	€	€	€	€	€
SPST-N/O, SPST-N/C	12 Vdc	P N 680-2657	unit	1+	9·03	15+	8·12	50+	7·31 ➤
SPST-N/O, SPST-N/C	24 Vdc	P N 680-2666	unit	1+	9·69	15+	7·65	50+	6·12 ➤

Safety Relay SR4 D/M

TE connectivity

- 8A 4 pole as 2N/O + 2N/C or 3N/O + 1N/C
- RoHS compliant
- Ambient temperature range; -25 to +70°C
- Forced guided contacts to EN50205
- Contact Material $AgSnO_2$



Coil Power	800 mW	Isolation Coil To Contact	4 kV
Contact Material	$AgSnO_2$	Number of Pins	10
Contact Resistance	100 mΩ	Switch Power	2000 VA

Manu. Part No.	Coil Resistance (Ω)	Contact Configuration	Stock no.
SR4D4012	180	DPNC, DPNO	533-0918
SR4M4012	180	3PNO, SPNC	533-0930
SR4D4024	720	DPNC, DPNO	533-0924
SR4M4024	720	3PNO, SPNC	533-0946

Manu. Part No.	Coil Voltage (V dc)	Stock no.	Price per	OM	€	€	€	€	€
SR4D4012	12	N 533-0918	unit	1+	12·90	6+	12·38	12+	12·13
SR4M4012	12	533-0930	unit	1+	24·20	10+	22·40	25+	21·30
SR4D4024	24	533-0924	unit	1+	12·90	6+	12·38	12+	12·13
SR4M4024	24	533-0946	unit	1+	14·60	10+	13·50	25+	12·90

Solid State

Zero Voltage Switching

Single-phase synchronous solid state power relay

celduc® relais

- Range of SMD hybrid technology synchronous solid state power relays (close at 0 voltage, open at 0 current: resistive load), low leakage current, silent and with unlimited number of operations.
- Applications: furnaces, extruders, presses, heating, motor control, solenoids, brakes, home automation, etc.
- Radiators, safety hood and DIN rail available separately.



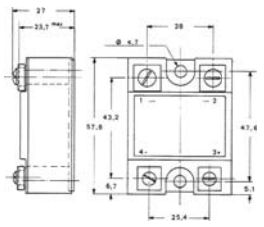

Common characteristics:		dv/dt:	500 V / µs
Operating frequency:	0.1 → 440 Hz	di / dt:	100 A / µs
Input / output insulation:	4000 V eff.	Input / output insulation resistance:	10^{10} Ω
Input/output capacity:	8 pF	Hood:	clear polycarbonate (9.85 g)
Leakage current:	3 mA	Weight:	< 100 g
On-state voltage drop:	1.6 V	Operating temperature:	–40 °C → +90 °C
Opening / closing time:	10 ms		

Stock no.	Max. current (A)	control voltage	mains voltage	radiator (at 25 °C)
Solid State Relays				
171-8904	12	4 → 30 Vdc	12 → 280 Vac	1LD12020 = 8 A
171-8910	12	90 → 240 Vac	12 → 280 Vac	WF151200 = 10 A
231-3566	25	5 → 30 Vdc	24 → 520 Vac	WF151200 = 20 A
231-3572	25	90 → 240 Vac	24 → 520 Vac	WF151200 = 20 A
171-8926	50	5 → 30 Vdc	24 → 520 Vac	WF151200 = 40 A
171-8948	50	80 → 240 Vac	24 → 520 Vac	WF131100 = 45 A
171-8954	75	5 → 30 Vdc	24 → 520 Vac	WF115100 = 60 A
171-8960	75	80 → 240 Vac	24 → 520 Vac	WF115100 = 60 A
307-3269	125	5 → 30 Vdc	24 → 520 Vac	WF115100 = 80 A
Accessories for entire single-phase range				
171-9070	Radiator 2 °C / W			
171-9137	Safety hood for 12 A → 75 A			
372-8795	Safety hood for 125 A relay			
171-9115	DIN rail adaptor (with radiator mounting)			

Description	Manu. Part No.	Stock no.	Price per	OM	€	€	€	€	€
Solid state relay	SC841110	N 171-8904	unit	1+	24·75	12+	23·51	25+	22·28
Solid state relay	SC841910	N 171-8910	unit	1+	28·45	5+	27·31	10+	26·74
Solid state relay	SC864110	N 171-8926	unit	1+	35·60	12+	33·82	25+	32·04
Solid state relay	SC862110	N 231-3566	unit	1+	36·58	12+	34·75	25+	32·92
Solid state relay	SC862910	N 231-3572	unit	1+	40·27	12+	38·25	25+	36·25 ➤
Solid state relay	SC864910	N 171-8948	unit	1+	38·86	12+	36·92	25+	34·98
Solid state relay	SC867110	N 171-8954	unit	1+	60·25	12+	56·02	25+	51·21
Solid state relay	SC867910	N 171-8960	unit	1+	62·21	5+	59·73	10+	58·48
Solid state relay	SC869110	N 307-3269	unit	1+	116·25	5+	111·60	10+	109·27
Heat sink	WF021000	N 171-9070	unit	1+	11·79	12+	11·20	25+	10·60
Hood	1K460000	N 171-9137	unit	1+	2·57	12+	2·43	25+	2·30
DIN adaptor	1LD00400	N 171-9115	unit	1+	8·28	12+	7·87	25+	7·45

Double Solid State Relays - SCB series

celduc® relais

- This range is designed to drive three-phase applications (2-phase breaking) or two single-phase applications, with a compact footprint.
- SCB865300 relay: one control for 2 paths.
- Optional IP00 protection: 1K470000 cover.



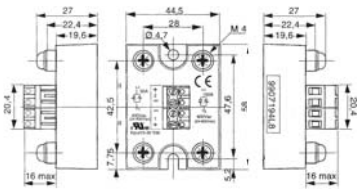

Input characteristics at +20 °C		Operating range:	24 → 600 VRMS
Control voltage:	10 → 30 Vdc	Nominal current:	50 ARMS
Operating current:	3 mA	Operating frequency:	10 → 440 Hz
Release voltage:	1V	Operating temperature:	–40 → +100°C
Output characteristics at 20 °C			

Description	Stock no.	Price per	OM	€	€	€	€	€
Relays with one control for two paths	N 372-8773	unit	1+	79·60	5+	76·42	10+	74·83
Hood	N 372-8795	unit	1+	2·64	10+	2·45	25+	2·33

SF5 Series Solid State Relays

celduc® relais

- Medium power, synchronous, solid state relays, fitted using Faston terminals.
- Volume enables it to be integrated into all interfacing combinations.
- Low leakage current.
- High immunity.



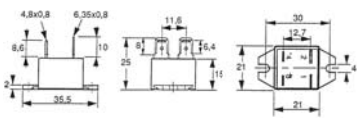

Input characteristics (at 20 °C):		Release voltage:	1 Vdc
Control voltage:	4 → 30 Vdc	**Output characteristics (at 20 °C):**	
Operating current:	3 mA	Nominal voltage:	230 Vac
Max. control current:	30mA	Operating range:	12 → 280 Vac

continued on next page

continued from previous page

Nominal current:	10 A AC	Time to closure (50 Hz):	10 ms
Off-state leakage current:	0.3 mA AC	Time to opening (50 Hz):	10 ms
Min. charging current:	5 mA AC	Input/output isolation voltage:	2500 Vac
Holding current:	50mA	Operating temperature:	–40 °C → +90 °C
Operating frequency:	10 → 440 Hz		

Manu. Part No.	Stock no.	Price per	OM	€		€		€
SF541310A	N 189-4452	unit	1+	28·88	12+	27·43	25+	25·98 ➤

Celpac series single-phase solid state relays with and without diagnostic function

celduc relais

- Range of compact solid state relays with integral heat sink.
- The SILD model has a diagnostic function: a red LED indicates a mains voltage fault, disconnection or short circuit on the load. A green LED indicates the control status.
- Zero voltage switching.
- For mounting on DIN rail.

Dimensions (mm): H 80 x D 112 x W 22.5 (SUL and SILD)
H 80 x D 112 x W 45 (SUM)



Stock no.	Control voltage	Output Voltage	Switching nominal
409-2968	3.5 → 32 Vdc	150 → 510 Vac	32 A
685-0974	3 → 32 Vdc	12 → 275 Vac	23 A
685-0977	3.5 → 32 Vdc	24 → 510 Vac	32 A
685-0971	150 → 240 Vac / dc	24 → 510 Vac	32 A
685-0980	3.5 → 32 Vdc	24 → 510 Vac	40 A

Description	Stock no.	Price per	OM	€		€		€
SILD865170	N 409-2968	unit	1+	81·04	5+	77·79	10+	76·17
SUL842070	N 685-0974	unit	1+	37·34	12+	35·47	25+	33·60
SUL865070	N 685-0977	unit	1+	46·61	5+	44·74	10+	43·80
SUL865970	N 685-0971	unit	1+	48·71	5+	46·76	10+	45·79
SUM865070	N 685-0980	unit	1+	59·12	5+	56·75	10+	55·57

GN Series Single Phase AC Relays, IP20

Crouzet

- Surface mount
- Transient protection by transorbs
- Back to back thyristor switching (SCR)
- IP20 integral cover
- LED display of input status
- Direct copper bonded technology
- Dimensions W45mm, D60.2mm, H35mm

Note: Heat sink not included. For load current de-rating and heat sink details see manufacturers datasheet
Approvals: UL, cUL, CSA, TUV
Caution: Current derating must be applied at temperatures above 25°C



Max On-state Voltage Drop At Rated A	1.4 V
Minimum Load Current	100 mA

Manu. Part No.	Control Voltage	Load Voltage (V ac)	Input Current (mA)	Maximum Load Current (A)	Off State Leakage Current (mA)	Surge Current Peak (A)	Stock no.
84 137 000	4 → 32 V dc	24 → 280	14	10	15	300	362-2243
84 136 062	4 → 32 V dc	24 → 280	14	25	15	500	321-2931
84 136 064	4 → 32 V dc	24 → 280	14	50	15	780	321-2975
84 136 066	4 → 32 V dc	24 → 280	14	75	15	1000	321-3013
84 137 001	90 → 280 Vac/dc	24 → 280	8.5	10	15	300	362-2287
84 136 063	90 → 280 Vac/dc	24 → 280	8.5	25	15	500	321-2947
84 136 065	90 → 280 Vac/dc	24 → 280	8.5	50	15	780	321-2981
84 136 074	4 → 32 V dc	48 → 660	14	25	20	500	321-2953
84 137 120	4 → 32 V dc	48 → 660	14	50	20	780	321-2997
84 136 078	4 → 32 V dc	48 → 660	14	75	20	1000	321-3035
84 136 080	4 → 32 V dc	48 → 660	14	100	20	1200	321-3057
84 136 075	90 → 280 Vac/dc	48 → 660	8.5	25	20	500	321-2969
84 136 077	90 → 280 Vac/dc	48 → 660	8.5	50	20	780	321-3007

Manu. Part No.	Stock no.	Price per	OM	€		€		€
84 137 000	362-2243	unit	1+	26·20	10+	25·20	25+	24·60
84 136 062	321-2931	unit	1+	26·60	5+	25·50	15+	25·00
84 136 064	321-2975	unit	1+	30·90	5+	29·70	15+	29·00
84 136 066	321-3013	unit	1+	49·40	5+	47·40	15+	46·40
84 137 001	362-2287	unit	1+	29·00	5+	27·80	15+	27·30
84 136 063	321-2947	unit	1+	29·60	5+	28·40	15+	27·80
84 136 065	321-2981	unit	1+	35·50	5+	34·10	15+	33·40
84 136 074	321-2953	unit	1+	33·70	5+	32·40	15+	31·70
84 137 120	321-2997	unit	1+	37·40	5+	35·90	15+	35·20
84 136 078	321-3035	unit	1+	59·80	5+	57·40	15+	56·20
84 136 080	321-3057	unit	1+	62·00	5+	59·50	15+	58·30
84 136 075	321-2969	unit	1+	36·60	5+	35·10	15+	34·40
84 136 077	321-3007	unit	1+	40·90	5+	39·30	15+	38·40

GN3 Series Three Phase Relays

Crouzet

The GN3 series consists of three solid-state outputs controlled by one input, and functions similar to any standard solid-state relay. When the input signal is applied, each output conducts load current for it's respective phase in the network.

- DBC substrate for superior thermal performance
- Epoxy-free design reduces internal component stress
- Back-to-Back dual SCR output for heavy industrial loads
- Zero crossing output
- Snubber circuit
- 100k-cycle UL508 endurance rating for enhanced reliability
- No external transient protection required (internal TVS)
- EMC Compliant for reliable operation in harsh environments

Note: Heat sink not included. For load current de-rating and heat sink details see manufacturers datasheet
Approvals: UL, CSA, TUV



Load Voltage	48 → 530 V ac	Dimensions	H79.74 x W103.89 x D35.43 mm
Mounting Type	Surface	Operating Temperature Range	-40 to +80 °C

Manu. Part No.	Control Voltage	Maximum Switching Current (A)	Stock no.
GN325DSZ	4 → 32 V dc	25	480-598
GN325ESZ	18 → 36 V ac	25	480-677
GN325BSZ	90 → 140 V ac	25	480-667
GN325ASZ	180 → 260 V ac	25	480-550
GN350DSZ	4 → 32 V dc	50	480-617
GN350ESZ	18 → 36 V ac	50	480-572
GN350BSZ	90 → 140 V ac	50	480-649
GN350ASZ	180 → 260 V ac	50	480-588

Manu. Part No.	Stock no.	Price per	OM	€		€		€
GN325DSZ	N 480-598	unit	1+	99·60	5+	95·60	15+	93·60
GN325ESZ	N 480-677	unit	1+	104·00	5+	93·00	15+	88·00
GN325BSZ	N 480-667	unit	1+	104·00	5+	93·00	15+	88·00
GN325ASZ	N 480-550	unit	1+	104·00	5+	93·00	15+	88·00
GN350DSZ	N 480-617	unit	1+	106·00	5+	100·68	15+	95·36
GN350ESZ	N 480-572	unit	1+	110·00	5+	104·45	15+	99·00
GN350BSZ	N 480-649	unit	1+	110·00	5+	104·45	15+	99·00
GN350ASZ	N 480-588	unit	1+	110·00	5+	104·45	15+	99·00

Solid state relays, GNA5 series

Crouzet

- Single-phase solid state relays for panel mounting.
- Switchable power from 10 → 25A.
- Electrical connections using 6.35 mm terminals or screws.
- Zero voltage switching.
- Triac Output.



Output voltage	24 → 280 Vac	Input/output capacity	8 pF
Holding current	100mA	Operating temperature:	-20 → +80 °C
Input isolation voltage	4000 V		

Description	Stock no.	Price per	OM	€		€		€
3 input at 32 Vdc. - Screw connections, 10 A	N 409-2851	unit	1+	21·10	10+	20·30	25+	19·80
3 input at 32 Vdc. - Screw connections, 25 A	N 409-2895	unit	1+	23·00	10+	22·10	25+	21·60
3 input at 32 Vdc. - Terminal connections, 25 A	N 409-2918	unit	1+	23·00				
Input 90 → 280 Vac / Vdc - Screw connections, 10 A	N 409-2867	unit	1+	22·60				
Input 90 → 280 Vac / Vdc - Screw connections, 25 A	N 409-2902	unit	1+	24·30	10+	23·30	25+	22·80

GNR Series, Three Phase with Integrated Heat Sink, 90mm Wide

Crouzet

- 22.5mm DIN rail or panel mounting
- Triac and SCR output with overvoltage and transient protection
- Direct bonded copper technology
- IP20 integrated cover
- LED display of input status
- Epoxy free design
- Dimensions: W90mm, D88.2mm, H123.9mm

Approvals: UL recognised; CSA;TUV
Caution: Current derating must be applied at temperatures above 25°C



Load Voltage	48 → 600 V	Off State Leakage Current	120µA @ 600V
Max On-state Voltage Drop At Rated A	1.2 V	Surge Current Peak	500 A
Maximum Load Current	3x25 A	Zero Cross Switching	Yes
Minimum Load Current	100 mA		

Manu. Part No.	Control Voltage	Input Current (mA)	Stock no.
GNR25ACZ	180 → 280 Vac/dc	24	536-1883
GNR25DCZ	4 → 32 V dc	62	536-1899

Manu. Part No.	Stock no.	Price per	OM	€		€		€
GNR25ACZ	536-1883	unit	1+	126·00	5+	119·74	15+	113·36
GNR25DCZ	536-1899	unit	1+	184·00	5+	121·00	15+	115·00

GNR Series, Single Phase, 22.5mm wide

Crouzet



- 90mm DIN rail or panel mounting
- SCR output with overvoltage and transient protection
- Direct bonded copper technology
- IP20 integrated cover
- LED display of input status
- Epoxy free design
- Dimensions: W22.5mm, D88.2mm, H120.75mm

Approvals: UL recognised; CSA;TUV

Caution: Current derating must be applied at temperatures above 25°C

Max On-state Voltage Drop At Rated A	1.2 V
Minimum Load Current	100 mA

Manu. Part No.	Control Voltage	Load Voltage	Input Current (mA)	Off State Leakage Current	Surge Current Peak (A)	Stock no.
GNR10ACZ	180 → 280 V ac	24 → 280 V	8	140µA @ 280V	550	**536-2690**
GNR10DCZ	4 → 32 V dc	24 → 280 V ac	10	140µA @ 280V	550	**536-2707**
GNR20ACZ	180 → 280 Vac/dc	48 → 600 V	8	120µA @ 600V	1100	**536-2757**
GNR20DCZ	4 → 32 V dc	48 → 600 V	20	120µA @ 600V	1100	**536-2741**
GNR30ACZ	180 → 280 Vac/dc	48 → 600 V	8	120µA @ 600V	1100	**536-2713**
GNR30DCZ	4 → 32 V dc	48 → 600 V	20	120µA @ 600V	1100	**536-2729**

Manu. Part No.	Maximum Load Current (A)	Stock no.	Price per	0M	€		€		€
GNR10ACZ	10	**536-2690**	unit	1+	31·40	5+	30·10	15+	29·50
GNR10DCZ	10	**536-2707**	unit	1+	31·40	5+	30·10	15+	29·50
GNR20ACZ	20	**536-2757**	unit	1+	37·00	5+	35·50	15+	34·80
GNR20DCZ	20	**536-2741**	unit	1+	37·00	5+	35·50	15+	34·80
GNR30ACZ	30	**536-2713**	unit	1+	43·70	5+	42·00	15+	41·10
GNR30DCZ	30	**536-2729**	unit	1+	54·40	5+	52·20	15+	51·10

GNR Series, Single Phase, 45mm wide

Crouzet



- 45mm DIN rail or panel mounting
- SCR output with overvoltage and transient protection
- Direct bonded copper technology
- Zero volt switching
- IP20 integrated cover
- LED display of input status
- Epoxy free design
- Load voltage 48 → 600 Vac
- Dimensions: W45mm, D88.2mm, H120.66mm

Approvals: UL recognised; CSA;TUV

Caution: Current derating must be applied at temperatures above 25°C

Load Voltage	48 → 600 V	Minimum Load Current	100 mA
Max On-state Voltage Drop At Rated A	1.35 V	Off State Leakage Current	120µA @ 600V

Manu. Part No.	Control Voltage	Input Current (mA)	Maximum Load Current (A)	Surge Current Peak (A)	Stock no.
GNR35ACZ	180 → 280 V ac	8	35	770	**536-2678**
GNR35DCZ	4 → 32 V dc	20	35	770	**536-2684**
GNR45ACZ	180 → 280 V ac	8	45	800	**536-2656**
GNR45DCZ	4 → 32 V dc	20	45	800	**536-2662**

Manu. Part No.	Stock no.	Price per	0M	€		€		€
GNR35ACZ	**536-2678**	unit	1+	81·00	5+	77·80	15+	76·10
GNR35DCZ	**536-2684**	unit	1+	62·90	5+	60·40	15+	59·10
GNR45ACZ	**536-2656**	unit	1+	87·60	5+	84·10	15+	82·30
GNR45DCZ	**536-2662**	unit	1+	69·10	5+	66·30	15+	65·00

SSRs with Built In Overvoltage Protection AC Switching 10A to 125A

crydom



- Overvoltage and transient protection
- Zero Voltage Switching
- Solid State reliability
- Status indicating LED
- Microprocessor compatible input
- Terminal Type Screw; Saddle Clamp
- Operating Temperature Range -40 to +80°C
- Dimensions: H22.9 x W45.7 x D58.4
- Input to output Capacitance: 8pF

Note: Heat sink not included. For load current de-rating and heat sink details see manufacturers datasheet

Approvals: UL Recognised; C-UL Recognised; VDE (including Protection)

Caution: Derating will limit the maximum load current at temperatures above 25 °C

Isolation Voltage	4000 V ac
Maximum Turn On Time	10 ms

Manu. Part No.	Control Voltage	Input Current (mA)	Load Voltage (V ac)	Release Voltage (V(dc))	Maximum Load Current (A)	Minimum Load Current (mA)	Surge Current Peak (A)	Stock no.
D2410PG	3 → 32 V dc	20	24 → 280	1	10	40	120	**358-2886**
D2425PG	3 → 32 V dc	20	24 → 280	1	25	40	250	**358-2892**
D2450PG	3 → 32 V dc	20	24 → 280	1	50	40	625	**358-2909**
D2475PG	3 → 32 V dc	20	24 → 280	1	75	40	1000	**358-2915**
D2490PG	3 → 32 V dc	20	24 → 280	1	90	40	1200	**358-2937**
D24110PG	3 → 32 V dc	20	24 → 280	1	110	150	1500	**358-2943**
D24125PG	3 → 32 V dc	20	24 → 280	1	125	150	1750	**358-2959**
A2410PG	90 → 280 V ac	4	24 → 280	10	10	40	120	**358-2965**
A2425PG	90 → 280 V ac	4	24 → 280	10	25	40	250	**358-2971**
A2450PG	90 → 280 V ac	4	24 → 280	10	50	40	625	**358-2987**
A2475PG	90 → 280 V ac	4	24 → 280	10	75	40	1000	**358-2993**
A2490PG	90 → 280 V ac	4	24 → 280	10	90	40	1200	**358-3003**
A24110PG	90 → 280 V ac	4	24 → 280	10	110	150	1500	**358-3019**
H12WD4825PG	4 → 32 V dc	15	48 → 660	1	25	150	250	**358-3031**
H12WD4850PG	4 → 32 V dc	15	48 → 660	1	50	150	625	**358-3047**
H12WD4890PG	4 → 32 V dc	15	48 → 660	1	90	150	1200	**358-3053**

Manu. Part No.	Stock no.	Price per	0M	€		€		€
D2410PG	**358-2886**	unit	1+	30·60	10+	29·40	25+	28·80
D2425PG	**358-2892**	unit	1+	30·30	10+	29·10	25+	28·50
D2450PG	**358-2909**	unit	1+	38·30	5+	36·80	15+	36·00
D2475PG	**358-2915**	unit	1+	60·10	5+	57·70	15+	56·50
D2490PG	**358-2937**	unit	1+	66·10	5+	63·50	15+	62·10
D24110PG	**358-2943**	unit	1+	70·20	5+	67·40	15+	66·00
D24125PG	**358-2959**	unit	1+	80·80	5+	77·60	15+	76·00
A2410PG	**358-2965**	unit	1+	33·10	5+	31·80	15+	31·10
A2425PG	**358-2971**	unit	1+	38·40	5+	36·90	15+	36·10
A2450PG	**358-2987**	unit	1+	42·20	5+	40·50	15+	39·70
A2475PG	**358-2993**	unit	1+	68·90	5+	66·10	15+	64·80
A2490PG	**358-3003**	unit	1+	70·30	5+	67·50	15+	66·10
A24110PG	**358-3019**	unit	1+	77·80	5+	74·70	15+	73·10
H12WD4825PG	**358-3031**	unit	1+	46·60	5+	44·70	15+	43·80
H12WD4850PG	**358-3047**	unit	1+	46·80	5+	44·90	15+	44·00
H12WD4890PG	**358-3053**	unit	1+	55·00	5+	52·80	15+	51·70

Series 1, 10-125A, 240Vac O/P

crydom



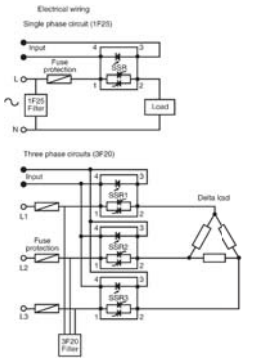

- 600V blocking capacity
- SCR Output for heavy industrial loads
- Internal snubber circuitry
- Filter, cover and thermal pads available
- Terminal Type Screw; Saddle Clamp
- Input-output Capacitance: 8pF
- Isolation Voltage 4kVrms
- Dimensions: H22.9 x D58.4 x W45.7mm

Note: Heat sink not included. For load current de-rating and heat sink details see manufacturers datasheet

Approvals: UL recognised component for Canada and US, VDE

Caution: Derating will limit the maximum load current at temperatures above 25 °C

Load Voltage	24 → 280 V ac
Off State Leakage Current	10 mA

Manu. Part No.	Control Voltage	Release Voltage	Maximum Load Current (A)	Minimum Load Current (mA)	Surge Current Peak (A)	Maximum Turn On Time	Maximum Turn Off Time	Stock no.
D2410	3 → 32 V dc	1 V(dc)	10	40	120	½ cycle	½ cycle	**346-895**
D2425	3 → 32 V dc	1 V(dc)	25	40	250	½ cycle	½ cycle	**346-918**
D2450	3 → 32 V dc	1 V(dc)	50	40	625	½ cycle	½ cycle	**346-687**
D2475	3 → 32 V dc	1 V(dc)	75	40	1000	½ cycle	½ cycle	**291-2040**
D2490	3 → 32 V dc	1 V(dc)	90	40	1200	½ cycle	½ cycle	**291-2056**
D24110	3 → 32 V dc	1 V(dc)	110	150	1500	½ cycle	½ cycle	**218-1959**
D24125	3 → 32 V dc	1 V(dc)	125	150	250	½ cycle	½ cycle	**244-9053**
A2410	90 → 280 V ac	10 V(ac)	10	40	120	10 ms	40 ms	**352-519**
A2440	90 → 280 V ac	10 V(ac)	40	40	250	10 ms	40 ms	**352-525**
A2425	90 → 280 V ac	10 V(ac)	25	40	250	10 ms	40 ms	**291-1895**
A2450	90 → 280 V ac	10 V(ac)	45	40	625	10 ms	40 ms	**352-531**
A2475	90 → 280 V ac	10 V(ac)	75	40	1000	10 ms	40 ms	**291-2090**
A2490	90 → 280 V ac	10 V(ac)	90	40	1200	10 ms	40 ms	**291-2107**
A24110	90 → 280 V ac	10 V(ac)	110	150	1500	10 ms	40 ms	**218-1965**
A24125	90 → 280 V ac	10 V(ac)	125	150	1750	10 ms	40 ms	**291-2113**

Manu. Part No.	Input Current (mA)	Stock no.	Price per	0M	€		€		€
D2410	20	**346-895**	unit	1+	37·00	5+	35·50	15+	34·80
D2425	20	**346-918**	unit	1+	35·90	5+	34·50	15+	33·70
D2450	20	**346-687**	unit	1+	39·70	5+	38·10	15+	37·30
D2475	20	**291-2040**	unit	1+	63·60	5+	61·10	15+	59·80
D2490	20	**291-2056**	unit	1+	70·70	5+	67·90	15+	66·50
D24110	20	N **218-1959**	unit	1+	65·40	5+	62·80	15+	61·50
D24125	20	**244-9053**	unit	1+	76·80	5+	73·70	15+	72·20
A2410	4	**352-519**	unit	1+	32·50	10+	31·20	25+	30·60
A2440	4	**352-525**	unit	1+	41·20	5+	39·60	15+	38·70
A2425	4	**291-1895**	unit	1+	36·90	5+	35·40	15+	34·70
A2450	4	**352-531**	unit	1+	42·20	5+	40·50	15+	39·70
A2475	4	**291-2090**	unit	1+	63·40	5+	60·90	15+	59·60
A2490	4	N **291-2107**	unit	1+	65·40	5+	62·80	15+	61·50
A24110	4	N **218-1965**	unit	1+	74·60	5+	71·60	15+	70·10
A24125	4	N **291-2113**	unit	1+	75·50	5+	72·50	15+	71·00

Accessories

Description	Stock no.	Price per	0M	€		€		€
Three Phase Filter	N **398-5134**	unit	1+	25·20	10+	24·20	25+	23·70

53TP 25-50A, 530Vac, 3 Phase SSRs



- High reliability
- SCR output
- LED status indicator
- Direct load switching of motors, heaters and transformers
- Dimensions:H30 x W73.4 x D103.8mm
- Terminal Type Screw; Saddle Clamp
- 8pF Input-Output Capacitance

Note: Heat sink not included. For load current de-rating and heat sink details see manufacturers datasheet

Approvals: UL, CSA, VDE

Caution: Derating will limit the maximum load current at temperatures above 25 °C

Isolation Voltage	4000 V ac	Minimum Load Current	50 mA
Load Voltage	48 → 530 V ac	Off State Leakage Current	10 mA
Max On-state Voltage Drop At Rated A	1.6 V		

Manu. Part No.	Control Voltage	Input Current (mA)	Maximum Load Current (A)	Release Voltage	Surge Current Peak (A)	Stock no.
D53TP25D	3 → 32 V dc	10	25	1 V(dc)	250	**184-5983**
D53TP50D	3 → 32 V dc	10	50	1 V(dc)	625	**184-5999**
A53TP25D	90 → 280 V ac	4.4	25	10 V(ac)	250	**218-1915**
A53TP50D	90 → 280 V ac	4.4	50	10 V(ac)	625	**218-1921**

Manu. Part No.	Stock no.	Price per	OM	€		€		€
D53TP25D	**184-5983**	**unit**	1+	**113·00**	5+	**87·00**	15+	**83·00**
D53TP50D	**184-5999**	**unit**	1+	**126·00**	5+	**98·00**	15+	**93·00**
A53TP25D	**218-1915**	**unit**	1+	**117·00**	5+	**91·00**	15+	**86·00**
A53TP50D	**218-1921**	**unit**	1+	**137·00**	5+	**106·00**	15+	**101·00**

Accessories

Description	Stock no.	Price per	OM	€		€		€
Safe Cover	**184-6009**	**unit**	1+	**4·82**	50+	**4·46**	100+	**4·24**
Die cut thermal transfer pad for 3-phase SSR	N **398-5140**	**unit**	1+	**3·39**	50+	**3·14**	100+	**2·98**

DIN Rail, SSR, Series CKRA/CKRD, 10 to 30A, a.c. Output



- 24 to 530Vac switching
- Box clamp terminals
- Ready to mount and use
- Industry standard 22.5mm narrow profile
- Operating Temperature Range -30 to +80°C

Approvals: UL; CSA; VDE

Input-Output Capacitance	8 pF	Off State Leakage Current	10 mA
Isolation Voltage	4000 V ac	Width	22.5 mm
Max On-state Voltage Drop At Rated A	1.6 V	Depth	99 mm
Minimum Load Current	150 mA	Height	88.9 mm

Manu. Part No.	Control Voltage	Input Current (mA)	Load Voltage (V ac)	Maximum Load Current (A)	Surge Current Peak (A)	Stock no.
CKRD2410	4.5 → 32 V dc	20	24 → 280	10	120	**361-7774**
CKRD2420	4.5 → 32 V dc	20	24 → 280	20	250	**361-7780**
CKRD2430	4.5 → 32 V dc	20	24 → 280	30	625	**361-7796**
CKRA2410	90 → 280 V ac	4	24 → 280	10	120	**361-7803**
CKRA2420	90 → 280 V ac	4	24 → 280	20	250	**361-7819**
CKRA2430	90 → 280 V ac	4	24 → 280	30	625	**361-7825**
CKRD4810	4.5 → 32 V dc	20	48 → 530	10	120	**361-7831**
CKRD4820	4.5 → 32 V dc	20	48 → 530	20	250	**361-7847**
CKRD4830	4.5 → 32 V dc	20	48 → 530	30	625	**361-7853**
CKRA4810	90 → 280 V ac	4	48 → 530	10	120	**361-7869**
CKRA4830	90 → 280 V ac	4	48 → 530	30	625	**361-7897**

Manu. Part No.	Stock no.	Price per	OM	€		€		€
CKRD2410	**361-7774**	**unit**	1+	**36·40**	5+	**34·90**	15+	**34·20**
CKRD2420	**361-7780**	**unit**	1+	**41·00**	5+	**39·40**	15+	**38·50**
CKRD2430	**361-7796**	**unit**	1+	**41·60**	5+	**39·90**	15+	**39·10**
CKRA2410	**361-7803**	**unit**	1+	**39·10**	5+	**37·50**	15+	**36·80**
CKRA2420	**361-7819**	**unit**	1+	**47·20**	5+	**45·30**	15+	**44·40**
CKRA2430	**361-7825**	**unit**	1+	**43·80**	5+	**42·00**	15+	**41·20**
CKRD4810	N **361-7831**	**unit**	1+	**41·70**	5+	**40·00**	15+	**39·20**
CKRD4820	**361-7847**	**unit**	1+	**44·30**	5+	**42·50**	15+	**41·60**
CKRD4830	**361-7853**	**unit**	1+	**45·80**	5+	**44·00**	15+	**43·10**
CKRA4810	N **361-7869**	**unit**	1+	**47·60**	5+	**45·70**	15+	**44·70**
CKRA4830	**361-7897**	**unit**	1+	**50·40**	5+	**48·40**	15+	**47·40**

CW Series



- Low off-state leakage
- SCR Output
- LED Status Indicator
- Panel Mount
- Integrated removable fingerproof cover
- Universal connectors
- EMC compliant design

Note: Models with internal overvoltage protection are not suitable for capacitive loads. Heat sink not included. For load current de-rating and heat sink details see manufacturers datasheet

Approvals: UL, VDE

Caution: Derating will limit the maximum load current at temperatures above 25 °C

Max On-state Voltage Drop At Rated A	1.3 V	Off State Leakage Current	1 mA
Minimum Load Current	150 mA	Maximum Turn Off Time	10 ms

Manu. Part No.	Control Voltage	Zero Cross Switching	Input Current (mA)	Surge Current Peak (A)	Load Voltage (V ac)	Release Voltage	Maximum Turn On Time (ms)	Stock no.
CWD2425	3 → 32 V dc	Yes	10	570	24 → 280	1 V(dc)	10	**491-4852**
CWD2450	3 → 32 V dc	Yes	10	810	24 → 280	1 V(dc)	10	**491-4868**
CWD4825	4 → 32 V dc	Yes	10	570	48 → 660	1 V(dc)	10	**491-4874**
CWD4850	4 → 32 V dc	Yes	10	810	48 → 660	1 V(dc)	10	**491-4880**
CWD2425P	3 → 32 V dc	Yes	10	570	24 → 280	1 V(dc)	10	**491-4947**
CWD2450P	3 → 32 V dc	Yes	10	810	24 → 280	1 V(dc)	10	**491-4953**
CWD4825P	4 → 32 V dc	Yes	10	570	48 → 660	1 V(dc)	0.02	**491-4969**
CWD4850P	4 → 32 V dc	Yes	10	810	48 → 660	1 V(dc)	0.02	**491-4975**
CWA2425	120 / 240 V ac	Yes	6	570	24 → 280	10 V(ac)	10	**535-2889**
CWA2425E	24 V ac	Yes	24	810	24 → 280	2 V(ac)	10	**535-2895**
CWA2450	120 / 240 V ac	Yes	6	570	24 → 280	10 V(ac)	10	**535-2902**
CWA2450E	24 V ac	Yes	24	810	24 → 280	2 V(ac)	10	**535-2918**
CWA4825	120 / 240 V ac	Yes	6	570	48 → 660	10 V(ac)	10	**535-2924**
CWA4825E	24 V ac	Yes	24	810	48 → 660	2 V(ac)	10	**535-2930**
CWA4850	120 / 240 V ac	Yes	6	570	48 → 660	10 V(ac)	10	**535-2946**
CWA4850E	24 V ac	Yes	24	810	48 → 660	2 V(ac)	10	**535-2952**

Manu. Part No.	Maximum Load Current (A)	Stock no.	Price per	OM	€		€		€
CWD2425	25	**491-4852**	**unit**	1+	**37·40**	5+	**35·90**	15+	**35·20**
CWD2450	50	**491-4868**	**unit**	1+	**43·70**	5+	**42·00**	15+	**41·10**
CWD4825	25	**491-4874**	**unit**	1+	**43·30**	5+	**41·60**	15+	**40·70**
CWD4850	50	**491-4880**	**unit**	1+	**47·80**	5+	**45·90**	15+	**44·90**
CWD2425P	25	**491-4947**	**unit**	1+	**35·50**	5+	**34·10**	15+	**33·40**
CWD2450P	50	**491-4953**	**unit**	1+	**42·80**	5+	**41·10**	15+	**40·20**
CWD4825P	25	**491-4969**	**unit**	1+	**43·10**	5+	**41·40**	15+	**40·50**
CWD4850P	50	**491-4975**	**unit**	1+	**46·50**	5+	**44·60**	15+	**43·70**
CWA2425	25	**535-2889**	**unit**	1+	**38·10**	5+	**36·60**	15+	**35·80**
CWA2425E	25	**535-2895**	**unit**	1+	**39·80**	5+	**38·20**	15+	**37·40**
CWA2450	25	**535-2902**	**unit**	1+	**42·90**	5+	**41·20**	15+	**40·30**
CWA2450E	50	**535-2918**	**unit**	1+	**44·70**	5+	**42·90**	15+	**42·00**
CWA4825	25	**535-2924**	**unit**	1+	**46·30**	5+	**44·40**	15+	**43·50**
CWA4825E	50	**535-2930**	**unit**	1+	**47·90**	5+	**46·00**	15+	**45·00**
CWA4850	25	**535-2946**	**unit**	1+	**49·30**	5+	**47·30**	15+	**46·30**
CWA4850E	50	**535-2952**	**unit**	1+	**49·80**	5+	**47·80**	15+	**46·80**

DIN Rail Mounting - DRA1 CX Series



- 10mm single channel DIN rail mount SSR assembly
- AC ratings up to 530 VAC and 5 Amps
- Cage style screw terminals for easy connection
- Fits standard 35mm DIN rail
- Includes LED Status indicator

Maximum Switching Current	5 A	Isolation Voltage	4000 V
Mounting Type	DIN Rail	Max On-state Voltage Drop At Rated A	1.4 V
Height	61 mm	Minimum Load Current	0.06 A
Width	10 mm	Off State Leakage Current	0.1 mA
Depth	89.6 mm	Surge Current Peak	239 / 250 A

Manu. Part No.	Control Voltage	Load Voltage (V ac)	Input Current (mA)	Maximum Turn Off Time	Maximum Turn On Time	Features	Stock no.
DRA1-CX240D5	3 → 15 V dc	12 → 280	15	½ cycle	½ cycle	SPST-NO	**701-8519**
DRA1-CX240D5-B	4 → 28 V dc	12 → 280	15	½ cycle	½ cycle	SPST-NC	**701-8516**
DRA1-CX380D5	4 → 15 V dc	48 → 530	15	½ cycle	½ cycle	SPST-NO	**701-8522**
DRA1-CXE240D5	15 → 32 V dc	12 → 280	15	½ cycle	½ cycle	SPST-NO	**701-8547**
DRA1-CXE380D5	15 → 32 V dc	48 → 530	15	½ cycle	½ cycle	SPST-NO	**701-8556**
DRA1-CX240A5	90 → 140 V ac	12 → 280	10	40 µs	10 ms	SPST-NO	**701-8705**

Manu. Part No.	Control Voltage	Stock no.	Price per	OM	€		€		€
DRA1-CX240D5	3 → 15 V dc	**701-8519**	**unit**	1+	**29·93**	5+	**28·43**	15+	**26·94**
DRA1-CX240D5-B	4 → 28 V dc	**701-8516**	**unit**	1+	**33·43**	5+	**31·76**	15+	**30·09**
DRA1-CX380D5	4 → 15 V dc	**701-8522**	**unit**	1+	**32·82**	5+	**31·18**	15+	**29·54**
DRA1-CXE240D5	15 → 32 V dc	**701-8547**	**unit**	1+	**29·93**	5+	**28·43**	15+	**26·94**
DRA1-CXE380D5	15 → 32 V dc	**701-8556**	**unit**	1+	**32·82**	5+	**31·18**	15+	**29·54**
DRA1-CX240A5	90 → 140 V ac	**701-8705**	**unit**	1+	**31·14**	5+	**29·58**	15+	**28·03**

DIN Rail Mounting - DRA1-SPF Series



- 10mm single channel DIN rail mount SSR assembly
- AC ratings up to 530 VAC and 8 A
- SPST-NO control
- Cage style screw terminals for easy connection
- Fits standard 35mm DIN rail
- DC control versions include an LED status indicator

Description	Stock no.	Price per	OM	€		€		€
280Vac 10A, 15-32Vdc i/p +LED	N **701-8660**	**unit**	1+	**36·70**	5+	**35·23**	15+	**34·50**

D/TD 20-40A, 240Vac, ac O/P, Dual & Quad SSRs

crydom

- Zero Voltage Switching
- Integral snubber circuit
- Dimensions: H33.2 x W45.7 x D58.4mm
- Terminal Type Fastons; Square Pins
- 8pF Input-Output Capacitance

Note: Heat sink not included. For load current de-rating and heat sink details see manufacturers datasheet

Approvals: UL; CSA; VDE

Caution: Derating will limit the maximum load current at temperatures above 25 °C



Control Voltage	4 → 15 V dc	Minimum Load Current	150 mA
Input Current	12 mA	Off State Leakage Current	10 mA
Load Voltage	24 → 280 V ac	Release Voltage	1 V(dc)
Max On-state Voltage Drop At Rated A	1.6 V		

Description	Isolation Voltage (V ac)	Maximum Load Current (A)	Surge Current Peak (A)	Manu. Part No.	Stock no.
SCR O/P (Dual SSR)	4000	25	250	D2425D	**228-7669**
SCR O/P (Dual SSR)	4000	40	625	D2440D	**228-7675**
Triac O/P (Quad SSR)	2500	20	250	TD2420Q	**228-8599**

Manu. Part No.	Stock no.	Price per	OM	€		€		€
D2425D	**228-7669**	**unit**	1+	**60·60**	5+	**58·20**	15+	**57·00**
D2440D	**228-7675**	**unit**	1+	**66·00**	5+	**63·40**	15+	**62·00**
TD2420Q	**228-8599**	**unit**	1+	**98·40**	5+	**94·50**	15+	**92·50**

Accessories

Description	Stock no.	Price per	OM	€		€		€
Die cut thermal transfer pad for SSRs	**398-6323**	**unit**	1+	**3·23**	50+	**3·07**	100+	**2·91**

EZ Series-5/12/18A ac Flat-pack SSRs

crydom

- Zero-cross switching
- Dimensions: H23.5 x W38 x D66.3mm
- Terminal Type Faston; Flat Blade
- 8pF Input-Output Capacitance

Note: Heat sink not included. For load current de-rating and heat sink details see manufacturers datasheet

Approvals: UL, CSA, VDE

Caution: Derating will limit the maximum load current at temperatures above 25 °C



Isolation Voltage	4000 V ac	Minimum Load Current	150 mA
Load Voltage	24 → 280 V ac	Off State Leakage Current	0.1 mA
Max On-state Voltage Drop At Rated A	1.5 V		

Manu. Part No.	Control Voltage	Input Current (mA)	Maximum Load Current (A)	Release Voltage	Surge Current Peak (A)	Stock no.
EZ240D5	4 → 15 V dc	15	5	1 V(dc)	40	**346-384**
EZ240D12S	3 → 15 V dc	15	12	1 V(dc)	150	**394-535**
EZ240D18S	3 → 15 V dc	15	18	1 V(dc)	200	**228-8612**
EZ240A12S	90 → 140 V ac	10	5	10 V(ac)	150	**228-8628**
EZ240A12	90 → 140 V ac	10	12	10 V(ac)	150	**228-8634**

Manu. Part No.	Stock no.	Price per	OM	€		€		€
EZ240D5	**346-384**	**unit**	1+	**15·40**	10+	**14·80**	25+	**14·50**
EZ240D12S	**394-535**	**unit**	1+	**19·30**	10+	**18·50**	25+	**18·10**
EZ240D18S	**228-8612**	**unit**	1+	**19·40**	10+	**18·60**	25+	**18·20**
EZ240A12S	N **228-8628**	**unit**	1+	**20·30**	10+	**19·50**	25+	**19·10**
EZ240A12	N **228-8634**	**unit**	1+	**19·80**	10+	**19·00**	25+	**18·60**

H12 50-90A, 480Vac, ac O/P SSRs

crydom

- SCR output
- AC loads to 90Amps
- Load voltages up to 660Vac
- Zero-voltage switching
- Dimensions: H22.9 x W45.7 x D58.4mm
- Terminal Type Screw; Saddle Clamp
- 8pF Input-Output Capacitance

Note: Heat sink not included. For load current de-rating and heat sink details see manufacturers datasheet

Approvals: UL; CSA; VDE

Caution: Derating will limit the maximum load current at temperatures above 25 °C



Control Voltage	4 → 32 V dc	Max On-state Voltage Drop At Rated A	1.6 V
Input Current	15 mA	Minimum Load Current	150 mA
Isolation Voltage	4000 V ac	Off State Leakage Current	1 mA
Load Voltage	48 → 660 V ac	Release Voltage	1 V(dc)

Manu. Part No.	Maximum Load Current (A)	Surge Current Peak (A)	Stock no.
H12WD4850	50	625	**291-2359**
H12WD4890	90	1200	**291-2337**

Manu. Part No.	Stock no.	Price per	OM	€		€		€
H12WD4850	**291-2359**	**unit**	1+	**46·90**	5+	**45·00**	15+	**44·10**
H12WD4890	**291-2337**	**unit**	1+	**53·60**	5+	**51·50**	15+	**50·40**

Accessories

Description	Stock no.	Price per	OM	€		€		€
Die cut thermal transfer pad for SSRs	**398-6323**	**unit**	1+	**3·23**	50+	**3·07**	100+	**2·91**

Series HD/HA 12-125A 480, 600Vac O/P

crydom

- 1200V blocking capacity
- SCR Output
- Low input current requirements, dc versions: 2mA, ac versions: 4mA
- Terminal Type Screw; Saddle Clamp
- Input-output Capacitance: 8pF
- Isolation Voltage 4kVrms
- Dimensions: H22.9 x D58.4 x W45.7mm

Note: Heat sink not included. For load current de-rating and heat sink details see manufacturers datasheet

Approvals: UL recognised component for Canada and US, VDE

Caution: Derating will limit the maximum load current at temperatures above 25 °C



Max On-state Voltage Drop At Rated A 1.7 V

Manu. Part No.	Control Voltage	Load Voltage	Minimum Load Current (mA)	Surge Current Peak (A)	Maximum Turn Off Time	Maximum Turn On Time	Stock no.
HD4812	3 → 32 V dc	48 → 530 V	40	140	½ cycle	½ cycle	**352-496**
HD4840	3 → 32 V dc	48 → 530 V	40	250	½ cycle	½ cycle	**352-503**
HD4850	3 → 32 V dc	48 → 530 V	40	625	½ cycle	½ cycle	**352-890**
HD4875	3 → 32 V dc	48 → 530 V	40	1000	½ cycle	½ cycle	**291-2141**
HD4890	3 → 32 V dc	48 → 530 V	40	1200	½ cycle	½ cycle	**353-449**
HD48110	3 → 32 V dc	48 → 530 V	150	1500	½ cycle	½ cycle	**218-1971**
HD48125	3 → 32 V dc	48 → 530 V	150	1750	½ cycle	½ cycle	**244-9097**
HD6025	3 → 32 Vdc	48 → 600 Vac	40	250	½ cycle	½ cycle	**291-2258**
HD6050	3 → 32 V dc	48 → 660 V ac	40	625	½ cycle	½ cycle	**291-2242**
HD6090	3 → 32 V dc	48 → 660 V ac	40	1200	½ cycle	½ cycle	**291-2270**
HD60125	3 → 32 V dc	48 → 660 V ac	150	1750	½ cycle	½ cycle	**291-2264**
HA4812	90 → 280 V ac	48 → 530 V	40	140	40 ms	40 ms	**291-1902**
HA4825	90 → 280 V ac	48 → 530 V	40	250	40 ms	40 ms	**291-2179**
HA4850	90 → 280 V ac	48 → 530 V	40	625	40 ms	40 ms	**291-2185**
HA4875	90 → 280 V ac	48 → 530 V	40	1000	40 ms	40 ms	**291-2191**
HA4890	90 → 280 V ac	48 → 530 V	40	1200	40 ms	40 ms	**291-2208**
HA48110	90 → 280 V ac	48 → 530 V	150	1500	40 ms	40 ms	**218-1987**
HA6025	90 → 280 V ac	48 → 660 V ac	40	250	10 ms	40 ms	**291-2321**
HA6050	90 → 280 V ac	48 → 660 V ac	40	625	10 ms	40 ms	**291-2315**
HA60125	90 → 280 V ac	48 → 660 V ac	150	1750	10 ms	40 ms	**291-2292**

Manu. Part No.	Maximum Load Current (A)	Stock no.	Price per	OM	€		€		€
HD4812	12	**352-496**	**unit**	1+	**43·30**	5+	**41·60**	15+	**40·70**
HD4840	25	**352-503**	**unit**	1+	**45·60**	5+	**43·80**	15+	**42·90**
HD4850	50	**352-890**	**unit**	1+	**59·10**	5+	**56·70**	15+	**55·60**
HD4875	75	**291-2141**	**unit**	1+	**77·00**	5+	**73·90**	15+	**72·40**
HD4890	90	**353-449**	**unit**	1+	**82·40**	5+	**79·10**	15+	**77·50**
HD48110	110	N **218-1971**	**unit**	1+	**78·20**	5+	**75·10**	15+	**73·50**
HD48125	125	**244-9097**	**unit**	1+	**89·10**	5+	**85·50**	15+	**83·80**
HD6025	25	**291-2258**	**unit**	1+	**40·90**	5+	**39·30**	15+	**38·40**
HD6050	50	**291-2242**	**unit**	1+	**46·70**	5+	**44·80**	15+	**43·90**
HD6090	90	**291-2270**	**unit**	1+	**74·90**	5+	**71·90**	15+	**70·40**
HD60125	125	**291-2264**	**unit**	1+	**83·80**	5+	**80·40**	15+	**78·80**
HA4812	12	N **291-1902**	**unit**	1+	**44·50**	5+	**42·70**	15+	**41·80**
HA4825	25	**291-2179**	**unit**	1+	**47·20**	5+	**45·30**	15+	**44·40**
HA4850	50	**291-2185**	**unit**	1+	**47·90**	5+	**46·00**	15+	**45·00**
HA4875	75	N **291-2191**	**unit**	1+	**77·80**	5+	**74·70**	15+	**73·10**
HA4890	90	**291-2208**	**unit**	1+	**75·00**	5+	**72·00**	15+	**70·50**
HA48110	110	N **218-1987**	**unit**	1+	**85·70**	5+	**82·30**	15+	**80·60**
HA6025	25	N **291-2321**	**unit**	1+	**49·90**	5+	**47·90**	15+	**46·90**
HA6050	50	N **291-2315**	**unit**	1+	**50·80**	5+	**48·80**	15+	**47·80**
HA60125	125	N **291-2292**	**unit**	1+	**93·00**	5+	**89·30**	15+	**87·40**

Accessories

Description	Stock no.	Price per	OM	€		€		€
Die cut thermal transfer pad for SSRs	**398-6323**	**unit**	1+	**3·23**	50+	**3·07**	100+	**2·91**

DIN Rail Mount SSR's

OMRON

- Replaceable SSR power cartridge
- DIN rail or surface mounting options
- Finger protected terminals
- LED input status indicator
- Thermal overload indicator changes colour permanently to indicate possibility of a damaged power cartridge
- Inputs may be 'commoned' via integral linking terminals
- Release Voltage 1 Vdc (Min)
- Operating Temperature Range -30 to +80°C

Approvals: UL; CSA; VDE



Input Current	7 mA	Depth	100 mm
Isolation Voltage	4000 V ac	Height	100 mm

Manu. Part No.	Control Voltage (V dc)	Load Voltage (V ac)	Maximum Load Current (A)	Minimum Load Current (mA)	Off State Leakage Current (mA)	Width (mm)	Stock no.
G3PA-210B-VD DC5-24	5 → 24	75 → 264	10	100	10	27	**376-004**
G3PA-220B-VD DC5-24	5 → 24	75 → 264	20	100	10	37	**376-010**
G3PA-240B-VD DC5-24	5 → 24	75 → 264	40	500	20	47	**376-026**
G3PA-260B-VD DC5-24	5 → 24	75 → 264	60	500	20	37	**803-095**
G3PA-420B-VD DC12-24	12 → 24	200 → 480	20	500	20	37	**513-3638**
G3PA-430B-VD DC12-24	12 → 24	200 → 480	30	500	20	47	**513-3644**

42

continued on next page

continued from previous page

Manu. Part No.	Stock no.	Price per	OM	€		€		€
G3PA-210B-VD DC5-24	376-004	unit	1+	47·20	5+	45·30	15+	44·40
G3PA-220B-VD DC5-24	376-010	unit	1+	49·50	5+	47·50	15+	46·50
G3PA-240B-VD DC5-24	376-026	unit	1+	74·70	5+	71·70	15+	70·20
G3PA-260B-VD DC5-24	803-095	unit	1+	139·10	5+	132·10	15+	125·19
G3PA-420B-VD DC12-24	513-3638	unit	1+	95·70	5+	91·90	15+	90·00
G3PA-430B-VD DC12-24	513-3644	unit	1+	129·90	5+	123·44	15+	116·89

Accessories

Description	Stock no.	Price per	OM	€		€		€
Power cartridge, 10A, 75-264Vac	376-054	unit	1+	27·40	5+	26·30	15+	25·80
Power cartridge, 20A, 75-264Vac	376-060	unit	1+	28·30	5+	27·20	15+	26·60
Power cartridge, 40A, 75-264Vac	376-076	unit	1+	51·30	5+	49·20	15+	48·20
Power cartridge, 20A, 150-440Vac	538-3451	unit	1+	81·90	5+	78·60	15+	77·00
Replacement power cartridge	538-3467	unit	1+	98·60	5+	94·70	15+	92·70

Instantaneous Switching

GN Series Single Phase AC Relays, IP20

- Surface mount
- Transient protection by transorbs
- Back to back thyristor switching (SCR)
- IP20 integral cover
- LED display of input status
- Direct copper bonded technology
- Dimensions W45mm, D60.2mm, H35mm

Approvals: UL, cUL, CSA, TUV

Caution: Current derating must be applied at temperatures above 25°C



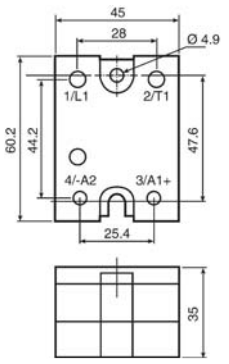

Max On-state Voltage Drop At Rated A	1.4 V	Input Current	14 mA
Minimum Load Current	100 mA	Maximum Load Current	50 A
Control Voltage	4 → 32 V dc	Off State Leakage Current	20 mA
Load Voltage	48 → 660 V ac	Surge Current Peak	780 A

Manu. Part No.	Stock no.	Price per	OM	€		€		€
84137320	N 362-2366	unit	1+	39·30	5+	37·70	15+	36·90

Asynchronous solid state relays, GN series

- Solid state relay for panel mounting with an LED display to indicate input status.
- The housing is mounted on an aluminium base.
- These solid state relays have RC filter protection.
- Instantaneous switching with protective cover.

Approvals: UL



Input characteristics			
Max. input current:	10mA		
Control voltage:	4 → 32 Vdc		
Release voltage:	1V		
Output characteristics			
Holding current:	100mA		
Operating frequency:	47 → 80 Hz		
Operating range:	24 → 280 Vac	48 → 660 Vac	
Max. leakage current:	15 mA	20 mA	
General characteristics			
Input/output isolation voltage:	4000 V		
Input/output capacity:	8 pF		
Operating temperature:	-20 °C → +80 °C		

Manu. Part No.	Maximum Load Current (A)	Description	Stock no.
84137210	25	Input 4 to 32 Vdc / output 24 → 280 Vac - I = 25 A	509-1297
84137220	50	Input 4 to 32 Vdc / output 24 → 280 Vac - I = 50 A	509-1304
84137310	25	Input 4 to 32 VDC / output 48 → 660 VAC - I = 25 A	509-1348

Manu. Part No.	Maximum Load Current (A)	Stock no.	Price per	OM	€		€		€
84137210	25	N 509-1297	unit	1+	27·90	5+	26·80	15+	26·20
84137220	50	N 509-1304	unit	1+	32·10	5+	30·80	15+	30·20
84137310	25	N 509-1348	unit	1+	34·70				

GN0 Series Three Phase Motor Reversing Relay - DC Input



The GN0 solid-state relay is designed to reverse the direction of a motor by switching two of the three phases. Two legs of the three-phase network are wired to the output of the GN0, with the third leg being tied to the motor either directly or through a separate solid-state relay. When the control signal is applied to the input's forward ("F") terminals, the output SCR's switch power to the motor. When the control signal is applied to the input's reverse ("R") terminals, the two legs of the output are reversed. If the control signal is applied to both the forward and reverse terminals simultaneously, the outputs of the relay shut off.

- Three-phase solid-state relay
- DBC substrate for superior thermal performance
- Epoxy-free design reduces internal component stress
- Back-to-Back dual SCR output for heavy industrial loads
- 100k-cycle UL508 endurance rating for enhanced reliability
- No external transient protection required (internal TVS)
- EMC Compliant for reliable operation in harsh environments

Note: Heat sink not included. For load current de-rating and heat sink details see manufacturers datasheet

Approvals: UL, CSA, TUV

Control Voltage	4 → 32 V dc	Dimensions	H79.74 x W121.28 x D35.43 mm
Load Voltage	48 → 530 V ac	Operating Temperature Range	-40 to +80 °C
Mounting Type	Surface		

Manu. Part No.	Maximum Switching Current (A)	Stock no.	Price per	OM	€		€		€
GN025DSR	25	N 480-611	unit	1+	134·00	5+	127·27	15+	120·64
GN050DSR	50	N 480-645	unit	1+	162·00	5+	153·91	15+	145·82

GNR Series, Three Phase with Integrated Heat Sink, 90mm Wide



- 22.5mm DIN rail or panel mounting
- Triac and SCR output with overvoltage and transient protection
- Direct bonded copper technology
- IP20 integrated cover
- LED display of input status
- Epoxy free design
- Dimensions: W90mm, D88.2mm, H123.9mm

Approvals: UL recognised; CSA;TUV

Caution: Current derating must be applied at temperatures above 25°C

Series	GNR	Maximum Switching Current	3 x 25 A
Control Voltage	4 → 32 V dc	Zero Cross Switching	No
Load Voltage	48 → 600 V		

Manu. Part No.	Stock no.	Price per	OM	€		€		€
GNR25DCR	N 536-1906	unit	1+	131·00	5+	101·00	15+	96·00

GNR series, single-phase. 22.5 mm wide



- 90 mm DIN rail or panel mounting.
- Static output with overvoltage and transient protection.
- Ready-to-use direct connection.
- Zero voltage and instantaneous switching.
- IP 20 integrated protective housing.
- LED input status display.
- Epoxy-free design.

Approvals: UL recognised; CSA; TUV

Caution: Current derating applies only to temperatures above 25°C

Series	GNR	Mounting Type	DIN rail
Control Voltage	4 → 32 V dc	Dimensions	22.5 mm
Load Voltage	48 → 600 V	Zero Cross Switching	No
Maximum Switching Current	30 A		

Manu. Part No.	Stock no.	Price per	OM	€		€		€
GNR30DCR	536-2735	unit	1+	43·70	5+	42·00	15+	41·10

Series 1, 10-125A, 240Vac, ac O/P SSRs



- 600V blocking capacity
- SCR Output
- Internal snubber circuitry
- Filter, cover and thermal pads available
- Terminal Type Screw; Saddle Clamp
- Input-output Capacitance: 8pF
- Isolation Voltage 4kVrms
- Dimensions: H22.9 x D58.4 x W45.7mm

Note: Heat sink not included. For load current de-rating and heat sink details see manufacturers datasheet

Caution: Derating will limit the maximum load current at temperatures above 25 °C

Load Voltage	24 → 280 V ac	Maximum Load Current	50 A
Off State Leakage Current	10 mA	Minimum Load Current	40 mA
Control Voltage	3 → 32 Vdc	Surge Current Peak	625 A
Input Current	20 mA	Maximum Turn On Time	0.02 ms
Release Voltage	1 V(dc)	Maximum Turn Off Time	½ cycle

Manu. Part No.	Stock no.	Price per	OM	€		€		€
D2450-10	291-2034	unit	1+	39·90	5+	38·30	15+	37·50

Accessories

continued on next page

continued from previous page

Description	Stock no.	Price per	OM	€		€		€
Die cut thermal transfer pad for SSRs	398-6323	unit	1+	3·23	50+	3·07	100+	2·91

CW Series

crydom



- Low off-state leakage
- SCR Output
- LED Status Indicator
- Panel Mount
- Integrated removable fingerproof cover
- Universal connectors
- EMC compliant design

Note: Models with internal overvoltage protection are not suitable for capacitive loads. Heat sink not included. For load current de-rating and heat sink details see manufacturers datasheet

Approvals: UL, VDE

Caution: Derating will limit the maximum load current at temperatures above 25 °C

Dimensions	H47.5 x W25.4 x D33 mm
Operating Temperature Range	-40 to +80 °C

Control Voltage	Load Voltage (V ac)	Maximum Switching Current (A)	Manu. Part No.	Stock no.
3 → 32 V dc	24 → 280	25	CWD2425-10	491-4896
120 / 240 V ac	24 → 280	25	CWA2425-10	480-538
120 / 240 V ac	24 → 280	50	CWA2450-10	480-548
120 / 240 V ac	48 → 660	25	CWA4825-10	480-576
120 / 240 V ac	48 → 660	50	CWA4850-10	480-601
3 → 32 V dc	24 → 280	50	CWD2450-10	491-4919
4 → 32 V dc	48 → 660	25	CWD4825-10	491-4925
4 → 32 V dc	48 → 660	50	CWD4850-10	491-4931

Manu. Part No.	Stock no.	Price per	OM	€		€		€
CWD2425-10	491-4896	unit	1+	35·50	5+	34·10	15+	33·40
CWA2425-10	N 480-538	unit	1+	33·80	5+	32·40	15+	31·80
CWA2450-10	N 480-548	unit	1+	30·80	5+	29·60	15+	29·00
CWA4825-10	N 480-576	unit	1+	44·50	5+	42·70	15+	41·80
CWA4850-10	N 480-601	unit	1+	49·80	5+	47·80	15+	46·80
CWD2450-10	491-4919	unit	1+	41·50	5+	39·80	15+	39·00
CWD4825-10	491-4925	unit	1+	43·10	5+	41·40	15+	40·50
CWD4850-10	491-4931	unit	1+	46·50	5+	44·60	15+	43·70

Series HD/HA Solid State Relay ac O/P

crydom



- 1200V blocking capacity
- SCR Output
- Low input current requirements, dc versions: 2mA, ac versions: 4mA
- Terminal Type Screw; Saddle Clamp
- Input-output Capacitance: 8pF
- Isolation Voltage 4kVrms
- Dimensions: H22.9 x D58.4 x W45.7mm

Note: Heat sink not included. For load current de-rating and heat sink details see manufacturers datasheet

Approvals: UL recognised component for Canada and US, VDE

Caution: Derating will limit the maximum load current at temperatures above 25 °C

Control Voltage	3 → 32 V dc	Off State Leakage Current	10 mA
Release Voltage	1 V(dc)	Surge Current Peak	625 A
Maximum Load Current	90 A	Maximum Turn Off Time	½ cycle
Minimum Load Current	40 mA	Maximum Turn On Time	0.02 ms

Manu. Part No.	Stock no.	Price per	OM	€		€		€
HD4890-10	353-455	unit	1+	75·00	5+	72·00	15+	70·50

Accessories

Description	Stock no.	Price per	OM	€		€		€
Die cut thermal transfer pad for SSRs	398-6323	unit	1+	3·23	50+	3·07	100+	2·91

DC Switching

SCC series, solid state DC relays

celduc® relais



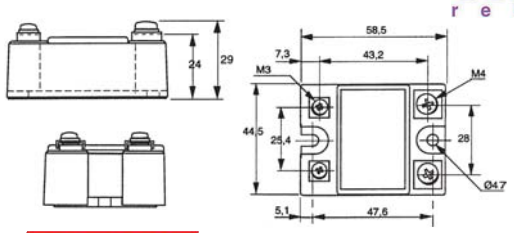

NEW

- SCC relays are power relays for use with direct current.
- For switching direct loads on networks.
- The power element used on these relays is a double pole transistor.

Input characteristics (at 20 °C):	10 - 32 Vdc	
Nominal voltage:	0.8 Vdc	
Release voltage:	1 mA	
Operating current:	2200 Ω	
Input impedance:	8 pF	
Output characteristics (at 20 °C):	200 µs	
Stock no.	**231-3538**	**231-3544**
Operating range:	2 → 60 Vdc	2 → 200 VDC
Nominal current:	15 A	15 A
Min. charging current:	5 mA	5 mA
Input/output isolation voltage:	2500 V_{RMS}	2500 V_{RMS}
Input/output capacity:	300 µs	
Operating frequency:	0 → 500 Hz	
Operating temperature:	–40 °C → +80 °C	
Time to closure:	-	
Time to opening:	-	

Manu. Part No.	Stock no.	Price per	OM	€		€		€
SCC21506	N 231-3538	unit	1+	58·83	12+	54·72	25+	50·01 ➤
SCC21520	N 231-3544	unit	1+	141·71	5+	136·05	10+	133·21

Relays for DIN rail mounting, GMS series

Crouzet



- Solid state relays for DIN rail mounting.
- LED display to indicate input status.
- Zero voltage switching.

Width of module:	17.9 mm	Input impedance:	regulated input
Input characteristics (at 25 °C):		Input/output capacity:	8 pF
Control voltage:	4 → 32 Vdc		

Output characteristics (at 25 °C):		
Version:	**continuous**	**AC**
Nominal voltage:	5 → 48 Vdc	12 → 280 Vac
Max. current:	3 A	5A
Min. charging current:	10 mA eff.	50 mA eff.
Time to closure:	50 µs	8.33 ms
Time to opening:	50 µs	8.33 ms
Max. leakage current:	10 µA	2 mA eff.
Operating temperature:	–30°C → +80°C	

Manu. Part No.	Stock no.	Price per	OM	€		€		€
84130104	N 231-3241	unit	1+	30·30	5+	29·10	15+	28·50
84130105	N 231-3257	unit	1+	33·00	5+	31·70	15+	31·00

Solid state relays, GND series

Crouzet



- Single-phase solid state relays for panel mounting, with a protective cover.
- Switchable power from 10 → 30 A.
- Screw terminal connections.
- Control voltage 3 → 32 Vdc

Output characteristics			FET: 2
holding current (mAeff)	Double pole 10 A:10 FET 30A:1	Disengagement response time (ms)	Double pole: 200 FET: 100
Rth junction / enclosure (°C/W)	Double pole 10 A:3.75 FET 30A:2.45	**General characteristics**	
Input characteristics		Temperature for use:	-20 °C → +80 °C
Release voltage (V):	1	Input / Output insulation (Ceff)	4000
Max. regulated current (mA):	Double pole: 14.5 FET: 20	Dielectric strength (Veff):	2500
		Input / Output capacity (pF):	8
Engagement response time (ms)	Double pole: 100	Weight:	114 g

Description	Maximum Load Current (A)	Manu. Part No.	Stock no.
Double pole version, 10 A, 3 → 60 Vdc	10	84137750	509-1382
FET version, 30 A, 1 → 50 Vdc	30	84137870	509-1411

Manu. Part No.	Stock no.	Price per	OM	€		€		€
84137750	N 509-1382	unit	1+	27·00	5+	25·90	15+	25·40
84137870	N 509-1411	unit	1+	40·10				

DIN Rail SSR, CKM Series

crydom

NEW



- MOSFET output
- Low leakage
- Integral heatsink
- Box clamp terminals
- Ground terminal included
- DIN rail & panel mount
- Status indicating LED
- DC Control

Control Voltage	4 → 32 V dc	Dimensions	H81.9 x W22.5 x D99 mm
Load Voltage	0 → 60 V dc	Operating Temperature Range	-40 to +80 °C
Mounting Type	DIN Rail		

Maximum Switching Current (A)	Manu. Part No.	Stock no.	Price per	OM	€		€		€
10	CKM0610	N 480-639	unit	1+	54·70	5+	52·50	15+	51·40
20	CKM0620	N 480-633	unit	1+	60·50	5+	58·10	15+	56·90
30	CKM0630	N 480-623	unit	1+	72·80	5+	69·90	15+	68·40

DIN Rail Mount - DRA1-CMX Series

crydom



- 10mm single channel DIN rail mount SSR assembly
- DC ratings up to 200 Vdc and 8 A
- 3-10 and 20-28Vdc control
- SPST-NO function
- Cage style screw terminals for easy connection
- Fits standard 35mm DIN rail
- Includes LED Status indicator

Mounting Type	DIN Rail	Maximum Turn Off Time	300 µs
Height	61 mm	Maximum Turn On Time	1 ms
Width	10 mm	Minimum Load Current	0 A
Depth	89.6 mm	Off State Leakage Current	100 µAdc
Isolation Voltage	2500 V	Release Voltage	1.0 Vdc

continued on next page

continued from previous page

Manu. Part No.	Control Voltage (V dc)	Load Voltage (V dc)	Maximum Switching Current (A)	Input Current (mA)	Max On-state Voltage Drop At Rated A (V dc)	Surge Current Peak (A)	Stock no.
DRA1-CMX100D10	3 → 10	1 → 100	10	15	0.1	100	701-8468
DRA1-CMX100D6	3 → 10	1 → 100	6	15	0.24	100	701-8461
DRA1-CMX200D3	3 → 10	1 → 200	3	15	0.6	30	701-8465
DRA1-CMX60D10	3 → 10	1 → 60	10	15	0.18	100	701-8474
DRA1-CMX60D5	3 → 10	1 → 60	5	15	0.5	60	701-8477
DRA1-CMXE100D10	20 → 28	1 → 100	10	12	0.1	100	701-8471
DRA1-CMXE100D6	20 → 28	1 → 100	6	12	0.24	100	701-8483
DRA1-CMXE200D3	20 → 28	1 → 200	3	12	0.6	30	701-8496
DRA1-CMXE60D10	20 → 28	1 → 60	10	12	0.18	100	701-8493
DRA1-CMXE60D5	20 → 28	1 → 60	5	12	0.5	60	701-8506

Manu. Part No.	Control Voltage (V dc)	Stock no.	Price per	OM	€		€		€
DRA1-CMX100D10	3 → 10	701-8468	unit	1+	52·11	5+	49·50	15+	46·90
DRA1-CMX100D6	3 → 10	701-8461	unit	1+	48·07	5+	45·67	15+	43·26
DRA1-CMX200D3	3 → 10	701-8465	unit	1+	49·52	5+	47·04	15+	44·57
DRA1-CMX60D10	3 → 10	701-8474	unit	1+	48·07	5+	45·67	15+	43·26
DRA1-CMX60D5	3 → 10	701-8477	unit	1+	42·68	5+	40·55	15+	38·41
DRA1-CMXE100D10	20 → 28	701-8471	unit	1+	52·11	5+	49·50	15+	46·90
DRA1-CMXE100D6	20 → 28	701-8483	unit	1+	48·07	5+	45·67	15+	43·26
DRA1-CMXE200D3	20 → 28	701-8496	unit	1+	49·52	5+	47·04	15+	44·57
DRA1-CMXE60D10	20 → 28	701-8493	unit	1+	48·07	5+	45·67	15+	43·26
DRA1-CMXE60D5	20 → 28	701-8506	unit	1+	42·68	5+	40·55	15+	38·41

DIN Rail Mount - DRA1-MP Series

crydom

- 10mm single channel DIN rail mount SSR assembly
- DC ratings 60 VDC and 3 A
- 3-32 Vdc control
- Cage style screw terminals for easy connection
- Fits standard 35mm DIN rail



Control Voltage	3 → 32 V dc	Input Current	2.6 mA
Load Voltage	3 → 60 V dc	Isolation Voltage	4000 V
Maximum Switching Current	3 A	Max On-state Voltage Drop At Rated A	1.5 V dc
Mounting Type	DIN Rail	Maximum Turn Off Time	0.10 µs
Height	62.2 mm	Maximum Turn On Time	0.10 ms
Width	10 mm	Minimum Load Current	0.02 A
Depth	89.6 mm		

Description	Manu. Part No.	Stock no.	Price per	OM	€		€		€
60Vdc 3A NO, 3-32Vdc input	DRA1-MPDCD3	701-8623	unit	1+	36·75	5+	34·91	15+	33·08
60Vdc 3A NC, 3-32Vdc input	DRA1-MPDCD3-B	701-8635	unit	1+	40·25	5+	38·24	15+	36·22

7 to 100A dc Switching

crydom

- SSRs for controlling dc loads
- Extremely long operating life
- MOSFET technology relays can be connected in parallel to switch higher load currents
- Applications include dc motors, lamps, solenoids
- Terminal Type Screw; Saddle Clamp
- Operating Temperature Range -30 to +80°C
- Dimensions: H22.9 x W45.7 x D58.4
- Max. Input to output Capacitance: 50pF
- Panel Mount
- Internal over voltage protection for the SSC Series

Note: Heat sink not included. For load current de-rating and heat sink details see manufacturers datasheet

Caution: Derating will limit the maximum load current at temperatures above 25 °C



Isolation Voltage	2500 V ac		
Release Voltage	1 V(dc)		

Manu. Part No.	Max On-state Voltage Drop At Rated A (V dc)	Off State Leakage Current (mA)	Minimum Load Current (mA)	Maximum Load Current (A)	Surge Current Peak (A)	Control Voltage (V dc)	Stock no.
D06D60	0.6	10	5	60	180	3.5 → 32	393-9377
D06D80	0.7	20	5	80	220	3.5 → 32	393-9383
D06D100	0.5	30	5	100	270	3.5 → 32	393-9399
D1D07	2.0	10	20	7	15	3.5 → 32	291-2545
D1D12	1.6	20	20	12	28	3.5 → 32	200-2042
D1D20	2.1	30	20	20	42	3.5 → 32	200-2058
D1D40	2.1	30	20	40	106	3.5 → 32	200-2064
D2D07	2.0	10	20	7	22	3.5 → 32	291-2646
D2D12	2.8	30	20	12	27	3.5 → 32	241-3947
D4D07	4.2	30	20	7	17	3.5 → 32	291-2618
D4D12	4.2	30	20	12	36	3.5 → 32	291-2602
D5D10	5.5	30	20	10	29	3.5 → 32	241-3953
SSC800-25-12	1.6	30	20	25	75	8 → 16	535-3012
SSC800-25-24	1.6	30	20	25	75	20 → 28	535-3028
SSC1000-25-12	1.6	30	20	25	75	8 → 16	535-3034
SSC1000-25-24	1.6	30	20	25	75	20 → 28	535-3056

Manu. Part No.	Load Voltage (V dc)	Stock no.	Price per	OM	€		€		€
D06D60	0 → 60	393-9377	unit	1+	75·20	5+	72·20	15+	70·70
D06D80	0 → 60	393-9383	unit	1+	84·50	5+	80·30	15+	76·00
D06D100	0 → 60	393-9399	unit	1+	106·60	5+	101·30	15+	95·90

Manu. Part No.	Load Voltage (V dc)	Stock no.	Price per	OM	€		€		€
D1D07	0 → 100	291-2545	unit	1+	43·90	5+	42·10	15+	41·30
D1D12	0 → 100	200-2042	unit	1+	48·00	5+	46·10	15+	45·10
D1D20	0 → 100	200-2058	unit	1+	53·20	5+	51·10	15+	50·00
D1D40	0 → 100	200-2064	unit	1+	69·50	5+	66·70	15+	65·30
D2D07	0 → 200	N 291-2646	unit	1+	53·10	5+	51·00	15+	49·90
D2D12	0 → 200	241-3947	unit	1+	61·20	5+	58·80	15+	57·50
D4D07	0 → 400	291-2618	unit	1+	60·70	5+	58·30	15+	57·10
D4D12	0 → 400	291-2602	unit	1+	82·10	5+	78·80	15+	77·20
D5D10	0 → 500	241-3953	unit	1+	74·30	5+	71·30	15+	69·80
SSC800-25-12	0 → 800	N 535-3012	unit	1+	150·00	5+	109·00	15+	103·00
SSC800-25-24	0 → 800	N 535-3028	unit	1+	150·00	5+	109·00	15+	103·00
SSC1000-25-12	0 → 1000	N 535-3034	unit	1+	137·60	5+	130·70	15+	123·80
SSC1000-25-24	0 → 1000	N 535-3056	unit	1+	137·60	5+	130·70	15+	123·80

Peak Switching

Series PS Peak Switching Relay

crydom

- AC switching to 280Vac
- AC load switching to 50A
- Peak voltage switching
- Panel mount
- Dimensions: H22.9 x W45.7 x D47.5

Note: Heat sink not included. For load current de-rating and heat sink details see manufacturers datasheet

Approvals: UL/cUL

Caution: Derating will limit the maximum load current at temperatures above 25 °C



Control Voltage	3 → 32 V dc	Minimum Load Current	40 mA
Input Current	2 mA	Maximum Turn Off Time	10 ms
Isolation Voltage	4000 V ac	Maximum Turn On Time	10 ms
Load Voltage	90 → 280 V ac	Off State Leakage Current	10 mA
Max On-state Voltage Drop At Rated A	1.6 V	Release Voltage	1 V(dc)

Manu. Part No.	Maximum Load Current (A)	Surge Current Peak (A)	Stock no.
PSD2425	25	250	535-2637
PSD2450	50	625	535-2643

Manu. Part No.	Stock no.	Price per	OM	€		€		€
PSD2425	535-2637	unit	1+	42·60	5+	40·90	15+	40·00
PSD2450	535-2643	unit	1+	51·80	5+	49·70	15+	48·70

Proportional and Power

MCPC - Phase Angle Controller

crydom

Phase angle controller/SSR in one package. Ideal for any soft start / stop application requiring load control at multiple power levels for example heating elements, lamp brightness or motor speed (e.g. of a fan). The custom MCS / PC SSR provides the same ramp function as the standard MCS series, but an additional phase control function was added to the relay. The customer can therefore specify the amount of power they want applied to the load, then gradually ramp to that setting. If the power level is adjusted during operation, the relay will then gradually ramp to that new setting.



- Provides a portion of each AC sine wave to control the amount of power delivered to an electrical load, with the percentage of power delivered determined by the input value
- Reduced wiring and components in the panel saves time, cost and space
- 0 - 100% control range
- Output status LED (Load Open, No Voltage)
- Separate Output Enable/Disable control
- SCR output

Note: Heat sink not included. For load current de-rating and heat sink details see manufacturers datasheet

Rated Current	50 A	Temperature Range	-20 to +80°
Mounting Type	Surface		

Manu. Part No.	Input Type	Load Voltage (V)	Stock no.
MCPC2450C	0-10Vdc	180 → 280	480-554
MCPC2450D	4-20mA	180 → 280	480-683
MCPC2450E	Potentiometer	180 → 280	480-544
MCPC4850C	10Vdc	300 → 550	622-2284
MCPC4850D	4-20mA	300 → 550	622-2290
MCPC4850E	Potentiometer	300 → 550	622-2307

Manu. Part No.	Stock no.	Price per	OM	€		€		€
MCPC2450C	480-554	unit	1+	71·20	5+	68·40	15+	66·90
MCPC2450D	480-683	unit	1+	71·20	5+	68·40	15+	66·90
MCPC2450E	480-544	unit	1+	71·20	5+	68·40	15+	66·90
MCPC4850C	622-2284	unit	1+	82·80	5+	79·50	15+	77·80
MCPC4850D	622-2290	unit	1+	82·80	5+	79·50	15+	77·80
MCPC4850E	622-2307	unit	1+	82·80	5+	79·50	15+	77·80

Relays

PCB Relays - contents

42 Industrial Relays & Solenoids 975

››	**PCB Relays**	**1011**
	Surface Mount Relays	**1011**
	High Frequency Relays	**1012**
	Reed Relays	**1012**
	Miniature PCB Relays	**1015**
	PCB Power Relays	**1021**
	Reed Relays.	**1032**
	PCB Solid State Relays	**1032**
	Photomos Relays	**1035**

THE LATEST PRODUCTS ALWAYS APPEAR ONLINE FIRST, PLEASE VISIT RS ONLINE TO VIEW OVER 1,500 PCB RELAYS FROM LEADING BRANDS











OMRON finder Panasonic ideas for life MEDER electronic celduc® relais TE connectivity

INTELLIGENT

INTELLIGENT SOLUTIONS FOR INDUSTRIAL MACHINERY.
WE'RE IN IT.



RZ Relay



PT Relay



SR6 Relay

Tyco Electronics AMP GmbH
a TE Connectivity Ltd. company
TE Relay Products
AMPèrestr. 12-14 • 64625 Bensheim / Germany
Phone: +49-(0)6251-133-0 • Fax +49-(0)6251-133-1600
www.te.com • http://relays.te.com

TE connectivity RELAY PRODUCTS

TE Connectivity's only obligations are those stated in TE's General Terms and Conditions of Business (http://www.te.com/aboutus/tandc.asp) TE expressly disclaims any implied warranty regarding the information contained herein, including, but not limited to, the implied warranties of merchantability or fitness for a particular purpose. TE Connectivity, TE (logo) and TE connectivity (logo) are trademarks.

Surface Mount Relays

Surface Mount Relays

Telecom/Signal Relay IM Series

NEW

- Slimline and low profile - 10x6x5.65 mm
- Gull wing SMT legs
- Bifurcated contacts, gold plated
- Hermetically sealed (RT V), IP67
- High mechanical shock resistance up to 300G functional, 500G survival
- Insulation resistance at 500Vdc >$10^9\Omega$
- High surge capability - meets Telcordia TR-NWT-001089 (2 / 10 µs) & EC 60950 (10 / 700 µs)



	mm
L	10.00 ± 0.08
W	6.00 ± 0.08
H	5.65 – 0.20
T1	7.50 ± 0.30
T2	5.08 ± 0.10
D1	3.20 ± 0.15
D2	2.20 ± 0.15
Tw	0.4

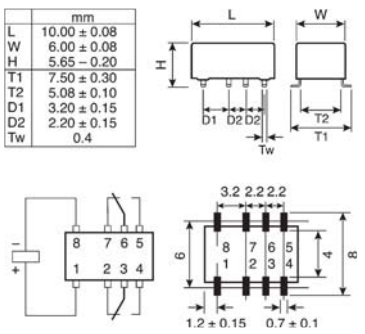

Approvals: UL

Contact Configuration	DPDT	Current Rating (Max.)	2 A
Maximum Voltage Rating	250 Vac; 220 Vdc	Contact Material	PdRu + Au Clad
Power Rating (Max.)	60 W / 62.5 VA	Relay Construction	Non-Latching
Contact Resistance	<50 mΩ	Isolation Coil To Contact	1800 Vrms
Operating Temperature	-40 → +85 °C		

Manu. Part No.	Coil Voltage (V dc)	Coil Resistance	Coil Power	Life	Stock no.
IM02GR	4.5	145 Ω	140 mW	10^8 ops	422-7057
IM03GR	5	178 Ω	140 mW	10^8 ops	422-7063
IM06GR	12	1029 Ω	140 mW	10^8 ops	422-7079
IM07GR	24	2880 Ω	200 mW	10^8 ops	515-505
IM23GR	5	500 Ω	50 mW	10^8 ops	515-464

Manu. Part No.	Stock no.	Price per	OM	€		€		€
IM02GR	P 422-7057	unit	1+	4·04	15+	3·76	50+	3·51 ➤
IM03GR	P 422-7063	unit	1+	3·68	15+	3·42	50+	3·33 ➤
IM06GR	P 422-7079	unit	1+	5·32	15+	3·80	50+	2·65 ➤
IM07GR	P 515-505	unit	1+	3·15	15+	2·47	50+	1·95 ➤
IM23GR	P N 515-464	unit	1+	3·88	15+	3·60	50+	3·15 ➤

Omron G6K Series

OMRON





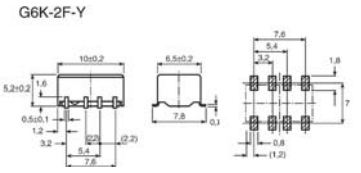

NEW

- Low profile subminiature SMT relay - 5.2x6.5x10 mm
- Fully sealed construction
- Low power consumption of approximately 100mW
- Incorporates a unique terminal structure with high infra-red irradiation efficiency, ensuring excellent soldering characteristics
- G6K-2F types conform to FCC Part 68 (1500V for 10x160µs)
- G6K-2G-Y, G6K-2F-Y & G6KU-2F-Y types conform to Bellcore specifications (2500V for 2x10µs)

Approvals: UL, CSA

Contact Configuration	DPDT	Contact Material	Ag (Au Clad)
Current Rating (Max.)	1 A	Life	$5x10^7$ (mech), $1x10^5$ (elect)
Maximum Voltage Rating	60 Vdc; 125 Vac	Operating Temperature	-40 → +70 °C
Power Rating (Max.)	30 W / 37.5 VA	Isolation Coil To Contact	1500 V ac
Coil Power	100 mW	Relay Construction	Non-Latching
Contact Resistance	100 mΩ	Features	3.2mm pitch

Manu. Part No.	Coil Voltage (V dc)	Mounting	Stock no.
G6K-2G-Y 5DC	5	SMT - Inside L	365-0406
G6K-2G-Y 12DC	12	SMT - Inside L	365-0412
G6K-2F-Y 4.5DC	4.5	SMT - Outside L	365-0355
G6K-2F-Y 5DC	5	SMT - Outside L	365-0361
G6K-2F-Y 12DC	12	SMT - Outside L	365-0377
G6K-2F-Y 24DC	24	SMT - Outside L	365-0383

Manu. Part No.	Coil Voltage (V dc)	Stock no.	Price per	OM	€		€		€
G6K-2G-Y 5DC	5	P N 365-0406	unit	1+	4·08	15+	3·80	50+	3·30 ➤
G6K-2G-Y 12DC	12	P N 365-0412	unit	1+	4·84	15+	4·50	50+	3·98 ➤
G6K-2F-Y 4.5DC	4.5	P N 365-0355	unit	1+	7·22	15+	6·71	50+	6·49 ➤
G6K-2F-Y 5DC	5	P N 365-0361	unit	1+	5·39	15+	4·72	50+	4·21 ➤
G6K-2F-Y 12DC	12	P N 365-0377	unit	1+	5·39	15+	4·72	50+	4·21 ➤
G6K-2F-Y 24DC	24	P N 365-0383	unit	1+	5·87	15+	5·46	50+	4·99 ➤

Omron G6S Series

OMRON



- Fully sealed construction
- High dielectric strength between coil and contacts (2000Vac) and between contacts of different polarity (1500Vac)
- High impulse withstand voltages between coil and contacts, and between contacts of different polarity (2500V, 2x10 µs: Bellcore requirements)
- EN60950/EN41003 supplementary insulation-certified type available, see G6S 2F**Y** types

Approvals: UL, CSA

Contact Configuration	DPDT	Life	$1x10^8$ (mech); $1x10^5$ (elect)
Maximum Voltage Rating	250 Vac; 220 Vdc	Contact Resistance	75 mΩ
Current Rating (Max.)	2 A	Contact Material	Ag (Au clad)
Power Rating (Max.)	60 W / 62.5 VA	Mounting	Surface Mount - Outside L

Manu. Part No.	Coil Voltage (V dc)	Stock no.
G6S-2F 5DC	5	196-6030
G6S-2F 12DC	12	196-6046

Manu. Part No.	Coil Voltage (V dc)	Stock no.	Price per	OM	€		€		€
G6S-2F 5DC	5	P 196-6030	unit	1+	5·52	15+	5·14	50+	4·70 ➤
G6S-2F 12DC	12	P 196-6046	unit	1+	5·61	15+	5·22	50+	4·78 ➤

Omron G6L-1F Series

OMRON



- Extremly thin SPST-NO flat relay
- Dimensions 7.0(W) x 10.6(L) x 4.2(H)
- Conforms to FCC Part 68
- Use of lead completely eliminated

Approvals: UL, CSA

Contact Rating @ 125 Vac	0.3 A	Contact Resistance	100 mΩ
Maximum Contact Voltage Vac	125	Isolation Coil To Contact	1000 V ac
Maximum Contact Voltage Vdc	60	Mechanical Life	3 x 10^5 Ops
Contact Configuration	SPST-NO	Switch Power	60 W

Coil Voltage (V dc)	Coil Resistance (Ω)	Coil Power (mW)	Stock no.
3	50	180	480-0832
4.5	112.5	180	480-0848
5	139	180	457-0856
12	800	180	457-0862
24	2504	240	480-0854

Manu. Part No.	Coil Voltage Vdc	Stock no.	Price per	OM	€		€		€
G6L-1F 3DC	3	480-0832	unit	1+	6·10	10+	5·80	25+	5·49
G6L1F4.5DC	4.5	480-0848	unit	1+	6·10	10+	5·80	25+	5·49
G6L-1F 5DC	5	457-0856	unit	1+	6·10	10+	5·80	25+	5·49
G6L-1F 12DC	12	457-0862	unit	1+	6·10	10+	5·80	25+	5·49
G6L1F24DC	24	480-0854	unit	1+	6·10	10+	5·80	25+	5·49

TX2 Series

Panasonic ideas for life

These PCB surface mount relays have a high contact capacity of 2A and a high breakdown voltage

NEW



- High surge and breakdown voltage
- High vibration and shock resistance
- Sealed construction allows automatic washing
- For through hole types see stk no. 178-1918 typically
- Ideal for telecommunication applications, measurement, security, medical equipment etc

Approvals: UL, CSA

Contact Configuration	DPDT	Contact Resistance	100 mΩ
Current Rating (Max.)	2 A	Contact Material	Ag + Au Clad
Maximum Voltage Rating	220 Vdc	Life	$1 x 10^8$
Power Rating (Max.)	60 W	Operating Temperature	-40 → +85 °C
Coil Power	140 mW	Isolation Coil To Contact	2000 Vrms

Coil Voltage (V dc)	Coil Resistance	Stock no.
5	178 Ω	217-2977
12	1028 Ω	217-2983
24	4114 Ω	217-2999

Manu. Part No.	Stock no.	Price per	OM	€		€		€
TX2SA5	N 217-2977	unit	1+	7·01	15+	6·32	50+	5·80 ➤
TX2SA12	N 217-2983	unit	1+	7·13	15+	6·14	50+	5·40 ➤
TX2SA24	N 217-2999	unit	1+	3·91	15+	3·50	50+	3·19 ➤

High Frequency Relays

Panasonic - High Frequency Relays

High Frequency TQ2 Series

Panasonic ideas for life



These high frequency surface mount relays comply with JIS C0806 specifications with a height of just 5.6 mm. These high frequency relays also have a low thermal electromotive force and a low power consumption of 140 mW. Applications include communications, measurement equipment, OA equipment and industrial machines.

- Flat compact body - L14 x W9 x H5 mm
- High frequency characteristics
- High density mounting possible
- Low thermal EMF (approx 5µV)
- Ideal for communication applications, measurement and QA equipment etc
- For SMT types see stk no. 217-2905 typically

Approvals: UL, CSA

continued on next page

continued from previous page

Contact Configuration	DPDT	Contact Material	Ag + Au Clad
Switching Current	1 A	Isolation Coil To Contact	1000 Vrms
Switching Voltage	100 Vdc; 125 V ac	Life	1x 10^8
Switching Power	30W / 62.5 VA	Operating Temperature	-40 ⟶ +70 °C
Contact Resistance	50 mΩ	Operation Time - Including Bounce	3 ms

Manu. Part No.	Coil Voltage (V dc)	Coil Resistance (Ω)	Coil Power (mW)	Stock no.
TQ25	5	178	140	113-8825
TQ212	12	1028	140	113-8831
TQ224	24	2880	200	113-8847

Manu. Part No.	Coil Voltage (V dc)	Stock no.	Price per	OM	€	€	€	€	€
TQ25	5	113-8825	unit	1+	5·66	15+	5·61	50+	4·18 ➤
TQ212	12	113-8831	unit	1+	6·13	15+	6·08	50+	5·20 ➤
TQ224	24	113-8847	unit	1+	5·39	15+	5·34	50+	4·15 ➤

Omron - High Frequency Relays

High Frequency G6K-RF Series

- Superior high-frequency characteristics (@ 1GHz), such as an isolation of 20 dB min. between contacts of the same polarity or 30 dB min. between contacts of different polarity with an insertion loss of 0.2 dB max.
- Single side stable and single winding latching types available
- Miniature SMT package - 10.3x6.9x5.4mm
- 'Outside-L' surface mounting terminals
- Low power consumption of approximately 100mW
- Fully sealed construction



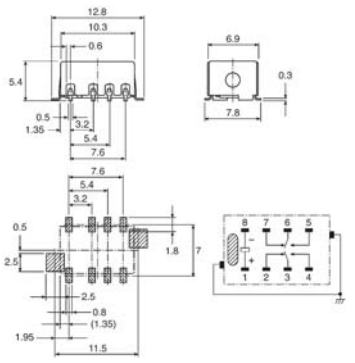

Contact Configuration	DPDT	VSWR	1.2
Switching Current	1 A	Contact Material	Ag (Au alloy)
Switching Voltage	60 Vdc; 125 V ac	Isolation Coil To Contact	750 V ac
Switching Power	30 W / 37.5 VA	Life	5x10^7 (mech), 1x10^5 (elect)
Coil Power	100 mW	Operating Temperature	-40 ⟶ +70 °C
Contact Resistance	100 mΩ	Operation Time - Including Bounce	3 ms
Isolation	20 - 30 dB @ 1GHz	Relay Construction	Non-Latching
Insertion Loss	0.2 dB		

Manu. Part No.	Coil Voltage (V dc)	Coil Resistance (Ω)	Stock no.
G6K-2F-RF 5DC	5	237	492-913
G6K-2F-RF 12DC	12	1315	492-917
G6K-2F-RF 24DC	24	5220	492-850

Manu. Part No.	Coil Voltage (V dc)	Stock no.	Price per	OM	€	€	€	€	€
G6K-2F-RF 5DC	5	Ⓟ 492-913	unit	1+	25·35	15+	23·86	50+	23·24 ➤
G6K-2F-RF 12DC	12	Ⓟ 492-917	unit	1+	19·56	15+	18·58	50+	17·60 ➤
G6K-2F-RF 24DC	24	Ⓟ 492-850	unit	1+	27·18	15+	25·35	50+	24·69 ➤

Teledyne - High Frequency Relays

RF Relay 172 Series

TELEDYNE RELAYS
A Teledyne Technologies Company

- Excellent switching performance from d.c. to 2 GHz
- Excellent isolation and intercontact capacitance of 0.4pF giving low insertion loss
- Ideal for GSM wireless LAN, RF attenuators, mobile radio, test & measurement instruments, I/O and many other RF and data switching applications
- Hermetically sealed
- Operating temperature -55 to +85°C
- H26.11xW9.53xD9.53mm



Contact Configuration	DPDT	Operation Time - Including Bounce	6.0 ms
Contact Resistance	150 mΩ	Release Time	3.0 ms
Insertion Loss	< 0.5 (@ 2 GHz) dB	Contact Material	Metal Alloy + Au
Isolation	< 35 (@ 2.0 GHz) dB	Switching Current	1 A
Dielectric Strength	300 Vrms	Switching Voltage	28 V dc
VSWR	<1.12 (@2.0GHz)	Life	10^7 Ops (min)

Manu. Part No.	Coil Voltage Vdc	Coil Resistance (Ω)	Nominal Coil Power (mW)	Stock no.
172-5	5	64	405	351-459
172-12	12	400	360	351-465
172-26	26	1600	440	351-471

Manu. Part No.	Coil Voltage Vdc	Stock no.	Price per	OM	€	€	€	€	€
172-5	5	351-459	unit	1+	31·75	15+	30·16	50+	29·21 ➤
172-12	12	351-465	unit	1+	29·21	15+	27·75	50+	26·87 ➤
172-26	26	351-471	unit	1+	30·68	15+	29·14	50+	27·61 ➤

RF TO5 Relay 712 Series

TELEDYNE RELAYS
A Teledyne Technologies Company

- Excellent switching performance from d.c. to 1.0 GHz
- Excellent isolation and intercontact capacitance of 0.4pF giving low insertion loss
- Ideal for telecom and mobile communications, antenna switching and many other RF switching applications
- Hermetically sealed
- Operating temperature -55 to +85°C
- H26.04xDia.9.4mm, can height: 6.99mm



Nominal Coil Power	450 mW
Contact Configuration	DPDT
Contact Material	Metal Alloy + Au
Contact Resistance	150 mΩ
Switching Voltage	28 Vdc; 115 V ac
Insertion Loss	< 0.4 (@ 1 GHz) dB
Isolation	< 35 (@ 1.0 GHz) dB
Dielectric Strength	350 Vrms
VSWR	<1.07 (@1.0GHz)
Operation Time - Including Bounce	4.0 ms
Release Time	3.0 ms
Life	10^7 Ops (min)

Manu. Part No.	Coil Voltage Vdc	Coil Resistance (Ω)	Stock no.	Price per	OM	€	€	€	€	€
712-5	5	50	220-958	unit	1+	27·54				
712-6	6	98	349-585	unit	1+	32·86	15+	31·22	50+	28·25 ➤
712-12	12	390	349-591	unit	1+	34·17	15+	31·83	50+	29·37 ➤
712-26	26	1560	349-608	unit	1+	34·17	15+	32·47	50+	29·37 ➤

Reed Relays

Meder SMT Micro Reed Relay

SPST SMT Reed Relay

MEDER electronic
Products for tomorrow...

Micro-miniature, surface mount reed relay with one normally open contact, capable of withstanding reflow operations up to 260°C. Leadless design eliminates leads' skewing.

- Ceramic thermoset moulded package
- Low profile
- Low thermal offset typical 1μV
- Typical insulation resistance 1014
- Gold plated pads
- Dimensions: W8.6mm x D4.4mm x H3.4mm
- Ambient operating temperature -40 to +125°C



Switching Current	500 mA	Coil Protection Diode	No
Switching Voltage	170 Vdc or ac peak	Isolation Coil To Contact	1.5 kVdc
Switch Power	10 W	Operation Time - Including Bounce	0.1 ms
Maximum Continuous Current	0.5 A		

Manu. Part No.	Coil Voltage Vdc	Coil Power (mW)	Coil Resistance (Ω)	Stock no.
CRR03-1A	3	129	70	622-0783
CRR05-1A	5	167	150	622-0799

Manu. Part No.	Coil Voltage Vdc	Stock no.	Price per	OM	€	€	€	€	€
CRR03-1A	3	Ⓟ 622-0783	unit	1+	4·57	15+	4·13	50+	3·65 ➤
CRR05-1A	5	Ⓟ 622-0799	unit	1+	5·08	15+	4·30	50+	3·72 ➤

Meder and RS DIL

DPCO DIL Relay

MEDER electronic
Products for tomorrow...

- Compatible with DIL socket
- Sealed with PU resin
- Contact Material Rh
- Operating temperature -20 to +70°C



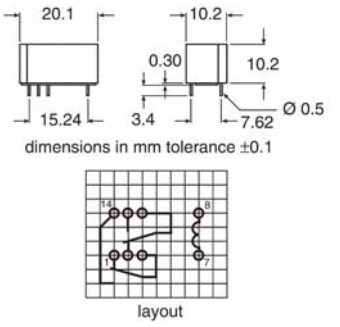

Switching Voltage	175 Vdc or ac peak
Switch Power	3 W
Switching Current	250 mA
Coil Protection Diode	No
Contact Resistance	150 mΩ
Isolation Coil To Contact	3.0 kVac; 4.5 kVdc
Mechanical Life	1 x 10^8
Vibration Resistance	30g @ 10-2000Hz

Manu. Part No.	Coil Voltage Vdc	Coil Power (mW)	Coil Resistance (Ω)	Stock no.
DIL05-2C90-63L	5	165	150	349-1768
DIL12-2C90-63L	12	210	680	349-1774
DIL24-2C90-63L	24	290	2000	349-1780

Manu. Part No.	Coil Voltage Vdc	Stock no.	Price per	OM	€	€	€	€	€
DIL05-2C90-63L	5	Ⓟ 349-1768	unit	1+	12·21	10+	11·96	25+	11·78
DIL12-2C90-63L	12	Ⓟ 349-1774	unit	1+	11·71	10+	11·47	25+	11·30
DIL24-2C90-63L	24	Ⓟ 349-1780	unit	1+	11·81	10+	11·56	25+	11·39

OM = Order Multiple Ⓟ Also available in Production Packaging, visit rswww.ie for details ➤ Indicates more pricing available on this product, call or go online 🅽 new product to range

SPNO and SPCO DIP Relay



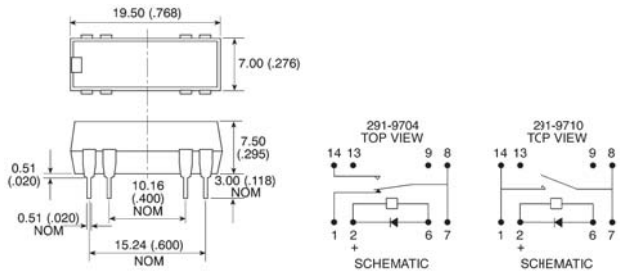

- Low profile compact design
- Industry Standard pin configurations
- Coil suppression diode across pins 2 and 6
- Operating temperature -20 to +70°C

Coil Protection Diode	Yes	Isolation Coil To Contact	1.5 kVdc
Coil Voltage Vdc	5	Mechanical Life	1 x 10^8
Contact Resistance	150 mΩ	Vibration Resistance	20g @ 10-2000Hz

Contact Configuration	Switching Voltage (V dc)	Switching Current	Switch Power (W)	Coil Power (mW)	Coil Resistance (Ω)	Stock no.
SPST-NO	200	1 A	20	50	500	**291-9710**
SPDT	175	250 mA	3	125	200	**291-9704**

Manu. Part No.	Stock no.	Price per	0M	€		€		€
DIP05-1A72-BV710	**291-9710**	unit	1+	2·51	10+	2·38	25+	2·15
DIP05-1C90-BV704	**291-9704**	unit	1+	5·85	10+	5·53	25+	5·16

SPNO DIL Relay



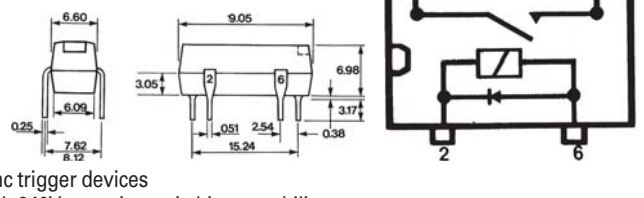

- Ideal for use with mains triac trigger devices
- Normally open contacts with 240V ac mains switching capability
- Industry Standard pin configurations
- Coil suppression diode across pins 2 and 6
- Operating temperature -20 to +70°C

Switching Voltage	300 Vdc; 240 V ac	Contact Resistance	200 mΩ
Switch Power	10 W	Isolation Coil To Contact	2.5 kVac
Switching Current	500 mA	Mechanical Life	1 x 10^8
Coil Protection Diode	Yes	Vibration Resistance	20g @ 10-2000Hz

Manu. Part No.	Coil Voltage Vdc	Coil Power (mW)	Coil Resistance (Ω)	Stock no.
DIP05-1A84-BV675	5	125	200	**291-9675**
DIP12-1A84-BV681	12	145	1000	**291-9681**
DIP24-1A84-BV647	24	290	2150	**291-9647**

Manu. Part No.	Coil Voltage Vdc	Stock no.	Price per	0M	€		€		€
DIP05-1A84-BV675	5	**291-9675**	unit	1+	2·51	10+	2·38	25+	2·15
DIP12-1A84-BV681	12	**291-9681**	unit	1+	2·65	10+	2·53	25+	2·35
DIP24-1A84-BV647	24	**291-9647**	unit	1+	2·80	10+	2·65	25+	2·49

Meder SIIL

SPNO SIL (5 x 19 x 8)

- Fully sealed construction
- Electrical Life: 5 x 10^6 operations
- Contact Material Rh
- Switching voltage 200Vac
- Vibration resistance 10 - 2000Hz, 20g

Approvals: VDE, UL



Switching Current	1 A	Isolation Coil To Contact	1.5 kVdc
Maximum Continuous Current	1.25 A	Operation Time - Including Bounce	0.5 ms
Coil Protection Diode	Yes	Release Time	0.1 ms

Manu. Part No.	Coil Voltage Vdc	Coil Power (mW)	Coil Resistance (Ω)	Contact Resistance (mΩ)	Operating Temperature Range (°C)	Stock no.
SIL05-1A72-71D	5	50	500	150	-20 → +70	**349-2884**
SIL12-1A72-71D	12	144	1000	150	-20 → +70	**349-2890**
SIL05-1A72-BV669	5	50	500	200	-20 to +70	**291-9669**
SIL12-1A72-BV653	12	144	1000	200	-20 to +70	**291-9653**
SIL24-1A72-BV726	24	288	2000	200	-20 to +70	**291-9726**

Manu. Part No.	Coil Voltage Vdc	Stock no.	Price per	0M	€		€		€
SIL05-1A72-71D	5	P **349-2884**	unit	1+	2·56	20+	2·37	100+	2·05 ➤
SIL12-1A72-71D	12	P **349-2890**	unit	1+	2·62	10+	2·50	25+	2·28
SIL05-1A72-BV669	5	**291-9669**	unit	1+	2·51	10+	2·42	25+	2·19
SIL12-1A72-BV653	12	**291-9653**	unit	1+	2·62	10+	2·50	25+	2·28
SIL24-1A72-BV726	24	**291-9726**	unit	1+	2·64	10+	2·52	25+	2·35

SPNO Micro SIL (4 x 15 x 7)

- Moulded package
- Uses only 15.2 x 3.81mm of board space
- Switching voltage 200Vdc
- Vibration resistance 10 - 2000Hz, 20g



Switching Current	500 mA	Coil Protection Diode	Yes
Switch Power	10 W	Contact Resistance	150 mΩ
Maximum Continuous Current	1 A	Isolation Coil To Contact	1.5 kVdc
Coil Voltage Vdc	5	Operation Time - Including Bounce	0.5 ms
Coil Power	90 mW	Release Time	0.2 ms
Coil Resistance	280 Ω	Operating Temperature Range	-20 to +65 °C

Manu. Part No.	Stock no.	Price per	0M	€		€		€
MS05-1A87-75D	**612-1068**	unit	1+	3·79	20+	3·56	100+	3·28 ➤

Meder and RS Encapsulated

SPNO Reed Relay B Series

- Encapsulated in a nickel-plated steel case for magnetic screening
- Mechanical Life : 10^8 Operations
- Maximum switching current 1A

Max. Switching Power (W)	15
Maximum Switching Voltage	200 Vac/dc
Contact Resistance	150 mΩ
Isolation Coil To Contact	2 kVdc
Operation Time - Including Bounce	0.5 ms
Operating Temperature	-20 → +70 °C



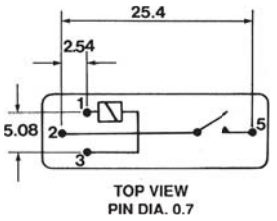

Manu. Part No.	Coil Voltage Vdc	Coil Power (mW)	Coil Resistance (Ω)	Stock no.
B05-1A72-B V619	5	72	345	**291-9619**
B12-1A72-BV625	12	67	2145	**291-9625**
B24-1A72-BV732	24	73	7845	**291-9732**
B48-1A72-BV631	48	192	12000	**291-9631**

Manu. Part No.	Coil Voltage Vdc	Stock no.	Price per	0M	€		€		€
B05-1A72-B V619	5	**291-9619**	unit	1+	6·23	10+	6·10	25+	6·01
B12-1A72-BV625	12	**291-9625**	unit	1+	5·76	10+	5·64	25+	5·56
B24-1A72-BV732	24	**291-9732**	unit	1+	3·99	10+	3·96	25+	3·93
B48-1A72-BV631	48	**291-9631**	unit	1+	5·15	10+	5·10	25+	5·06

Reed Relay

NEW

- Reed relay in DIP package.
- Over-moulding identical to that of the integrated circuits.



Breaking capacity:	10 VA (100 Vdc or 0.5 A)	Size:	14-pin DIP
Max. frequency:	300 Hz	Operating temperature:	–25 °C → +70 °C
Enclosure height:	7 mm		

Stock no.	voltage (Vdc) current	max.	pull-in	drop out	R coil at 20 °C (Ω)
Contact form 1 A					
178-2703	5	18	3.7	1	500
178-2719	12	25	8	2	1000
178-2725	24	37	16	4	2150
Contact form 2 A					
178-2747	12	18	9.6	2	500
Contact form 1 B					
178-2775	5	8	3.7	1	500
178-2781	12	16	8	2	1000
Contact form 1C					
178-2804	5	12	3.7	1	200
178-2810	12	18	8	2	500

Manu. Part No.	Stock no.	Price per	0M	€		€		€
D31A3100	N **178-2703**	unit	1+	2·04	20+	1·94	100+	1·89 ➤
D31A5100	N **178-2719**	unit	1+	2·38	10+	2·20	25+	2·09
D31A7100	N **178-2725**	unit	1+	2·38	10+	2·20	25+	2·09
D32A5100	N **178-2747**	unit	1+	4·16	20+	3·87	100+	3·78 ➤
D31B3100	N **178-2775**	unit	1+	5·41	15+	5·02	50+	4·70 ➤
D31B5100	N **178-2781**	unit	1+	5·41	20+	5·02	100+	4·70 ➤
D31C2100	N **178-2804**	unit	1+	6·83	20+	6·35	100+	6·04 ➤
D31C5100	N **178-2810**	unit	1+	6·53	10+	6·03	25+	5·74
D31 A7100	N **399-8196**	1 tube	25+	2·262	125+	2·104	250+	2·016 ➤
D31 C5100	N **399-8219**	1 tube	25+	5·504	125+	5·12	250+	4·77 ➤

Polarised reed relays 1 DR series inverter

NEW

- Range of reed relays with twin contact of 10 cN of pressure with a contact atmosphere which has undergone the "Getter technique". Plastic-sealed relays with IP 67 protection in accordance with DIN 40050.
- ECL, HTL and TTL compatible.
- Drilling diagram viewed from copper side.



Make / carry / break current:	8 / 3 / 3 A max.	Switching voltage range:	10^{-5} at 110 V (250 V / contact)
Short-circuit current (t <1 ms):	50 A	Breaking capacity:	10^{-10} at 30 W / 60 VA

continued on next page

continued from previous page

Contact resistance (at 6 V, 10 mA) Rc/Rp:	100mΩ	Frequency (without arc):	400 Hz max.
Contact pressure:	10 cN	Contact-to-contact / contact-to-coil isolation:	750 / 1500 V eff
Contact material:	AuCo - 0.1 µRh	Insulation resistance:	$>10^9$ Ω
Contact capacity (earthed enclosure and coil):	0.9 pF	Pitch:	2.54 mm
Make / break time (at U nom.):	1 / 0.5 ms	Operating temperature:	–55 °C → +90 °C
Contact bounce:	0.4 ms		

Stock no.	voltage (V) current	max.	pull-in	drop out	resistance coil (Ω)
180-8798	5	10.9	4	0.3	320
103-6662	12	26.4	9.6	1.2	1400
217-3318	24	42	17	2.4	3600

Manu. Part No.	Stock no.	Price per	OM	€		€		€
DR-SDS-5	N 180-8798	unit	1+	8·06	10+	7·45	25+	7·09
DR-SDS-24	N 217-3318	unit	1+	10·29	10+	9·52	25+	9·06

Meder High Voltage Encapsulated

SPNO H Series



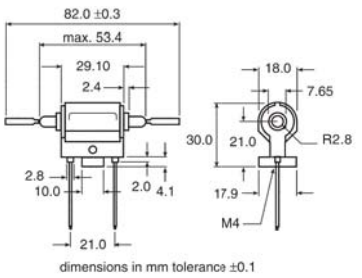

dimensions in mm tolerance ±0.1

- Coil covered with a thermoplastic casing according to UL 94V-0
- M4 screw fastening option
- High insulation resistance
- Maximum continuous current: 5A
- Vibration resistance: 20g at 50 - 500 Hz
- Operating temperature: -20°C to +70°C
- Maximum switching current: 3A
- Maximum switching power: 50W

Maximum Switching Voltage	10 kVdc	Isolation Coil To Contact	15 kVac
Contact Configuration	SPST-NO	Operation Time - Including Bounce	3 ms
Contact Resistance	150 (max) mΩ	Release Time	0.5 ms

Manu. Part No.	Coil Voltage Vdc	Coil Power (mW)	Coil Resistance (Ω)	Stock no.
H12-1A69	12	420	340	349-1831
H24-1A69	24	380	1500	349-1847

Manu. Part No.	Coil Voltage Vdc	Stock no.	Price per	OM	€		€		€
H12-1A69	12	349-1831	unit	1+	35·92	20+	32·38	100+	21·38 ➤
H24-1A69	24	349-1847	unit	1+	35·86	5+	34·04	10+	31·63

43

SPNO Reed Relay HM Series

- PCB mounting with external contact blades
- High insulation resistance

Approvals: UL



Maximum Switching Voltage	10 kVdc	Isolation Coil To Contact	15 kVac
Coil Power	960 mW	Operation Time - Including Bounce	3 ms
Contact Configuration	SPST-NO	Release Time	1.5 ms
Contact Resistance	150 mΩ		

Manu. Part No.	Coil Voltage Vdc	Coil Resistance (Ω)	Stock no.
HM12-1A69-150	12	150	483-4352
HM24-1A69-150-UL	24	600	483-4368

Manu. Part No.	Coil Voltage Vdc	Stock no.	Price per	OM	€		€		€
HM12-1A69-150	12	483-4352	unit	1+	39·41	5+	37·36	10+	34·64
HM24-1A69-150-UL	24	483-4368	unit	1+	40·93	5+	38·88	10+	36·06

Cynergy3 - HV Relays

Vacuum Encapsulated D Series, Panel Mount



- 50W switching
- 7kVdc or ac peak switching voltage
- 10kV contact isolation
- 17kV contact to coil isolation
- Insulation resistance 10^{10} ohms
- Contact resistance 250 mΩ max
- Operate time (inc. bounce) 3ms
- Release time (inc. bounce) 2ms
- Panel mount with 0.25in. male terminals
- Suitable for high voltage test equipment and power supplies

Manu. Part No.	Coil Voltage Vdc	Contact Configuration	Coil Resistance (Ω)	Stock no.
DAT71210S	12	SPST-NO	150	488-7643
DAT72410S	24	SPST-NO	780	488-7659
DBT72410S	24	SPST-NC	925	488-7671

Manu. Part No.	Coil Voltage Vdc	Stock no.	Price per	OM	€		€		€
DAT71210S	12	488-7643	unit	1+	35·67	10+	28·46	25+	24·31
DAT72410S	24	488-7659	unit	1+	46·49	10+	35·60	25+	32·09
DBT72410S	24	488-7671	unit	1+	66·48	10+	61·38	25+	34·64

HV Vacuum Encapsulated D Series



These high voltage PCB mount reed relays have high isolation voltages of up to 15kV. Applications include test equipment and high voltage power supplies.

- High power switching
- Through hole PCB mount or flying lead versions
- 15kV high isolation versions available
- Tungsten contacts enable high voltage switching

Switching Current	2 A	Switching Voltage	7000 V
Switching Power	50 W	Operating Temperature	-20 → +70 °C
Contact Material	Tungsten	Isolation Contact to Contact	10 kV
Contact Resistance	100 mΩ	Mounting	Through Hole
Isolation Coil To Contact	17 kV		

Manu. Part No.	Contact Configuration	Coil Voltage (V dc)	Coil Resistance (Ω)	Stock no.
DAT70510	SPST-NO	5	28	511-1290
DAT71210	SPST-NO	12	150	511-1307
DAT72410	SPST-NO	24	780	511-1313
DBT70510	SPST-NC	5	38	511-1329
DBT71210	SPST-NC	12	240	511-1335
DBT72410	SPST-NC	24	925	511-1357

Manu. Part No.	Stock no.	Price per	OM	€		€		€
DAT70510	511-1290	unit	1+	26·40	10+	24·42	25+	19·80
DAT71210	511-1307	unit	1+	35·67	10+	28·46	25+	19·80
DAT72410	511-1313	unit	1+	48·77	10+	37·71	25+	24·42
DBT70510	511-1329	unit	1+	58·33	10+	53·83	25+	23·92
DBT71210	511-1335	unit	1+	57·60	10+	53·16	25+	23·92
DBT72410	511-1357	unit	1+	52·05	10+	48·05	25+	25·73

General Purpose Reed Switches & Accessories

Form A & C Reed Switches



- Hermetically sealed
- Form A (SPNO) or form C (SPCO) ruthenium or rhodium plated contacts
- Mechanical Life 10^8 Operations
- For suitable magnets, see stk. no 362-2401 typically

Approvals: UL, CSA

Contact Configuration	Switching Voltage (Vac/dc)	Contact Resistance (mΩ)	Operating Temperature Range (°C)	Release Time (ms)	AT Range	Glass Diameter (mm)	Glass Length (mm)	Stock no.
SPNO Form A	140	150	-40 → +125	0.05	20 → 30	2.1	11	362-2495
SPNO Form A	140	130	-55 → +125	*	16 → 25	1.8	13.5	362-2502
SPNO Form A	140	120	-55 → +125	*	18 → 32	2.54	15	362-2518
SPNO Form A	400	150	-40 → +125	0.05	20 → 30	2.3	14.1	362-2524
SPNO Form A	230	100	-40 → +125	0.1	20 → 30	2.6	18.5	362-2530
SPNO Form A	250	90	-40 → +125	0.05	15 → 28	2.7	20.5	362-2546
SPNO Form A	1000	80	-40 → +125	0.2	60 → 70	5.4	52	362-2552
SPCO Form C	30	100	-40 → +125	0.5	20 → 30	2.54	14	362-2568
SPCO Form C	400	100	-40 → +125	0.15	60 → 70	5.6	36	362-2580

Manu. Part No.	Switching Current	Stock no.	Price per	OM	€		€		€
2502-2522-020	500 mA	362-2495	unit	1+	1·63	10+	1·51	25+	1·38
RI-07AA	500 mA	362-2502	unit	1+	1·40	10+	1·29	25+	1·17
RI-03A	500 mA	362-2518	unit	1+	1·41	10+	1·31	25+	1·19
2502-2314-020	500 mA	362-2524	unit	1+	1·52	10+	1·40	25+	1·28
2502-2722-020	1 A	362-2530	unit	1+	1·52	10+	1·40	25+	1·28
RI-46A	1 A	362-2546	unit	1+	1·95	10+	1·70	25+	1·51
2202-1513-060	3 A	362-2552	unit	1+	5·97	10+	5·52	25+	5·03
8602-0551-020	200 mA	362-2568	unit	1+	5·42	10+	5·01	25+	4·58
2202-1917-060	1 A	362-2580	unit	1+	17·02	10+	15·74	25+	14·36

Reed capsules - switches



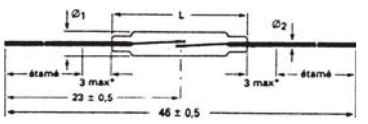

NEW

- Reed type contacts for a very wide range of applications such as telephone and alarm systems, measurements, testing, automotive, etc.
- Available in standard (RI-23B) and miniature (RI-27A) versions.

Stock no.	171-8465	171-8471
Switched current:	0.5 A	0.5 A
Switched voltage:	200 Vdc	200 Vdc
Sensitivity (Ampere Turn):		
Closing:	28-52	20-34
Opening:	12-29	8-19
Operating life (operations):	100 x 10^6	20 x 10^6
Contact resistance:	70 mΩ	90 mΩ
∅ 1 bulb (mm):	2.54	1.8
Bulb length (mm):	15	13.5

continued on next page

OM = Order Multiple Ⓟ Also available in Production Packaging, visit rswww.ie for details ➤ Indicates more pricing available on this product, call or go online N new product to range * manufacturers information unavailable at time of printing

continued from previous page

∅ 2 pins:		0.6 mm	0.5 mm
Max. power:		10W	10W

Manu. Part No.	Stock no.	Price per	OM	€		€		€
RI-23B	N 171-8465	unit	10+	0·861	100+	0·797	250+	0·732
RI-27A	N 171-8471	unit	10+	1·249	100+	1·155	250+	1·061

Reed capsules

celduc® relais

- Reed-type contacts for applications in inverter (reference CG 21) or normally open (references IA 21 and IA 85) mode.



NEW

Stock no.	form of cts	Secondary current	Secondary power (100 Vdc)	power power	sensitivity cl. (ATF)
161-5760	C	0.25 A		3 W	15/25

Manu. Part No.	Description	Stock no.	Price per	OM	€		€		€
CE21	Dim (mm) = 2.5 x 14.5	N 161-5760	unit	5+	2·948	100+	2·742	500+	2·574 ➤

Ferrite magnet

PHILIPS

- This magnet is particularly suitable for switching controls for reed switches, magnetoresistive sensors, etc.

NEW



Retentivity:	370 mT	BH product:	25.5 kJ/m ^{3} max.
Coercivity:	245 kA/m	Dimensions (mm):	L 13 x l 10 x thickness 3

Stock no.	Price per	OM	€		€		€
N 179-5967	unit	10+	0·585	100+	0·541	250+	0·497

Form A & C Reed Switches

cynergy3 components



- Suitable for use with location sensors, proximity switches and level switches at low to medium voltages and current
- Electrical Life 10^5 - 10^6 Switching Cycles
- Mechanical Life 10^9 Operations
- For suitable magnets, see stk. no 118-7108 typically

Contact Configuration	Switching Voltage (Vac/dc)	Contact Resistance (mΩ)	Operating Temperature Range (°C)	Release Time (ms)	AT Range	Glass Diameter (mm)	Glass Length (mm)	Stock no.
SPNO Form A	250	80	-40 → +150	0.02	60 → 80	5.4	52	118-7035
SPNO Form A	250	100	-40 → +150	0.2	60 → 80	5.4	51	229-3709
SPNO Form A	200	150	-40 → +150	*	20 → 40	3.2	20.3	338-147
SPNO Form A	230	100	-40 → +150	0.1	20 → 30	2.6	19	229-3658
SPNO Form A	24	150	-40 → +150	0.05	15 → 20	2.0	10	229-3664
SPNO Form A	100	150	-40 → +125	0.05	20 → 30	2.3	13	229-3670
SPNO Form A	150	150	-40 → +150	0.05	20 → 30	2.3	14.1	229-3692
SPNO Form A	30	500	-40 → +125	0.05	5 → 15	1.4	5.4	118-7120
SPCO Form C	175	100	-40 → +125	1.0	20 → 30	2.7	14.8	394-428

Manu. Part No.	Switching Current	Stock no.	Price per	OM	€		€		€
DRG200G	1.3 A	118-7035	unit	1+	2·75	20+	2·49	100+	2·21 ➤
DRA283	5 A	229-3709	unit	1+	17·02	20+	15·34	100+	14·33 ➤
MRA200	500 mA	338-147	unit	1+	3·74	20+	3·37	100+	2·99 ➤
SRA200G	1 A	229-3658	unit	1+	1·42	20+	1·28	100+	1·21 ➤
TRA211G	100 mA	229-3664	unit	1+	2·17	20+	1·95	100+	1·84 ➤
TRA291G	300 mA	229-3670	unit	1+	1·63	20+	1·47	100+	1·39 ➤
TRA294G	500 mA	229-3692	unit	1+	1·20	20+	1·08	100+	1·02 ➤
VDA200H	10 mA	118-7120	unit	1+	4·01	20+	3·61	100+	3·40 ➤
TRC200S	250 mA	394-428	unit	1+	3·81	20+	3·43	100+	3·05 ➤

Reed Operating Magnets

cynergy3 components ASSEMtech EUROPE

- For use with reed switches



Description	Height (mm)	Width (mm)	Diameter (mm)	Depth (mm)	Brand	Stock no.
Rect 1.6x3.2x13mm	1.6	12.7	–	3.2	Cynergy3	118-7108
Rect 3.2x3.2x19mm	3.2	19.1	–	3.2	Cynergy3	229-3715
Ring Ø15x3mm	–	–	15	6	Assemtech	362-2401
Cylindrical Ø4x3mm	–	–	4	3	Assemtech	362-2445
Disc Ø6x2mm	–	–	6	2	Assemtech	362-2451
Disc Ø10x5mm	–	–	10	5	Assemtech	362-2467

Description	Manu. Part No.	Stock no.	Price per	OM	€		€		€
Rect 1.6x3.2x13mm	RSH01	118-7108	unit	1+	1·20	20+	1·08	100+	1·03 ➤
Rect 3.2x3.2x19mm	RSH33	229-3715	unit	1+	1·48	20+	1·33	100+	1·26 ➤
Ring Ø15x3mm	M1218	362-2401	unit	1+	1·96	10+	1·80	25+	1·65
Cylindrical Ø4x3mm	M1219-3	362-2445	unit	1+	1·39	15+	1·25	50+	1·19 ➤
Disc Ø6x2mm	M1219-4	362-2451	unit	1+	1·39	15+	1·25	50+	1·19 ➤
Disc Ø10x5mm	M1219-5	362-2467	unit	1+	1·82	15+	1·64	50+	1·54 ➤

Miniature PCB Relays

RS

Subminiature Signal Relays



- High coil sensitivity: 150mW
- 2A switching capability (max)
- Contact rating: 0.5A @ 125Vac, 1A @ 30Vdc
- Wash tight

Approvals: UL (File no. E133481), CQC (File no. CQC02001001948)

Contact Configuration	SPDT	Contact Resistance	100 mΩ
Current Rating (Max.)	2 A	Contact Material	AgNi + Au
Maximum Voltage Rating	125 Vac; 60 Vdc	Life	1 x 10^5
Power Rating (Max.)	30 W / 62.5 VA	Operating Temperature	-30 → +70 °C
Coil Power	150 mW	Isolation Coil To Contact	1000 V ac

Coil Voltage (V dc)	Coil Resistance (Ω)	Stock no.	Price per	OM	€		€		€
5	167	P 476-757	unit	1+	2·25	15+	1·80	50+	1·36 ➤
6	240	P 476-729	unit	1+	2·21	15+	1·77	50+	1·33 ➤
12	960	P 476-725	unit	1+	2·21	15+	1·77	50+	1·33 ➤
24	3840	P 476-680	unit	1+	2·46	15+	1·97	50+	1·47 ➤

Miniature Signal Relays



- 2A switching capability (max)
- Contact rating: 1A @ 120Vac/30Vdc
- Standard PCB layout
- Wash tight

Approvals: UL (File no. E170653), VDE (File no. 40000155)

Contact Configuration	SPDT	Contact Resistance	100 mΩ
Current Rating (Max.)	2 A	Contact Material	AgNi
Maximum Voltage Rating	240 Vac; 30 Vdc	Life	1 x 10^5
Power Rating (Max.)	30 W / 240 VA	Operating Temperature	-25 → +70 °C
Coil Power	200 mW	Isolation Coil To Contact	1000 V ac

Coil Voltage (V dc)	Coil Resistance (Ω)	Stock no.	Price per	OM	€		€		€
5	120	P 476-731	unit	1+	1·80	15+	1·44	50+	1·08 ➤
6	180	P 476-741	unit	1+	1·80	15+	1·44	50+	1·08 ➤
12	700	P 476-599	unit	1+	1·80	15+	1·44	50+	1·08 ➤
24	2800	P 476-595	unit	1+	1·85	15+	1·49	50+	1·11 ➤

Subminiature Sensitive Relays



- High coil sensitivity: 150mW
- High switching capacity: 125VA/60W
- Contact rating: 1A @ 125Vac, 2A @ 30Vdc
- Bifurcated contacts
- Epoxy sealed for automatic-wave soldering and cleaning
- Wash tight

Approvals: UL (File no. E133481), TUV (File no. R50075362), CQC (File no. CQC02001001938)

Contact Configuration	DPDT	Contact Resistance	50 mΩ
Current Rating (Max.)	2 A	Contact Material	AgNi + Au
Maximum Voltage Rating	240 Vac; 120 Vdc	Life	1 x 10^5
Power Rating (Max.)	60 W / 125 VA	Operating Temperature	-40 → +85 °C
Coil Power	150 mW	Isolation Coil To Contact	1500 V ac

continued on next page

continued from previous page

Coil Voltage (V dc)	Coil Resistance (Ω)	Stock no.	Price per	OM	€		€		€
5	167	P 476-602	unit	1+	2·62	15+	2·10	50+	1·58 ➤
6	240	P 476-606	unit	1+	2·62	15+	2·10	50+	1·58 ➤
12	960	P 476-612	unit	1+	2·62	15+	2·10	50+	1·58 ➤
24	3840	P 476-696	unit	1+	2·87	15+	2·30	50+	1·73 ➤

Omron

G5V-1 Series

OMRON

- Fully sealed construction
- High sensitivity, 150mW nominal coil power
- Ultra-miniature, 12.5x7.5x10 mm (LxWxH)

Approvals: UL, CSA conforms to FCC part 68

Contact Configuration	SPDT	Isolation Coil To Contact	1 kVac
Current Rating (Max.)	1 A	Coil Power	150 mW
Maximum Voltage Rating	125 Vac; 60 Vdc	Operating Temperature	-40 → +70 °C
Power Rating (Max.)	30 W / 62.5 VA	Contact Material	Ag (Au alloy)
Contact Resistance	100 mΩ	Life	5000000 Ops



Manu. Part No.	Coil Voltage (V dc)	Coil Resistance	Stock no.
G5V-1 3DC	3	60 Ω	683-9258
G5V-1 5DC	5	167 Ω	369-343
G5V-1 6DC	6	240 Ω	683-9251
G5V-1 9DC	9	540 Ω	683-9255
G5V-1 12DC	12	960 Ω	369-359
G5V-1 24DC	24	3.84 kΩ	369-365

Manu. Part No.	Coil Voltage (V dc)	Stock no.	Price per	OM	€		€		€
G5V-1 3DC	3	P 683-9258	unit	5+	2·654	100+	2·35	125+	2·044 ➤
G5V-1 5DC	5	P 369-343	unit	1+	2·22	15+	1·91	50+	1·87 ➤
G5V-1 6DC	6	P 683-9251	unit	5+	2·662	100+	2·358	125+	2·05 ➤
G5V-1 9DC	9	P 683-9255	unit	5+	2·654	100+	2·35	125+	2·044 ➤
G5V-1 12DC	12	P 369-359	unit	1+	2·00	15+	1·88	50+	1·84 ➤
G5V-1 24DC	24	P 369-365	unit	1+	2·25	15+	2·11	50+	2·07 ➤

G5V-2 Series

OMRON

- Fully sealed for immersion cleaning
- Conform to BT Type 47 requirements. BT specification 4597
- Ideal for signal switching applications
- Contact material Ag + Au Clad
- Contact configuration: DPCO
- Expected life cycle 1.5 x 10^7
- Operating temperature range - 25 to +65°C

Approvals: UL, CSA conforms to FCC part 68

Current Rating (Max.)	2 A
Power Rating (Max.)	60 W / 62.5 VA



Manu. Part No.	Coil Voltage (V dc)	Coil Resistance (Ω)	Coil Power (mW)	Contact Configuration	Stock no.
G5V23DC	3	18	500	DPDT	683-9264
G5V245DC	4.5	40	500	DPDT	684-0352
G5V-2 5DC	5	50	500	DPDT	369-494
G2VN-234-6V	6	72	500	DPCO	113-7844
G5V-2 9DC	9	162	500	DPDT	683-9267
G5V-2 12DC	12	288	500	DPDT	369-501
G5V-2 24DC	24	1152	500	DPDT	369-517
G5V-2 48DC	48	4000	576	DPDT	369-523

Manu. Part No.	Coil Resistance (Ω)	Stock no.	Price per	OM	€		€		€
G5V23DC	18	P 683-9264	unit	5+	3·084	100+	2·728	125+	2·38 ➤
G5V245DC	40	P 684-0352	unit	1+	2·46	20+	2·17	25+	2·08 ➤
G5V-2 5DC	50	P 369-494	unit	1+	2·65	15+	2·17	50+	2·10 ➤
G2VN-234-6V	72	113-7844	unit	1+	4·70	15+	4·37	50+	3·99 ➤
G5V-2 9DC	162	P 683-9267	unit	5+	2·00	50+	1·85	125+	1·76
G5V-2 12DC	288	P 369-501	unit	1+	2·13	15+	1·89	50+	1·82 ➤
G5V-2 24DC	1152	P 369-517	unit	1+	2·13	15+	1·89	50+	1·82 ➤
G5V-2 48DC	4000	P 369-523	unit	1+	2·72	15+	2·28	50+	2·21 ➤

G5V2-HI Series Relays

OMRON



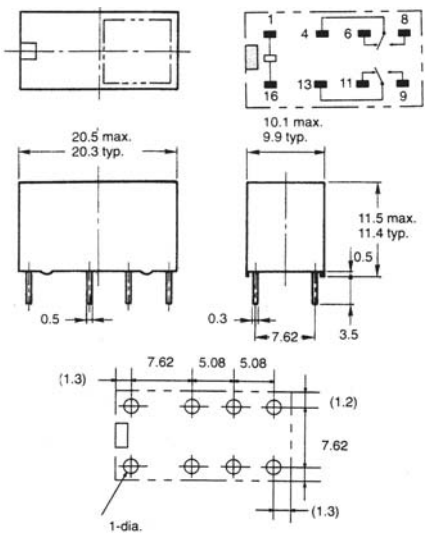

- High-sensitivity DPCO relay
- Wide switching current range: 10 µA → 1 A.PCB mounting

Approvals: UL, CSA

Breaking capacity:	0.5 A, 125 Vac / 1 A, 24 Vdc
Dielectric strength	- coil to contact: 1000 Vac - contact to contact750 Vac
Operate time:	7 ms max.
Release time:	3 ms max.

Coil Voltage (V dc)	Coil Resistance	Coil Power	Current Rating (Max.) (A)	Contact Resistance (mΩ)	Stock no.
3	60 Ω	150 mW	1	100	683-9261
5	166.7 Ω	150mW	1	50	237-5328
6	240 Ω	150 mW	1	100	683-9273
9	540 Ω	150 mW	1	100	683-9277
12	960 Ω	150mW	1	50	237-5340
24	2880 Ω	200 mW	1	50	237-5356
48	7.68 KΩ	300 mW	1	100	683-9270
5	70 Ω	360 mW	2	50	683-9283
12	400 Ω	360 mW	2	50	684-0356
24	1.6 KΩ	360 mW	2	50	683-9286

Manu. Part No.	Stock no.	Price per	OM	€		€		€
G5V2H13DC	P 683-9261	unit	5+	3·188	100+	2·82	125+	2·464 ➤
G5V-2-H1 5DC	237-5328	unit	1+	4·15	15+	3·96	50+	3·81 ➤
G5V2H16DC	P 683-9273	unit	5+	3·188	100+	2·82	125+	2·464 ➤
G5V-2-H1 9DC	P 683-9277	unit	5+	4·57	50+	4·23	125+	4·022
G5V-2-H1 12DC	237-5340	unit	1+	4·15	15+	3·96	50+	3·81 ➤
G5V-2-H1-24VDC	237-5356	unit	1+	4·15	15+	3·96	50+	3·81 ➤
G5V-2-H1 48DC	P 683-9270	unit	5+	3·808	100+	3·374	125+	2·938 ➤
G5V-2-H 5DC	P 683-9283	unit	5+	4·114	100+	3·644	125+	3·188 ➤
G5V-2-H 12DC	P 684-0356	unit	1+	4·19	20+	3·71	25+	3·25 ➤
G5V-2-H 24DC	P 683-9286	unit	5+	4·138	100+	3·666	125+	3·206 ➤

G6A Series DPCO

OMRON

- Fully sealed
- Low magnetic leakage
- Impulse withstand voltage of 1500V
- Ideal for telecommunications equipment

Approvals: UL, CSA

Current Rating (Max.)	2 A	Isolation Coil To Contact	1 kVac
Maximum Voltage Rating	250 Vac; 220 Vdc	Life	Mech 5x10^5, Elect 1x10^8
Power Rating (Max.)	60 W / 125 VA	Operating Temperature	-40 → +70 °C
Contact Resistance	50 mΩ	Contact Configuration	DPDT



Manu. Part No.	Coil Voltage	Stock no.
G6A-234P-ST-US 5DC	5 Vdc	369-567
G6A-234P-ST-US 12DC	12 Vdc	369-573
G6A-234P-ST-US 24DC	24 Vdc	369-589

Manu. Part No.	Stock no.	Price per	OM	€		€		€
G6A-234P-ST-US 5DC	P 369-567	unit	1+	7·16	15+	6·13	50+	5·35 ➤
G6A-234P-ST-US 12DC	P 369-573	unit	1+	5·20	15+	3·85	50+	3·50 ➤
G6A-234P-ST-US 24DC	P 369-589	unit	1+	4·05	15+	3·80	50+	3·51 ➤

G6A Series DPCO Latching

OMRON





Contact Configuration	DPDT	Operating Temperature	-40 → +70 °C
Current Rating (Max.)	2 A	Contact Resistance	50 mΩ
Power Rating (Max.)	60 W / 125 VA	Isolation Coil To Contact	1 kVac
Mounting	PCB Through-hole	Life	Mech 5x10^5, Elect 1x10^8
Size	10 x 20 x 8.2 mm	Coil Power	180 mW
Series	G6A	Relay Construction	Latching (dual coil)
Maximum Voltage Rating	250 Vac; 220 Vdc	Features	–

Description	Manu. Part No.	Stock no.	Price per	OM	€		€		€
Dual coil 5Vdc	G6AK-234P 5DC	P 369-595	unit	1+	6·63	15+	6·23	50+	5·93 ➤
Dual coil 12Vdc	G6AK-234P 12DC	P 369-602	unit	1+	6·63	15+	6·14	50+	5·77 ➤
Dual coil 24Vdc	G6AK-234P 24DC	P 369-618	unit	1+	6·54	15+	6·47	50+	5·89 ➤

G6A BS Series

OMRON

- BABT approved DPCO PCB relay
- 2.5mm creepage / clearance distances
- Fully sealed construction
- Ag clad Au-Pd contacts in a bifurcated crossbar construction ensure reliable switching to loads as low as 10µA, 10mVdc
- Expected life cycle 1 x 10^8
- Operating temperature range - 40 to +70°C

Approvals: BABT No CR/0098



Contact Rating @ 125 Vac	0.3 A	Maximum Contact Voltage Vac	250
Contact Rating @ 30 Vdc	1 A	Maximum Contact Voltage Vdc	220

continued on next page

continued from previous page

Coil Power	280 mW	Minimum Contact Load	10µA @ 10mVdc
Contact Resistance	50 mΩ	Switch Power	125 VA
Isolation Coil To Contact	2000 V ac		

Manu. Part No.	Coil Voltage	Coil Resistance (Ω)	Stock no.
G6A-234P-BS 5DC	5 Vdc	89	376-981
G6A-234P-BS 12DC	12 Vdc	514	376-997
G6A-234P-BS 24DC	24 Vdc	2057	377-007

Manu. Part No.	Stock no.	Price per	0M	€		€		€
G6A-234P-BS 5DC	P 376-981	unit	1+	6·79	15+	5·64	50+	5·57 ➤
G6A-234P-BS 12DC	P 376-997	unit	1+	6·57	15+	5·33	50+	5·19 ➤
G6A-234P-BS 24DC	P 377-007	unit	1+	6·79	15+	6·39	50+	6·25 ➤

G6E Series

OMRON

- SPDT subminiature signal switching relays
- Fully sealed construction allows immersion cleaning of PCB
- High sensitivity
- Impulse withstand voltage meets FCC Part 68 requirements

Approvals: UL, CSA



Contact Configuration	SPDT	Contact Material	Ag (Au clad)
Current Rating (Max.)	3 A	Life	1 x 10^8 ops (mech), 1 x 10^5 ops (elect)
Maximum Voltage Rating	250 Vac; 220 Vdc	Operating Temperature	-40 ⟶ +70 °C
Power Rating (Max.)	60 W / 50 VA	Isolation Coil To Contact	1.5 kVac
Contact Resistance	50 mΩ		

Manu. Part No.	Coil Voltage	Coil Power (mW)	Relay Construction	Features	Stock no.
G6E-134P-US 5DC	5 Vdc	200	Non-Latching	0.3mm standoffs	376-593
G6E-134P-US 12DC	12 Vdc	200	Non-Latching	0.3mm standoffs	376-600
G6E-134P-US 24DC	24 Vdc	200	Non-Latching	0.3mm standoffs	376-616
G6E-134P-ST-US 5DC	5 Vdc	200	Non-Latching	0.64mm standoffs	686-7219
G6E-134P-ST-US 6DC	6 Vdc	200	Non-Latching	0.64mm standoffs	683-9441
G6E-134P-ST-US 9DC	9 Vdc	200	Non-Latching	0.64mm standoffs	683-9450
G6E134PSTUS12DC	12 Vdc	200	Non-Latching	0.64mm standoffs	686-7206
G6E134PSTUS24DC	24 Vdc	200	Non-Latching	0.64mm standoffs	686-7200
G6E-134PL-ST-US DC5	5 Vdc	400	Non-Latching	0.64mm standoffs	683-9444
G6E134PLSTUS12DC	12 Vdc	400	Non-Latching	0.64mm standoffs	686-7203
G6E-134PL-ST-US 24DC	24 Vdc	400	Non-Latching	0.64mm standoffs	683-9435
G6E-134P-ST-US 48DC	48 Vdc	400	Non-Latching	0.64mm standoffs	683-9447
G6EU-134P-US 5DC	5 Vdc	200	Latching, 1 coil	0.3mm standoffs	683-9475
G6EU-134P-US 12DC	12 Vdc	200	Latching, 1 coil	0.3mm standoffs	683-9463
G6EU-134P-US 24DC	24 Vdc	200	Latching, 1 coil	0.3mm standoffs	683-9472
G6EK-134P-US 5DC	5 Vdc	200	Latching, 2 coils	0.3mm standoffs	683-9469
G6EK134PSTUS5DC	5 Vdc	200	Latching, 2 coils	0.64mm standoffs	686-7212
G6EK-134P-US 12DC	12 Vdc	200	Latching, 2 coils	0.3mm standoffs	683-9457
G6EK-134P-ST-US 12DC	12 Vdc	200	Latching, 2 coils	0.64mm standoffs	683-9453
G6EK-134P-US 24DC	24 Vdc	200	Latching, 2 coils	0.3mm standoffs	683-9466

Manu. Part No.	Stock no.	Price per	0M	€		€		€
G6E-134P-US 5DC	P 376-593	unit	1+	3·67	15+	3·30	50+	3·02 ➤
G6E-134P-US 12DC	P 376-600	unit	1+	3·67	15+	3·45	50+	3·29 ➤
G6E-134P-US 24DC	P 376-616	unit	1+	3·72	15+	3·46	50+	3·39 ➤
G6E-134P-ST-US 5DC	P 686-7219	unit	1+	3·66	20+	3·48	25+	3·29 ➤
G6E-134P-ST-US 6DC	P 683-9441	unit	1+	4·53	20+	4·31	25+	4·08 ➤
G6E-134P-ST-US 9DC	P 683-9450	unit	1+	4·53	20+	4·31	25+	4·08 ➤
G6E134PSTUS12DC	P 686-7206	unit	1+	3·66	20+	3·48	25+	3·29 ➤
G6E134PSTUS24DC	P 686-7200	unit	1+	3·66	20+	3·48	25+	3·29 ➤
G6E-134PL-ST-US DC5	P 683-9444	unit	1+	4·97	20+	4·71	25+	4·47 ➤
G6E134PLSTUS12DC	P 686-7203	unit	1+	4·00	20+	3·80	25+	3·60 ➤
G6E-134PL-ST-US 24DC	P 683-9435	unit	1+	5·08	20+	4·81	25+	4·57 ➤
G6E-134P-ST-US 48DC	P 683-9447	unit	1+	5·19	20+	4·94	25+	4·67 ➤
G6EU-134P-US 5DC	P 683-9475	unit	1+	5·60	20+	5·32	25+	5·04 ➤
G6EU-134P-US 12DC	P 683-9463	unit	1+	5·60	20+	5·32	25+	5·04 ➤
G6EU-134P-US 24DC	P 683-9472	unit	1+	5·60	20+	5·32	25+	5·04 ➤
G6EK-134P-US 5DC	P 683-9469	unit	1+	4·88	10+	4·73	25+	4·63
G6EK134PSTUS5DC	P 686-7212	unit	1+	4·82	20+	4·58	25+	4·34 ➤
G6EK-134P-US 12DC	P 683-9457	unit	1+	5·30	20+	5·04	25+	4·91 ➤
G6EK-134P-ST-US 12DC	P 683-9453	unit	1+	6·20	20+	5·90	25+	5·58 ➤
G6EK-134P-US 24DC	P 683-9466	unit	1+	4·71	20+	4·49	25+	4·38 ➤

G6K Series

OMRON

NEW

- Fully sealed construction
- Low power consumption of approximately 100mW
- Sub-miniature, H5.0 x W6.5 x L10mm
- G6K-2P types conform to FCC Part 68 (1500V for 10x160µs)
- G6K-2P-Y & G6KU-2P-Y types conform to Bellcore specifications (2500V for 2x10µs)

Approvals: UL, CSA



Contact Configuration	DPDT	Contact Material	Ag (Au clad)
Current Rating (Max.)	1 A	Life	5x10^7 (mech), 1x10^5 (elect)
Maximum Voltage Rating	60 Vdc; 125 Vac	Operating Temperature	-40 ⟶ +70 °C
Coil Power	100 mW	Isolation Coil To Contact	1500 V ac
Power Rating (Max.)	30 W / 37.5 VA	Relay Construction	Non-Latching
Contact Resistance	100 mΩ		

Manu. Part No.	Coil Voltage	Features	Stock no.
G6K2P5DC	5 V dc	Fully Sealed	683-9693
G6K2P12DC	12 V dc	Fully Sealed	683-9683
G6K-2P-Y 5DC	5 Vdc	Fully Sealed; Conforms to Bellcore	365-0440
G6K-2P-Y 12DC	12 Vdc	Fully Sealed; Conforms to Bellcore	365-0456
G6K-2P-Y 24DC	24 Vdc	Fully Sealed; Conforms to Bellcore	365-0462

Manu. Part No.	Coil Voltage	Stock no.	Price per	0M	€		€		€
G6K2P5DC	5 V dc	P N 683-9693	unit	1+	6·70	10+	5·73	25+	4·98
G6K2P12DC	12 V dc	P N 683-9683	unit	1+	6·64	10+	6·13	25+	5·09
G6K-2P-Y 5DC	5 Vdc	P 365-0440	unit	1+	6·19	15+	5·26	50+	4·34 ➤
G6K-2P-Y 12DC	12 Vdc	P N 365-0456	unit	1+	5·67	15+	4·77	50+	4·09 ➤
G6K-2P-Y 24DC	24 Vdc	P N 365-0462	unit	1+	6·14	15+	5·16	50+	4·43 ➤

G6L-1P Series

OMRON

NEW



Extremely thin SPST-NO flat relay

- Dimensions: 7x10.6x3.8 (WxLxH)
- Dielectric strength between coil and contacts 1000 Vac, 50/60 Hz for 1min.
- Conforms to FCC part 68
- Use of lead completely eliminated
- Max. Switching current 1A
- Max. Switching voltage 125Vac 60Vdc
- Expected life cycle 5 x 10^6
- Operating temperature range -40 to +70°C

Contact Rating @ 125 Vac	0.3 A	Maximum Contact Voltage Vdc	60
Contact Rating @ 30 Vdc	1 A	Contact Resistance	100 mΩ
Maximum Contact Voltage Vac	125	Minimum Contact Load	1mA @ 5Vdc

Coil Voltage Vdc	Coil Power (mW)	Coil Resistance (Ω)	Stock no.
3	180	50	480-0797
4.5	180	112.5	480-0810
5	180	139	457-0834
12	180	800	457-0840
24	230	2504	480-0826

Manu. Part No.	Coil Voltage Vdc	Stock no.	Price per	0M	€		€		€
G6L1P3DC	3	N 480-0797	unit	1+	3·88	10+	3·83	25+	3·79
G6L-1P 4.5DC	4.5	N 480-0810	unit	1+	7·04	10+	6·52	25+	6·29
G6L-1P 5DC	5	N 457-0834	unit	1+	3·88	10+	3·79	25+	3·72
G6L-1P 12DC	12	N 457-0840	unit	1+	7·04	10+	6·52	25+	6·29
G6L1P24DC	24	N 480-0826	unit	1+	5·56	10+	5·49	25+	5·44

G6S Series

OMRON

- Fully sealed construction
- High dielectric strength between coil and contacts (2000Vac) and between contacts of different polarity (1500Vac)
- High impulse withstand voltages between coil and contacts, and between contacts of different polarity (2500V, 2x10 µs: Bellcore requirements)

Approvals: UL, CSA



Contact Configuration	DPDT	Life	1x10^8 (mech); 1x10^5 (elect)
Maximum Voltage Rating	250 Vac; 220 Vdc	Contact Resistance	75 mΩ
Current Rating (Max.)	2 A	Contact Material	Ag (Au alloy)
Power Rating (Max.)	60 W / 62.5 VA		

Manu. Part No.	Coil Voltage (V dc)	Relay Construction	Coil Power	Isolation Coil To Contact (kVac)	Stock no.
G6S-2 5DC	5	Non-Latching	140 mW	2	326-6893
G6S-2 12DC	12	Non-Latching	140 mW	2	326-6900
G6S-2 24DC	24	Non-Latching	200 mW	2	326-6916
G6SU23DC	3	Latching, 1 coil	100 mW	2	683-9895
G6SU245DC	4.5	Latching, 1 coil	100 mW	2	683-9905
G6SU-2 5DC	5	Latching, 1 coil	100 mW	2	683-9908
G6SU-2 12DC	12	Latching, 1 coil	100 mW	2	683-9898
G6SU-2 24DC	24	Latching, 1 coil	150 mW	2	683-9891
G6SK-2 3DC	3	Latching, 2 coils	200 mW	1	683-9851
G6SK245DC	4.5	Latching, 2 coils	200 mW	1	683-9860
G6SK-2 5DC	5	Latching, 2 coils	200 mW	1	683-9863
G6SK-2 9DC	9	Latching, 2 coils	200 mW	1	683-9867
G6SK212DC	12	Latching, 2 coils	200 mW	1	683-9854
G6SK224DC	24	Latching, 2 coils	300 mW	1	683-9857

Manu. Part No.	Coil Voltage (V dc)	Stock no.	Price per	0M	€		€		€
G6S-2 5DC	5	326-6893	unit	1+	6·55	15+	6·13	50+	4·81 ➤
G6S-2 12DC	12	326-6900	unit	1+	5·95	15+	5·56	50+	4·05 ➤
G6S-2 24DC	24	326-6916	unit	1+	5·95	15+	5·56	50+	4·72 ➤
G6SU23DC	3	P 683-9895	unit	1+	5·17	20+	4·91	25+	4·65 ➤
G6SU245DC	4.5	P 683-9905	unit	1+	5·17	20+	4·91	25+	4·65 ➤
G6SU-2 5DC	5	P 683-9908	unit	1+	5·17	20+	4·91	25+	4·65 ➤
G6SU-2 12DC	12	P 683-9898	unit	1+	5·17	20+	4·91	25+	4·65 ➤
G6SU-2 24DC	24	P 683-9891	unit	1+	5·46	20+	5·19	25+	4·91 ➤
G6SK-2 3DC	3	P 683-9851	unit	1+	5·65	20+	5·36	25+	5·08 ➤
G6SK245DC	4.5	P 683-9860	unit	1+	5·65	20+	5·36	25+	5·08 ➤
G6SK-2 5DC	5	P 683-9863	unit	1+	5·65	20+	5·36	25+	5·08 ➤
G6SK-2 9DC	9	P 683-9867	unit	1+	5·65	20+	5·36	25+	5·08 ➤
G6SK212DC	12	P 683-9854	unit	1+	5·65	20+	5·36	25+	5·08 ➤
G6SK224DC	24	P 683-9857	unit	1+	6·72	20+	6·39	25+	6·05 ➤

Miniature relays - G6S-2Y Series

OMRON

- Low power consumption miniature relays.
- High coil-contact strength.
- Compatible with infrared soldering procedures.

Approvals: EN 60950, EN 41003



Contact Configuration	DPCO	Life	1 x 10^8 (mech); 1 x 10^5 (elect)
Current Rating (Max.)	2 A	Operating Temperature	-40 ⟶ +85 °C
Power Rating (Max.)	60 W / 62.5 VA	Maximum Voltage Rating	250 Vac ; 220 VDC
Contact Resistance	75 mΩ	Contact Material	Ag (Au clad)

Breaking capacity: 0.5 A / 125 Vac ; 2 A / 30 Vdc
Response time t_{on}: 4 ms
Response time t_{off}: 4 ms
Isolation voltage - contact/coil: 2000 Vac / - contact/contact: 1000 Vac

Manu. Part No.	Coil Voltage (V dc)	Coil Resistance	Coil Power	Stock no.
G6S-2-Y 5DC	5	125 Ω	200 mW	292-7597
G6S-2-Y 12DC	12	720 Ω	200 mW	292-7610
G6S-2-Y 24DC	24	2504 Ω	230 mW	292-7626

Manu. Part No.	Stock no.	Price per	OM	€		€		€
G6S-2-Y 5DC	292-7597	unit	1+	7·36	15+	6·84	50+	6·57 ➤
G6S-2-Y 12DC	292-7610	unit	1+	6·20	15+	5·77	50+	5·54 ➤
G6S-2-Y 24DC	292-7626	unit	1+	7·36	15+	6·84	50+	6·57 ➤

Panasonic

AGN Series

Panasonic ideas for life

NEW



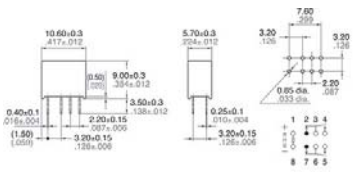

These ultra-small PCB mount polarized relays have a compact slim body with a low height of 9mm and small surface area of 5.7 x 10.6 mm. They also offer outstanding surge resistance, increased packging density and high vibration and shock resistance. Typical applications include telecommunications and measurement equipment, audio visual equipment etc.

- Twin crossbar contacts ensures high contact reliability
- High surge resistance
- Compact slim body (9x5.7x10.6mm)
- Sealed construction allows automatic washing
- Typical applications include Telecommunications and Measurement equipment, Audio Visual equipment etc

Approvals: CSA; UL

Contact Configuration	DPDT	Contact Resistance	100 mΩ
Current Rating (Max.)	1 A	Contact Material	AgPd + Au Clad
Maximum Voltage Rating	125 Vac; 110 Vdc	Life	5 x 10^7
Power Rating (Max.)	30 W / 37.5 VA	Operating Temperature	-40 ⟶ +85 °C
Coil Power	140 mW	Isolation Coil To Contact	1500 Vrms

Manu. Part No.	Coil Voltage (V dc)	Coil Resistance	Stock no.	Price per	OM	€		€		€
AGN2004H	4.5	145 Ω	N 334-0424	unit	1+	6·55	15+	6·43	50+	5·38 ➤
AGN20012	12	1028 Ω	N 334-0430	unit	1+	7·65	15+	7·54	50+	6·36 ➤

TN Relay, 2 A, 2-Pin Switching

Panasonic ideas for life

NEW

- Upright model for high-density packaging
- Minimum operating power
- Extensive switching capacity range
- Short switching times
- DIL grid
- Washproof in accordance with DIN IP67
- Excellent RF characteristics



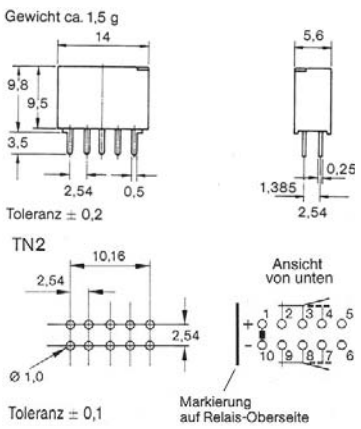

Stock no.	Response voltage	Drop-out voltage	Max. Voltage at 40 °C	Resistance ±10% (Ω)
113-8853	3.75 V	0.5 V	7.5 V	178
113-8869	9.0 V	1.2 V	18 V	1028
113-8875	18 V	2.4 V	36 V	2880
113-8875	18 V	2.4 V	36 V	2880

TN2:	Monostable, 2 changeover switches	Switching voltage range Vdc / Vac:	10^{-3} ⟶ 110 / 125
Operating power:	140 mW (TN2-5, TN2-12) 200 mW (TN2-24)	Switching performance range:	10^{-9} ⟶ 30 W / 62.5 VA
		Response / fall time approx.:	2 / 1 ms
Max. continuous / breaking capacity:	2 / 1 A	Test voltage cont. / cont. coil:	750 / 1000 V_{eff}
Switching current range:	10^{-6} ⟶ 1 A	Approvals:	UL, CSA

Manu. Part No.	Stock no.	Price per	OM	€		€		€
TN25	N 113-8853	unit	1+	7·40	15+	7·25	50+	6·15 ➤
TN212	N 113-8869	unit	1+	7·40	15+	7·25	50+	6·13 ➤
TN224	N 113-8875	unit	1+	8·91	15+	8·28	50+	7·56 ➤

TX Series

Panasonic ideas for life



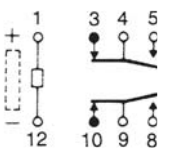

These compact PCB mount relays have a 2kV breakdown voltage between contact and coil and have an outstanding surge resistance. These PCB relays also offer high contact reliability, outstanding vibration and shock resistance and thier sealed construction allows automatic washing. Typical applications include telecommunication applications, measurement, security, medical equipment etc.

- High surge and breakdown voltage
- High vibration and shock resistance
- Sealed construction allows automatic washing
- Compact size (8.2x15x7.4mm)
- For SMT types see stk no. 217-2977 typically
- Ideal for telecommunication applications, measurement, security, medical equipment etc

Approvals: UL, CSA

Contact Configuration	DPDT	Contact Resistance	100 mΩ
Current Rating (Max.)	2 A	Contact Material	Ag + Au Clad
Maximum Voltage Rating	220 Vdc	Life	1 x 10^8
Power Rating (Max.)	60 W	Operating Temperature	-40 ⟶ +85 °C
Coil Power	140 mW	Isolation Coil To Contact	2000 Vrms

Manu. Part No.	Coil Voltage (V dc)	Coil Resistance	Stock no.	Price per	OM	€		€		€
TX25	5	178 Ω	178-1918	unit	1+	9·16	15+	7·88	50+	6·92 ➤
TX212	12	1028 Ω	178-1924	unit	1+	10·46	15+	10·44	50+	8·06 ➤
TX224	24	4114 Ω	178-1930	unit	1+	6·24	15+	5·47	50+	4·89 ➤

TK Series

Panasonic ideas for life



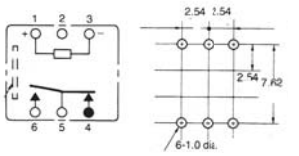

These super miniature PCB mount relays are compact and flat being only 4 mm in height and have a high contact capacity of 2A. These miniature PCB mount relays also offer outstanding vibration and shock resistance and have a sealed construction that allows automatic washing. Typical applications include computer peripherals, telephone devices and telecommunications equipment, crime and disaster prevention equipment and machine tools.

- Compact, low-profile subminiature relays 10.6 x 9 x 4 mm
- High surge and shock resistance
- Gold-clad twin crossbar contacts ensure high contact reliability
- Sealed construction allows automatic washing
- Typical applications include Computer peripherals, Telecommunications equipment, Machine tooling etc

Approvals: UL, CSA

Contact Configuration	SPDT	Contact Material	Ag + Au Clad
Current Rating (Max.)	2 A	Life	1 x 10^8
Maximum Voltage Rating	220 Vdc	Operating Temperature	-40 ⟶ +85 °C
Power Rating (Max.)	60 W	Isolation Coil To Contact	1500 Vrms
Contact Resistance	50 mΩ	Coil Power	140 mW

Manu. Part No.	Coil Voltage (V dc)	Coil Resistance	Stock no.
TK15	5	178 Ω	178-2028
TK112	12	1028 Ω	178-2034

Manu. Part No.	Coil Voltage (V dc)	Stock no.	Price per	OM	€		€		€
TK15	5	178-2028	unit	1+	5·48	15+	5·13	50+	4·71 ➤
TK112	12	178-2034	unit	1+	5·52	15+	5·13	50+	4·75 ➤

VS Series Stepper Relay Module

Panasonic ideas for life

NEW



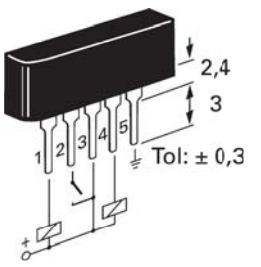

This modern stepper relay uses an electronic circuit, it is highly reliabble with a low power requirement and short switching times.

- Suitable for general purpose use as a counter or stepping switch
- High reliability and efficiency
- Low power requirement and short switching times
- Maximum output current 100mA
- Dimensions 18.5 x 3.3 x 6.3mm, 2.54mm pinning and 0.6mm PCB hole diameter
- Suitable for most common washing methods except ultrasonic cleaning
- Applications include step-by-step switching, binary counting, frequency division, counting, stepping control etc

Note: Must be combined with a suitable bistable relay, such as 369-602 or 127-9320.

Coil Voltage	4 ⟶ 30 V dc
Operating Temperature	-20 ⟶ +80 °C

Manu. Part No.	Stock no.	Price per	OM	€		€		€
VS524	N 127-9594	unit	1+	11·97	15+	11·37	50+	10·63 ➤

Miniature relay for PA series printed circuit board

Panasonic ideas for life

These slim design of these PCB mount power relays means they are suitable for higher density mounting, gold plated contacts enable control of low level loads. These PCB mount power relays also offer high vibration and shock resistance and have a sealed construction that allows automatic washing. Typical applications for these PCB relays include industrial and office equipment, measuring devices and test equipment, programmable controllers, timers, counters, sensors and temperature controllers.

- Slim size (H12.5 W5 x L20mm) permits higher density mounting
- Min. switching capacity 100µA 100mV DC
- Reinforced according to IEC1131-2 (TÜV)
- High surge breakdown voltage (4kV) and high breakdown voltage (2kV)
- High vibration and shock resistance
- Sealed construction allows automatic washing
- Applications include interface relay for programmable controllers, output relay for measuring equipment, timers, counters, temperature controllers etc

Approvals: UL E43149 and CSA LR26550

Manu. Part No.	Coil Voltage (V dc)	Stock no.	Price per	OM	€		€		€
PA1A-5V	5	156-5126	unit	1+	9·74	15+	8·49	50+	7·94 ➤
PA1A12	12	156-5148	unit	1+	7·44	15+	6·97	50+	6·19 ➤
PA1A24	24	156-5154	unit	1+	7·44	15+	6·97	50+	6·19 ➤
PA1APS	-	N 178-1980	unit	1+	3·55	15+	3·36	50+	3·01 ➤

DS Series

Panasonic ideas for life

- Monostable range of relays with highly reliable gold clad contacts
- 200mW nominal operating power
- Dual In Line pinning
- Sealed construction allows automatic washing
- Typical applications include Telecommunications and Measurement equipment, Computers equipment etc



Approvals: UL, CSA

Current Rating (Max.)	3 A	Contact Resistance	50 mΩ
Maximum Voltage Rating	250 Vac; 220 Vdc	Contact Material	Ag + Au Clad
Power Rating (Max.)	60 W / 125 VA	Life	1 x 10^8
Coil Power	200 mW	Operating Temperature	-40 ⟶ +70 °C

Manu. Part No.	Contact Configuration	Coil Voltage (V dc)	Coil Resistance	Isolation Coil To Contact (Vrms)	Stock no.
DS1ES24	SPDT	24	2880 Ω	1000	217-3116
DS2E-S-5	DPDT	5	125 Ω	1500	127-8866
DS2E-S-12	DPDT	12	720 Ω	1500	127-8872
DS2E-S-24	DPDT	24	2880 Ω	1500	127-8888

Manu. Part No.	Coil Voltage Vdc	Stock no.	Price per	OM	€		€		€
DS1ES24	24	217-3116	unit	1+	11·57	15+	10·76	50+	9·40 ➤
DS2E-S-5	5	127-8866	unit	1+	13·13	15+	12·90	50+	9·13 ➤
DS2E-S-12	12	127-8872	unit	1+	14·09	15+	13·82	50+	9·80 ➤
DS2E-S-24	24	127-8888	unit	1+	10·05	15+	9·34	50+	8·25 ➤

Tyco

Miniature DIL Relay D1

TE connectivity

- Bifurcated contacts
- IP rating; IP67
- Contact material; Pd Ni, Au plated, Rh coated
- Maximum Switching Voltage; 125Vac, 150Vac
- Operating temperature; -40 to +70°C
- Dimensions; H 8.5mm, L20mm, W10mm



Switching Current	2 A	Isolation Coil To Contact	1500 Vrms
Contact Configuration	SPDT	Mechanical Life	10^9 Ops
Contact Resistance (mΩ)	100	Switch Power	60 VA

Manu. Part No.	Coil Voltage Vdc	Coil Power (mW)	Coil Resistance (Ω)	Relay Construction	Stock no.
V23040A0001B201	5	130	320	Non-Latching	256-0813
V23040A0004B201	24	200	4370	Non-Latching	256-0841
V23040B0102B201	12	200	1110	Latching Double Coil	256-0863

Manu. Part No.	Coil Voltage Vdc	Stock no.	Price per	OM	€		€		€
V23040A0001B201	5	256-0813	unit	1+	12·03	15+	11·87	50+	10·47 ➤
V23040A0004B201	24	256-0841	unit	1+	14·04	15+	13·88	50+	12·09 ➤
V23040B0102B201	12	256-0863	unit	1+	14·80	15+	14·61	50+	12·88 ➤

Telecom Relay MT2 Series

TE connectivity

NEW

- Miniature 2 pole signal relay
- 2A rated contacts
- Through hole mounting
- Non polarised coil
- Bifuricated contacts
- Dimensions: H11mm x W20mm x D10mm
- Operating temperature range -55 to +85°C



Switching Current	2 A	Isolation Coil To Contact	1500 Vrms
Contact Configuration	DPDT	Mechanical Life	10^8 Ops
Contact Resistance (mΩ)	<70	Switch Power	60 VA

Manu. Part No.	Coil Voltage Vdc	Coil Power (mW)	Coil Resistance (Ω)	Stock no.
MT2-C93401	5	150	168	619-2981
MT2-C93402	12	150	968	619-2997
MT2-C93403	24	150	3872	619-3013
MT2-C93418	12	200	720	619-3029
MT2-C93419	24	200	2880	619-3041
MT2-C93422	5	400	63	619-3035
MT2-C93450	5	550	45	619-3079
MT2-C93432	12	550	280	619-3085

Manu. Part No.	Coil Voltage Vdc	Stock no.	Price per	OM	€		€		€
MT2-C93401	5	P 619-2981	unit	1+	1·74	15+	1·51	50+	1·33 ➤
MT2-C93402	12	P 619-2997	unit	1+	1·74	15+	1·48	50+	1·28 ➤
MT2-C93403	24	P N 619-3013	unit	1+	1·74	15+	1·50	50+	1·32 ➤
MT2-C93418	12	P N 619-3029	unit	1+	1·74	15+	1·56	50+	1·42 ➤
MT2-C93419	24	P 619-3041	unit	1+	1·74	15+	1·48	50+	1·29 ➤
MT2-C93422	5	P 619-3035	unit	1+	2·53	15+	2·38	50+	2·12 ➤
MT2-C93450	5	P 619-3079	unit	1+	1·91	15+	1·71	50+	1·56 ➤
MT2-C93432	12	P 619-3085	unit	1+	1·74	15+	1·61	50+	1·51 ➤

W11 Series

TE connectivity

NEW



- 1A signal switching relay (max.)
- Contact Material AgPd
- Fully sealed
- High shock and vibration resistance
- Switching Voltage 24 Vdc; 125 Vac
- Dimensions: 11.5mm x 10.5mm x 15.5mm
- Pin length: 3.5mm
- Operating Temperature Range -40 to +85°C
- Stock numbers 256-1131 and 256-1147 have an asymmetrical pin assignment

Switching Current	1 A	Isolation Coil To Contact	1000 Vrms
Coil Power	450 mW	Mechanical Life	10^7 Ops
Contact Configuration	SPDT	Switch Power	60 VA
Contact Resistance	100 mΩ		

Manu. Part No.	Coil Voltage Vdc	Coil Resistance (Ω)	Stock no.
V23101D3A201	5	56	256-1096
V23101D6A201	12	320	256-1103
V23101D6B201	12	320	256-1131
V23101D7A201	24	1280	256-1119
V23101D7B201	24	1280	256-1147

Manu. Part No.	Coil Voltage Vdc	Stock no.	Price per	OM	€		€		€
V23101D3A201	5	N 256-1096	unit	1+	7·17	15+	6·59	50+	6·31 ➤
V23101D6A201	12	N 256-1103	unit	1+	7·17	15+	6·59	50+	6·31 ➤
V23101D6B201	12	N 256-1131	unit	1+	3·18	15+	2·80	50+	2·51 ➤
V23101D7A201	24	N 256-1119	unit	1+	8·73	15+	8·56	50+	6·76 ➤
V23101D7B201	24	N 256-1147	unit	1+	5·51	15+	5·08	50+	4·85 ➤

Miniature Relay P2 V23079 Series

TE connectivity



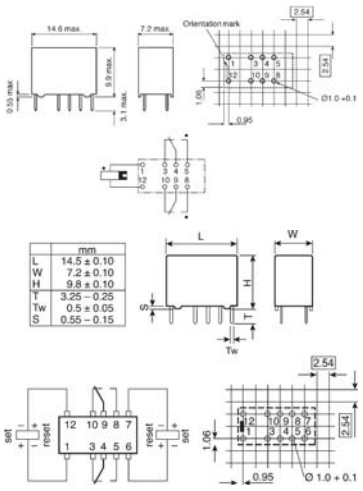

- 2 pole polarised telecom and signal relay
- Slimline and low profile - 15x7.5x9.8 mm
- Bifurcated contacts, gold plated
- Immersion cleanable, RTIII, IP67
- V-0 flammability classification
- Insulation resistance at 500Vdc >10^9Ω
- High sensitivity resulting in low nominal power consumption - 140mW
- Surge capability meets Telcordia TR-NWT-001089 (2 / 10 µs) and IEC 60950 (10 / 700 µs), 2000V between open contacts and 2500V between coil and contacts
- Applications include; Communications equipment (ringing and test access, PABX and VOIP), Consumer electronics (Set Top Boxes & HiFi), Office, Control, Medical and Automotive equipment

Approvals: UL

Contact Configuration	DPDT	Contact Resistance	<50 mΩ
Current Rating (Max.)	5 A	Contact Material	AgNi + Au
Maximum Voltage Rating	250 Vac; 220 Vdc	Life	1 x 10^8 (mech. cycles)
Power Rating (Max.)	60 W / 62.5 VA	Operating Temperature	-40 ⟶ +85 °C
Coil Power	140 mW	Isolation Coil To Contact	1500 Vrms

Manu. Part No.	Coil Voltage	Relay Construction	Stock no.
1393788-3	5 Vdc	178 Ω	Non-Latching	256-0649
1-1393788-1	12 Vdc	1029 Ω	Non-Latching	256-0655
1-1393788-6	24 Vdc	4114 Ω	Non-Latching	256-0661
V23079-B1201-B301	5 Vdc	178 Ω	Latching, 2 coils	515-587
V23079-B1203-B301	12 Vdc	1029 Ω	Latching, 2 coils	515-571

Manu. Part No.	Coil Voltage	Stock no.	Price per	OM	€		€		€
1393788-3	5 Vdc	256-0649	unit	1+	2·97	15+	2·23	50+	1·67 ➤
1-1393788-1	12 Vdc	256-0655	unit	1+	2·67	15+	2·63	50+	1·49 ➤
1-1393788-6	24 Vdc	256-0661	unit	1+	2·67	15+	2·02	50+	1·53 ➤
V23079-B1201-B301	5 Vdc	P 515-587	unit	1+	3·58	15+	3·37	50+	2·57 ➤
V23079-B1203-B301	12 Vdc	P 515-571	unit	1+	3·42	15+	3·22	50+	1·74 ➤

Telecom Relay IM Series

NEW

- Slimline and low profile - 10x6x5.65 mm
- Bifurcated contacts, gold plated
- Hermetically sealed (RT V), IP67
- High mechanical shock resistance up to 300G functional, 500G survival
- Insulation resistance at 500Vdc >$10^9\Omega$
- High surge capability (1.2/50 µs and 10 / 700 µs) meets Telcordia GR 1089, FCC Part 68 and ITU-T K20,21,45. 1500V between open contacts and 2500V between coil and contacts

Approvals: UL

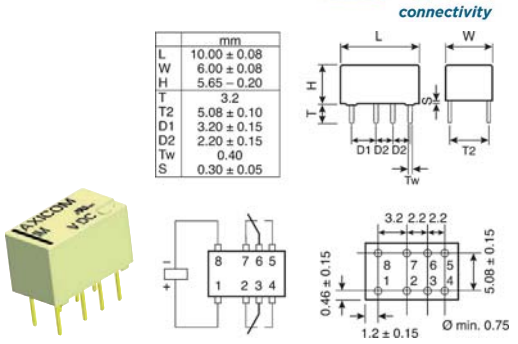

Contact Configuration	DPDT	Contact Resistance	<50 mΩ
Current Rating (Max.)	2 A	Contact Material	Palladium-Ruthenium; Gold Plated
Maximum Voltage Rating	250 Vac; 220 Vdc	Operating Temperature	-40 → +85 °C
Power Rating (Max.)	60 W / 62.5 VA	Isolation Coil To Contact	1800 Vrms

Manu. Part No.	Coil Voltage	Coil Resistance	Coil Power	Life	Stock no.
IM02TS	4.5 Vdc	145 Ω	140 mW	10^8 ops	422-7013
IM03TS	5 Vdc	178 Ω	140 mW	10^8 ops	422-7029
IM06TS	12 Vdc	1029 Ω	140 mW	10^8 ops	422-7041
IM07TS	24 Vdc	2880 Ω	200 mW	10^8 ops	515-509
IM23TS	5 Vdc	500 Ω	50 mW	10^8 ops	515-537
IM26TS	12 Vdc	2880 Ω	50 mW	10^8 ops	515-527

Description	Manu. Part No.	Stock no.	Price per	OM	€		€		€
Standard coil	IM02TS	P 422-7013	unit	1+	3·95	15+	3·16	50+	1·53 ➤
Standard coil	IM03TS	422-7029	unit	1+	4·22	15+	3·10	50+	2·26 ➤
Standard coil	IM06TS	P 422-7041	unit	1+	4·22	15+	3·86	50+	1·64 ➤
Standard coil	IM07TS	P 515-509	unit	1+	4·83	15+	4·77	50+	2·14 ➤
Ultra-high sensitive coil	IM23TS	P N 515-537	unit	1+	3·72	15+	3·63	50+	2·27 ➤
Ultra-high sensitive coil	IM26TS	P N 515-527	unit	1+	3·73	15+	3·51	50+	2·69 ➤

2A Latching SPCO

- Applications include signal switching circuits and compact battery powered equipment
- Contact Material: PdNi; Au plated; Rh Coated
- Max. Switching Voltage 150Vdc; 125Vac
- Dimensions: H12mm x W10mm x D20mm

Note: Only one winding should be energised at a time. Stated max. coil voltages for 20°C ambient.

Approvals: UL, CSA

Supplied with: *contacts in arbitrary position.*



Contact Configuration	SPDT	Switch Power	60 VA
Isolation Coil To Contact	1500 Vrms	Switching Current	2 A

Manu. Part No.	Coil Voltage Vdc	Coil Power (mW)	Coil Resistance (Ω)	Stock no.
V23040 B0101 B201	5	80	315	346-722
V23040B0104B201	24	206	2800	346-700

Manu. Part No.	Stock no.	Price per	OM	€		€		€
V23040 B0101 B201	346-722	unit	1+	15·10	15+	14·19	50+	13·06 ➤
V23040B0104B201	346-700	unit	1+	17·42	15+	17·22	50+	14·81 ➤

Telecom Relay FP2 Series

NEW

- Low profile 2 pole signal relay
- 2A switching (max.)
- 5mm high when mounted
- Fully sealed
- 140mW coil
- Bifurcated contacts
- Contact Material: AgNi, Au plated
- Max. Switching Voltage 125Vdc; 250Vac
- Dimensions: H8.2mm x W9.02mm x D14.02mm

Approvals: UL, CSA



Contact Configuration	DPDT	Switch Power	62.5 VA
Contact Resistance	<70 mΩ	Switching Current	2 A
Isolation Coil To Contact	1000 Vrms	Operating Temperature	-55 → +85 °C

Coil Voltage Vdc	Coil Power (mW)	Coil Resistance (Ω)	Stock no.
5	140	178	422-6981
24	200	2880	422-7007

Manu. Part No.	Coil Voltage Vdc	Stock no.	Price per	OM	€		€		€
D3009	5	N 422-6981	unit	1+	3·97	15+	3·78	50+	3·62 ➤
D3012	24	N 422-7007	unit	1+	4·55	15+	4·23	50+	3·87 ➤

Subminiature Relay D2n Series

NEW

- DPCO 3A relay
- Fully sealed
- Contact material AgNi
- Minimum contact load ≥10mV
- Max. switching voltage 250Vdc; 230Vac
- Dimensions: H14.95xW10.1xD20.3 mm

Approvals: UL, CSA

Contact Resistance	100 mΩ	Switching Current	3 A
Switch Power	120 VA		



Manu. Part No.	Coil Power (mW)	Coil Resistance (Ω)	Operating Temperature (°C)	Contact Configuration	Isolation Coil To Contact (Vrms)	Stock no.
V23105A5001A201	150	168	-25 → +85	DPDT	1050	196-6260
V23105A5003A201	150	968	-25 → +85	DPDT	1050	196-6276
V23105A5005A201	150	3872	-25 → +85	DPDT	1050	196-6298
V23105A5405A201	400	1440	-25 °C → +75 °C	DPCO	1 050	282-5930
V23105-5475-A201	550	45	-25 → +60	DPDT	1050	351-803
V23105-5479-A201	550	182	-25 → +60	DPDT	1050	351-825
V23105-5476-A201	550	280	-25 → +60	DPDT	1050	351-831
V23105-5477-A201	550	1050	-25 → +60	DPDT	1050	351-847
V23105-5478-A201	550	4100	-25 → +60	DPDT	1050	351-853

Manu. Part No.	Coil Voltage Vdc	Stock no.	Price per	OM	€		€		€
V23105A5001A201	5	196-6260	unit	1+	4·24	15+	3·39	50+	3·25 ➤
V23105A5003A201	12	196-6276	unit	1+	2·25	15+	1·68	50+	1·39 ➤
V23105A5005A201	24	196-6298	unit	1+	3·66	15+	2·84	50+	2·04 ➤
V23105A5405A201	24	N 282-5930	unit	1+	1·58	25+	1·47	100+	1·44 ➤
V23105-5475-A201	5	351-803	unit	1+	2·87	15+	2·47	50+	2·16 ➤
V23105-5479-A201	10	351-825	unit	1+	5·66	15+	4·53	50+	3·97 ➤
V23105-5476-A201	12	351-831	unit	1+	2·87	15+	2·86	50+	2·70 ➤
V23105-5477-A201	24	351-847	unit	1+	2·87	15+	2·47	50+	2·17 ➤
V23105-5478-A201	48	351-853	unit	1+	3·80	15+	3·61	50+	3·28 ➤

Ultraminiature

Fujitsu FBR46 Series

- Signal relay in a plastic sealed enclosure
- Nominal coil power of 205mW, operate power 106mW max.
- Minimum switching load, 0.01mA 10mVdc
- Surge voltage capability of 1.5kV
- UL 94-V0 flammability rating

Approvals: UL & British Telecom Type 53 (BT Specification T4597)



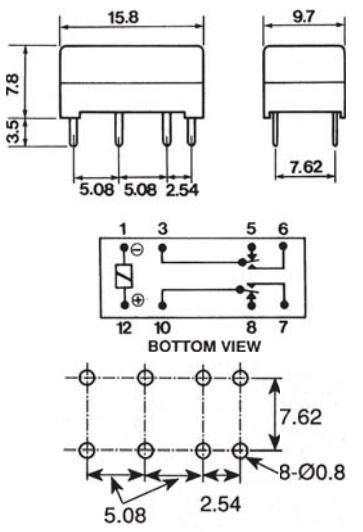

Contact Configuration	DPDT	Life	>50 x 10^6
Current Rating (Max.)	1 A	Operating Temperature	-30 → +70 °C
Maximum Voltage Rating	125 Vac	Isolation Coil To Contact	1000 V ac
Power Rating (Max.)	30 W / 60 VA	Features	65% Operating Type Coil
Coil Power	205 mW	Coil Voltage	4.5 V dc
Contact Resistance	100 mΩ	Coil Resistance	81 Ω
Contact Material	AgPd + Au Clad		

Manu. Part No.	Coil Voltage (V dc)	Stock no.	Price per	OM	€		€		€
-	4.5	352-367	unit	1+	4·36	15+	3·62	50+	3·53 ➤

PCB Power Relays

RS

Low Profile Relays

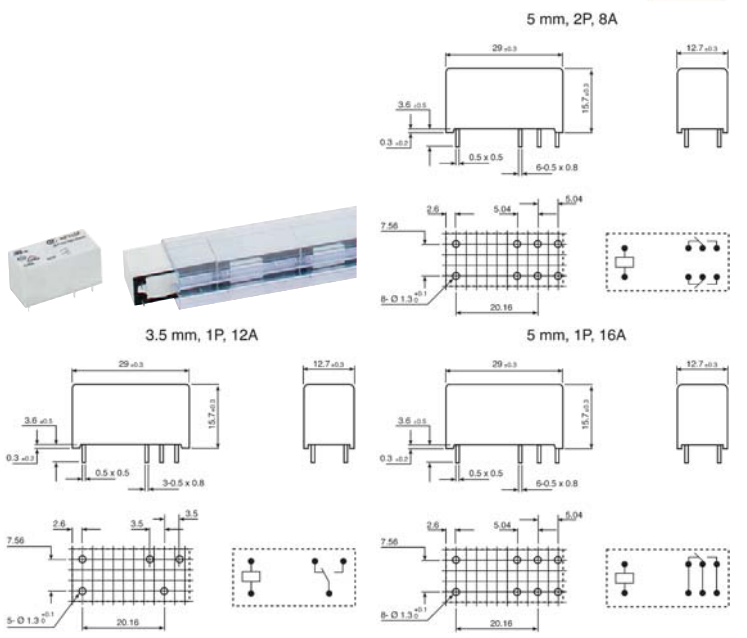

- Low profile: 15.7mm max height
- 8 and 16A versions have 5mm pinning, 12A has 3.5mm pinning
- 5kV dielectric strength (between coil and contacts)
- Surge voltage up to 10kV (between coil and contacts)
- Wash tight
- Creepage distance 10mm
- Conforms to VDE 0435/ 0631/ 0700

continued on next page

continued from previous page

Approvals: UL (File no. E134517), VDE (File no. 116934), CQC (File no. CQC02001001951)
Standards: IEC 60335-1

Maximum Voltage Rating	440 Vac; 125 Vdc	Life	1 x 10^5
Coil Power	400 mW	Operating Temperature	-40 → +85 °C
Contact Resistance	100 mΩ	Isolation Coil To Contact	5000 V ac
Contact Material	$AgSnO_2$		

Contact Configuration	Coil Voltage (V dc)	Current Rating (Max.) (A)	Power Rating (Max.)	Coil Resistance	Stock no.
DPDT	6	8	2000 VA	90 Ω	**476-781**
DPDT	12	8	2000 VA	360 Ω	**476-753**
DPDT	24	8	2000 VA	1440 Ω	**476-791**
SPDT	6	12	3000 VA	90 Ω	**476-707**
SPDT	12	12	3000 VA	360 Ω	**476-690**
SPDT	24	12	3000 VA	1440 Ω	**476-719**
SPDT	6	16	4000 VA	90 Ω	**476-797**
SPDT	12	16	4000 VA	360 Ω	**476-808**
SPDT	24	16	4000 VA	1440 Ω	**476-678**

Description	Stock no.	Price per	OM	€		€		€
DPDT 8A, 6Vdc coil	P 476-781	unit	1+	3·55	15+	2·85	50+	2·14 ➤
DPDT 8A, 12Vdc coil	P 476-753	unit	1+	3·55	15+	2·85	50+	2·14 ➤
DPDT 8A, 24Vdc coil	P 476-791	unit	1+	3·64	15+	2·92	50+	2·19 ➤
SPDT 12A, 6Vdc coil	P 476-707	unit	1+	3·45	15+	2·77	50+	2·07 ➤
SPDT 12A, 12Vdc coil	P 476-690	unit	1+	3·45	15+	2·77	50+	2·07 ➤
SPDT 12A, 24Vdc coil	P 476-719	unit	1+	3·45	15+	2·77	50+	2·07 ➤
SPDT 16A, 6Vdc coil	P 476-797	unit	1+	3·50	15+	2·80	50+	2·10 ➤
SPDT 16A, 12Vdc coil	P 476-808	unit	1+	3·50	15+	2·80	50+	2·10 ➤
SPDT 16A, 24Vdc coil	P 476-678	unit	1+	3·45	15+	2·77	50+	2·07 ➤

Sensitive Relays



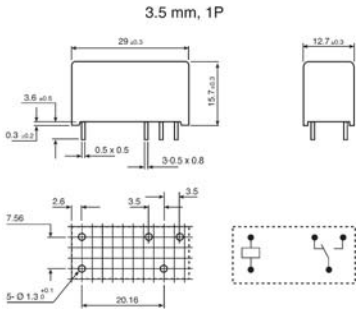

- High coil sensitivity: 250mW
- Low profile: 15.7mm max height
- 3.5mm pinning
- 5kV dielectric strength (between coil and contacts)
- Surge voltage up to 10kV (between coil and contacts)
- Wash tight
- Creepage distance 10mm
- Conforms to VDE 0435/ 0631/ 0700

Approvals: UL (File no. E134517), VDE (File no. 116934), CQC (File no. CQC02001001951)
Standards: IEC 60335-1

Contact Configuration	SPDT	Contact Resistance	100 mΩ
Current Rating (Max.)	10 A	Contact Material	AgCdO
Maximum Voltage Rating	440 Vac; 125 Vdc	Life	1 x 10^5
Power Rating (Max.)	2500 VA	Operating Temperature	-40 → +85 °C
Coil Power	250 mW	Isolation Coil To Contact	5000 V ac

Coil Voltage (V dc)	Coil Resistance	Stock no.	Price per	OM	€		€		€
6	144 Ω	P 476-668	unit	1+	3·44	15+	2·76	50+	2·06 ➤
12	576 Ω	P 476-674	unit	1+	3·61	15+	2·89	50+	2·17 ➤
24	2304 Ω	P 476-763	unit	1+	3·39	15+	2·72	50+	2·07 ➤

High Current (20A) Relays



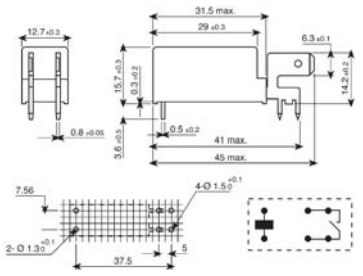

- High current rating: up to 20A
- Ambient temperature up to 125°C
- Low profile: 15.7mm max height
- Fitted with 6.3mm quick connect male terminals
- 5kV dielectric strength (between coil and contacts)
- Surge voltage up to 10kV (between coil and contacts)
- UL94, V-0 flammability class
- Flux proof construction
- Class F insulation
- Creepage distance >8mm
- Conforms to VDE 0435/ 0631/ 0700

Approvals: UL (File no. E134517), VDE (File no. 116934)
Standards: IEC 60335-1

Contact Configuration	SPST-NO	Contact Resistance	100 mΩ
Current Rating (Max.)	20 A	Contact Material	AgNi
Maximum Voltage Rating	440 Vac; 125 Vdc	Life	1 x 10^5
Power Rating (Max.)	5000 VA	Operating Temperature	-40 → +125 °C
Coil Power	400 mW	Isolation Coil To Contact	5000 V ac

Coil Voltage (V dc)	Coil Resistance	Stock no.	Price per	OM	€		€		€
6	90 Ω	P 476-747	unit	1+	5·15	15+	4·88	50+	4·35 ➤
12	360 Ω	P 476-779	unit	1+	5·10	15+	4·82	50+	4·30 ➤
24	1440 Ω	P 476-785	unit	1+	5·10	15+	4·82	50+	4·30 ➤

Slim Relays

- Slim size (width 5mm)
- High sensitivity, coil power 170mW
- 4kV dielectric strength (between coil and contacts)
- Surge voltage up to 6kV (between coil and contacts)
- Wash tight
- Clearance/creepage distance 8mm



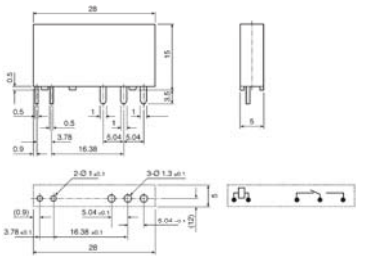

Approvals: UL (File no. E133481), VDE (File no. 40020043)

Contact Configuration	SPDT	Contact Resistance	100 mΩ
Current Rating (Max.)	6 A	Contact Material	AgNi
Maximum Voltage Rating	400 Vac; 125 Vdc	Life	3 x 10^4 (NO); 1 x 10^4 (NC)
Power Rating (Max.)	180 W / 1500 VA	Operating Temperature	-40 → +85 °C
Coil Power	170 mW	Isolation Coil To Contact	4000 V ac

Coil Voltage (V dc)	Coil Resistance	Stock no.	Price per	OM	€		€		€
6	212 Ω	P 476-624	unit	1+	2·93	15+	2·35	50+	1·76 ➤
12	848 Ω	P 476-634	unit	1+	2·93	15+	2·35	50+	1·76 ➤
24	3390 Ω	P 476-630	unit	1+	3·70	15+	2·97	50+	2·22 ➤

Subminiature Relays

- Subminiature, standard PCB layout
- 2kV dielectric strength (between coil and contacts)
- UL94, V-0 flammability class
- Class F insulation
- Wash tight
- Conforms to CTI 250 & VDE 0631/ 0700

Approvals: UL (File no. E134517), VDE (File no. 40014057)
Standards: IEC 60335-1



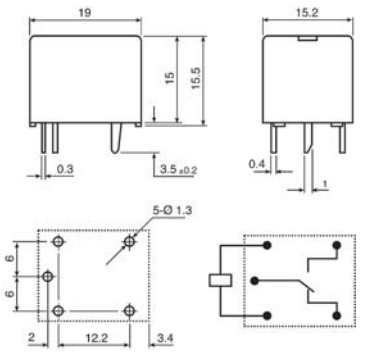

Contact Configuration	SPDT	Contact Resistance	100 mΩ
Current Rating (Max.)	10 A	Contact Material	$AgSnO_2$
Maximum Voltage Rating	277 Vac; 30 Vdc	Life	1 x 10^5
Power Rating (Max.)	300 W / 2770 VA	Operating Temperature	-40 → +105 °C
Coil Power	360 mW	Isolation Coil To Contact	2000 V ac

Coil Voltage (V dc)	Coil Resistance	Stock no.	Price per	OM	€		€		€
6	100 Ω	P 476-573	unit	1+	1·58	15+	1·29	50+	1·22 ➤
12	400 Ω	P 476-583	unit	1+	1·65	15+	1·28	50+	1·20 ➤
24	1600 Ω	P 476-618	unit	1+	1·54	15+	1·23	50+	0·95 ➤

High Current (20A) Subminiature Relays

- High switching current capability: up to 20A
- UL & CUL TV-8 rating at 125Vac
- 2.5kV dielectric strength (between coil and contacts)
- Surge voltage up to 6kV (between coil and contacts)
- Fully sealed (wash tight) construction



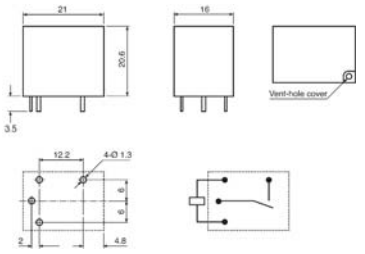

Approvals: UL (File no. E134517), VDE (File no. 40017837)
Standards: IEC 60335-1

Contact Configuration	SPST-NO	Contact Resistance	100 mΩ
Current Rating (Max.)	20 A	Contact Material	$AgSnO_2$
Maximum Voltage Rating	400 Vac	Life	1 x 10^5
Power Rating (Max.)	4700 VA	Operating Temperature	-40 → +85 °C
Coil Power	360 mW	Isolation Coil To Contact	2500 V ac

Coil Voltage (V dc)	Coil Resistance	Stock no.	Price per	OM	€		€		€
6	100 Ω	P 476-662	unit	1+	2·33	15+	1·86	50+	1·40 ➤
12	400 Ω	P 476-804	unit	1+	2·37	15+	1·89	50+	1·42 ➤
24	1600 Ω	P 476-735	unit	1+	2·33	15+	1·86	50+	1·40 ➤

Extra Low Profile Relays



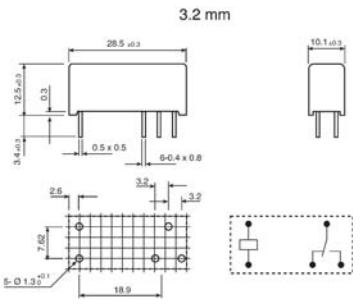

- Low profile: 12.5mm max height
- 10A switching capacity
- 3.2mm pinning
- 5kV dielectric strength (between coil and contacts)
- Surge voltage up to 10kV (between coil and contacts)
- Wash tight
- Creepage distance >8mm
- Conforms to VDE 0435/ 0631/ 0700

Approvals: UL (File no. E133481), VDE (File no. 40010480), CQC (File no. CQC04001011425)
Standards: IEC 60335-1

Contact Configuration	SPDT	Contact Resistance	100 mΩ
Current Rating (Max.)	10 A	Contact Material	$AgSnO_2$
Maximum Voltage Rating	440 Vac; 125 Vdc	Life	1×10^5
Power Rating (Max.)	300 W / 2500 VA	Operating Temperature	-40 ⟶ +85 °C
Coil Power	220-290 mW	Isolation Coil To Contact	5000 V ac

Coil Voltage (V dc)	Coil Resistance	Stock no.	Price per	OM	€		€		€
6	164 Ω	P 476-684	unit	1+	3·19	15+	2·56	50+	1·92 ➤
12	620 Ω	P 476-589	unit	1+	3·19	15+	2·56	50+	1·92 ➤
24	2350 Ω	P 476-775	unit	1+	3·19	15+	2·56	50+	1·92 ➤

High Power Relays

- Heavy load up to 5000VA, ideal for motor switching
- Withstands inrush current of 80A
- Fitted with 6.3mm quick connect male terminals
- 4.5kV dielectric strength (between coil and contacts)
- Flux proof construction

Approvals: UL (File no. E134517), CQC (File no. CQC02001001955), VDE



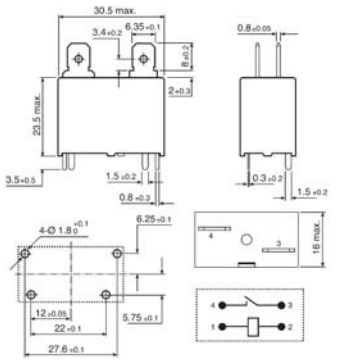

Contact Configuration	SPST-NO	Contact Resistance	100 mΩ
Current Rating (Max.)	20 A	Contact Material	$AgSnO_2$
Maximum Voltage Rating	250 Vac	Life	1×10^5
Power Rating (Max.)	5000 VA	Operating Temperature	-25 ⟶ +70 °C
Coil Power	900 mW	Isolation Coil To Contact	4500 V ac

Coil Voltage (V dc)	Coil Resistance	Stock no.	Price per	OM	€		€		€
12	160 Ω	P 476-561	unit	1+	3·12	15+	2·50	50+	1·88 ➤
24	640 Ω	P 476-551	unit	1+	2·45	15+	1·96	50+	1·47 ➤

High Power Latching Relays

- Maximum switching capability up to 50A
- Lamp load up to 5000W
- Capacitor load up to 200µF (min inrush current @ 500A/10µs)
- 4kV dielectric strength (between coil and contacts)
- Wash tight
- Creepage distance 8mm





Maximum switching capability up to 50A
Lamp load up to 5000W
Capacitor load up to 200µF (min inrush current @ 500A/10µs)
4kV dielectric strength (between coil and contacts)
Wash tight
Creepage distance 8mm

Note: Set and Reset coils have a common positive connection; both coils should not be simultaneously energised. Neither coil should be continuously energised for more than 1 minute.
Approvals: UL (File no. E134517), CQC (File no. CQC06017016719)

Contact Configuration	SPST-NO	Contact Material	$AgSnO_2$
Current Rating (Max.)	50 A	Life	1×10^5
Maximum Voltage Rating	440 Vac	Operating Temperature	-40 ⟶ +70 °C
Power Rating (Max.)	12500 VA	Mounting	Through Hole
Coil Power	3 W	Relay Construction	Latching Double Coil
Contact Resistance	50 mΩ	Isolation Coil To Contact	4000 V ac

Coil Voltage (V dc)	Coil Resistance	Stock no.	Price per	OM	€		€		€
6	12 Ω Set; 12 Ω Reset	P 476-567	unit	1+	10·99	15+	10·42	50+	9·31 ➤
12	48 Ω Set; 48 Ω Reset	P 476-577	unit	1+	11·02	15+	10·45	50+	9·34 ➤
24	192 Ω Set; 192 Ω Reset	P 476-628	unit	1+	10·99	15+	10·42	50+	9·31 ➤

Omron

G2R Series

- General purpose PCB power relay used in various domestic and commercial applications
- 8mm creepage/clearance
- H25.5 x W13 x D29 mm

Approvals: UL508; CSA22.2; EN 61810-1; SEV; SEMKO



Maximum Voltage Rating	380 Vac; 125 Vdc	Contact Material	AgSnIn
Operating Temperature	-40 ⟶ +70 °C	Relay Construction	Non-Latching
Isolation Coil To Contact	5 kVac	Features	Flux Protection

Contact Configuration	Coil Voltage	Current Rating (Max.) (A)	Contact Resistance (mΩ)	Power Rating (Max.)	Stock no.
SPDT	5 V dc	10	30	300 W / 2500 VA	366-243
SPDT	12 V dc	10	30	300 W / 2500 VA	366-259
SPDT	24 V dc	10	30	300 W / 2500 VA	366-265
SPDT	5 V dc	16	100	480 W / 4000 VA	366-287
SPDT	12 V dc	16	100	480 W / 4000 VA	366-293
SPDT	24 V dc	16	100	480 W / 4000 VA	366-300
SPDT	230 V ac	16	100	480 W / 4000 VA	369-321
DPDT	5 V dc	5	50	150 W / 1250 VA	366-316
DPDT	12 V dc	5	50	150 W / 1250 VA	366-322
DPDT	24 V dc	5	50	150 W / 1250 VA	366-338
DPDT	230 V ac	5	50	150 W / 1250 VA	369-337

Manu. Part No.	Coil Voltage	Stock no.	Price per	OM	€		€		€
G2R-1 5DC	5 V dc	366-243	unit	1+	3·75	15+	3·50	50+	3·25 ➤
G2R-1 12DC	12 V dc	366-259	unit	1+	3·75	15+	3·46	50+	3·34 ➤
G2R-1 24DC	24 V dc	366-265	unit	1+	3·73	15+	3·72	50+	3·52 ➤
G2R-1-E 5DC	5 V dc	366-287	unit	1+	4·09	15+	3·76	50+	3·63 ➤
G2R-1-E 12DC	12 V dc	366-293	unit	1+	4·24	15+	3·92	50+	3·78 ➤
G2R-1-E 24DC	24 V dc	366-300	unit	1+	4·32	15+	4·21	50+	3·91 ➤
G2R-1-E 230AC	230 V ac	369-321	unit	1+	5·92	15+	5·64	50+	5·43 ➤
G2R-2 5DC	5 V dc	366-316	unit	1+	4·45	15+	4·29	50+	4·13 ➤
G2R-2 12DC	12 V dc	366-322	unit	1+	4·44	15+	4·13	50+	3·99 ➤
G2R-2 24DC	24 V dc	366-338	unit	1+	4·44	15+	4·33	50+	4·02 ➤
G2R-2 230AC	230 V ac	369-337	unit	1+	5·92	15+	5·65	50+	5·44 ➤

G2RL Series

- Low profile 15.7mm height (max.)
- 10mm creepage/clearance
- Meets EN60335-1 requirements
- Tracking resistance: CTI>250
- H15.7, W12.7, D29mm

Approvals: UL recognised; CSA certified; VDE



Maximum Voltage Rating	440 Vac; 300 Vdc	Isolation Coil To Contact	5 kVac
Contact Resistance	100 mΩ	Features	Flux Protection
Life	20000000 ops	Operating Temperature	-40 ⟶ +85 °C

Contact Configuration	Current Rating (Max.) (A)	Coil Resistance	Stock no.
SPDT	12	62.5 Ω	365-0478
SPDT	12	360 Ω	365-0490
SPDT	12	1440 Ω	365-0507
SPDT	12	5358 Ω	365-0513
SPDT	16	62.5 Ω	365-0529
SPDT	16	360 Ω	365-0535
SPDT	16	1440 Ω	365-0557
SPDT	16	5358 Ω	365-0563
DPDT	8	62.5 Ω	365-0579
DPDT	8	360 Ω	365-0585
DPDT	8	1440 Ω	365-0591
DPDT	8	5358 Ω	365-0614

Manu. Part No.	Coil Voltage (V dc)	Stock no.	Price per	OM	€		€		€
G2RL-1 5DC	5	P 365-0478	unit	1+	2·60	15+	2·47	50+	2·29 ➤
G2RL-1 12DC	12	P 365-0490	unit	1+	2·60	15+	2·50	50+	2·32 ➤
G2RL-1 24DC	24	P 365-0507	unit	1+	2·60	15+	2·52	50+	2·34 ➤
G2RL-1 48DC	48	P 365-0513	unit	1+	3·72	15+	3·64	50+	3·58 ➤
G2RL-1-E 5DC	5	P 365-0529	unit	1+	2·90	15+	2·81	50+	2·71 ➤
G2RL-1-E 12DC	12	P 365-0535	unit	1+	2·90	15+	2·73	50+	2·63 ➤
G2RL-1-E 24DC	24	P 365-0557	unit	1+	3·21	15+	2·87	50+	2·77 ➤
G2RL-1-E 48DC	48	P 365-0563	unit	1+	2·90	15+	2·74	50+	2·66 ➤
G2RL-2 5DC	5	P 365-0579	unit	1+	3·44	15+	3·25	50+	3·13 ➤
G2RL-2 12DC	12	P 365-0585	unit	1+	3·28	15+	3·16	50+	3·05 ➤
G2RL-2 24DC	24	P 365-0591	unit	1+	3·40	15+	3·33	50+	3·22 ➤
G2RL-2 48DC	48	P 365-0614	unit	1+	3·46	15+	3·28	50+	3·05 ➤

G5CA Series

OMRON



- Flux proof
- Sub-miniature relay, L22xW16 xH11 mm
- Ideal for switching power in household appliances or for outputs from industrial devices

Approvals: UL, CSA

Contact Configuration	SPST-NO	Operating Temperature	-25 → +70 °C
Maximum Voltage Rating	250 Vac; 125 Vdc	Isolation Coil To Contact	2.5 kVac
Contact Resistance	30 mΩ	Current Rating (Max.)	15 A
Contact Material	AgSnIn	Coil Power	200 mW
Life	20000000 Ops		

Manu. Part No.	Coil Voltage (V dc)	Stock no.	Price per	OM	€		€		€
G5CA-1A-E DC5	5	508-2502	unit	1+	6·73	15+	6·43	50+	6·20 ➤
G5CA-1A-E DC12	12	508-2524	unit	1+	6·73	15+	6·43	50+	6·20 ➤
G5CA-1A-E DC24	24	508-2530	unit	1+	6·73	15+	6·43	50+	6·20 ➤

G5LE Series

OMRON

NEW



- Subminiature 'sugar cube' format
- Ideal for control circuit applications
- High current switching capacity
- Withstands impulse of up to 4500V
- Dimensions; L22.5xW16.5xH19 mm

Approvals: UL, CSA, VDE

Coil Power	400 mW	Isolation Coil To Contact	2 kVac
Contact Resistance	100 mΩ	Life	10000000 Ops
Operating Temperature	-40 → +85 °C	Contact Configuration	SPDT

Coil Voltage	Current Rating (Max.)	Maximum Voltage Rating	Power Rating (Max.)	Features	Stock no.
5 Vdc	AC: 10 A; DC: 8 A	250 Vac; 125 Vdc	240 W / 1200 VA	Flux Protection	369-466
12 Vdc	AC: 10 A; DC: 8 A	250 Vac; 125 Vdc	240 W / 1200 VA	Flux Protection	399-8225
24 Vdc	AC: 10 A; DC: 8 A	250 Vac; 125 Vdc	240 W / 1200 VA	Flux Protection	399-8231
12 Vdc	AC: 10 A; DC: 8 A	250 Vac; 125 Vdc	240 W / 1200 VA	Fully Sealed	369-472
24 Vdc	AC: 10 A; DC: 8 A	250 Vac; 125 Vdc	240 W / 1200 VA	Fully Sealed	369-488
24 Vdc	16 A	250 Vac	4000 VA	Flux Protection	492-878

Manu. Part No.	Coil Voltage	Stock no.	Price per	OM	€		€		€
G5LE-1 5DC	5 Vdc	P 369-466	unit	1+	2·85	15+	2·42	50+	2·20 ➤
G5LE-1 12DC	12 Vdc	P N 399-8225	unit	5+	1·40	75+	1·23	250+	0·93 ➤
G5LE-1 24DC	24 Vdc	P N 399-8231	unit	5+	1·40	75+	1·316	250+	1·254 ➤
G5LE-14 12DC	12 Vdc	P 369-472	unit	1+	2·85	15+	2·49	50+	2·22 ➤
G5LE-14 24DC	24 Vdc	P 369-488	unit	1+	2·74	15+	2·44	50+	2·22 ➤
G5LE-1-E DC24	24 Vdc	P N 492-878	unit	1+	2·36	25+	2·22	100+	2·12 ➤

G6B Series

OMRON



- Fully sealed

Approvals: UL, CSA (SEV for those with SV within the Manufacturer part number)

Maximum Voltage Rating	380 Vac; 125 Vdc	Life	50000000 Ops
Contact Resistance	30 mΩ	Operating Temperature	-25 → +70 °C
Contact Material	Ag Alloy (Cd free)	Isolation Coil To Contact	3 kVac

Contact Configuration	Coil Voltage	Current Rating (Max.) (A)	Coil Power	Features	Power Rating (Max.)	Stock no.
SPST-NO	12 Vdc	5	200 mW	UL,CSA approval	150 W / 1250 VA	369-725
SPST-NO	5 Vdc	5	200 mW	UL,CSA,SEV approval	150 W / 1250 VA	369-719
SPST-NO	24 Vdc	5	200 mW	UL,CSA,SEV approval	150 W / 1250 VA	369-731
SPST-NO	5 Vdc	8	200 mW	UL,CSA approval	150 W / 2000 VA	369-747
SPST-NO	12 Vdc	8	200 mW	UL,CSA approval	150 W / 2000 VA	369-753
SPST-NO	24 Vdc	8	200 mW	UL,CSA approval	150 W / 2000 VA	369-769
DPST-NO	5 Vdc	5	300 mW	UL,CSA approval	150 W / 1250 VA	369-775
DPST-NO	12 Vdc	5	300 mW	UL,CSA approval	150 W / 1250 VA	369-781
DPST-NO	24 Vdc	5	300 mW	UL,CSA approval	150 W / 1250 VA	369-797

Manu. Part No.	Stock no.	Price per	OM	€		€		€
G6B-1114P-US 12DC	P 369-725	unit	1+	4·32	15+	3·21	50+	3·17 ➤
G6B-1114P-US-SV 5DC	P 369-719	unit	1+	4·19	15+	3·23	50+	3·19 ➤
G6B-1114P-US-SV 24DC	P 369-731	unit	1+	4·31	15+	4·09	50+	3·90 ➤
G6B-1174P-US 5DC	P 369-747	unit	1+	5·51	15+	5·19	50+	5·08 ➤
G6B-1174P-US 12DC	P 369-753	unit	1+	5·40	15+	5·08	50+	4·97 ➤
G6B-1174P-US 24DC	P 369-769	unit	1+	5·40	15+	5·08	50+	4·97 ➤
G6B-2214P-US DC5	P 369-775	unit	1+	4·66	15+	4·38	50+	4·29 ➤
G6B-2214P-US 12DC BYOMZ	P 369-781	unit	1+	4·69	15+	4·42	50+	4·33 ➤
G6B-2214P-US 24DC BYOMZ	P 369-797	unit	1+	4·85	15+	4·61	50+	4·39 ➤

Accessories

Description	Stock no.	Price per	OM	€		€		€
PCB Socket P6B-04P	655-4682	unit	5+	2·05	75+	1·654	250+	1·358 ➤

G6BK Latching

OMRON



- Double winding latching
- Fully sealed
- Switching Voltage: 30Vdc; 250Vac
- Mechanical Life: 50 x 10^6
- Contact Resistance: 30mΩ
- Contact Material: AgCdO
- H11, W20, D10mm

Approvals: UL recognised; CSA certified

Coil Power	200 mW	Switch Power	1250 VA
Contact Configuration	SPST-NO	Switching Current	5 A

Manu. Part No.	Coil Voltage Vdc	Coil Resistance (Ω)	Stock no.
G6BK-1114P-US 5DC	5	89.2	808-371
G6BK-1114P-US 12DC	12	515	808-387
G6BK-1114P-US 24DC	24	2060	808-393

Manu. Part No.	Stock no.	Price per	OM	€		€		€
G6BK-1114P-US 5DC	808-371	unit	1+	8·60	15+	7·71	50+	7·04 ➤
G6BK-1114P-US 12DC	808-387	unit	1+	8·73	15+	7·79	50+	7·08 ➤
G6BK-1114P-US 24DC	808-393	unit	1+	8·60	15+	7·71	50+	7·04 ➤

G6C Series

OMRON



- Low power consumption, 200mW
- Flux protection or fully sealed types available
- Compact size, L20xW15xH10 mm

Approvals: UL, CSA (SEV for those with SV within the Manufacturer part number)

Maximum Voltage Rating	380 Vac; 125 Vdc	Life	50 x 10^6 ops
Contact Resistance	30 mΩ	Operating Temperature	-25 → +70 °C
Contact Material	AgNi	Isolation Coil To Contact	2 kVac

Contact Configuration	Current Rating (Max.) (A)	Power Rating (Max.)	Coil Voltage (V dc)	Features	Stock no.
SPNO+SPNC	8	240 W / 2000 VA	5	Fully sealed; UL,CSA approval	369-400
SPNO+SPNC	8	240 W / 2000 VA	12	Fully sealed; UL,CSA,SEV approval	369-416
SPNO+SPNC	8	240 W / 2000 VA	24	Fully sealed; UL,CSA,SEV approval	369-422
SPNO	10	300 W / 2500 VA	5	Fully sealed; UL,CSA,SEV approval	369-371
SPNO	10	300 W / 2500 VA	12	Fully sealed; UL,CSA approval	369-387
SPNO	10	300 W / 2500 VA	24	Fully sealed; UL,CSA approval	369-393

Manu. Part No.	Stock no.	Price per	OM	€		€		€
G6C-2114P-US 5DC	369-400	unit	1+	5·38	15+	4·84	50+	4·43 ➤
G6C-2114P-US-SV 12DC	369-416	unit	1+	5·38	15+	4·84	50+	4·43 ➤
G6C-2114P-US-SV 24DC	369-422	unit	1+	5·38	15+	4·84	50+	4·43 ➤
G6C-1114P-US-SV 5DC	369-371	unit	1+	4·97	15+	4·61	50+	4·34 ➤
G6C-1114P-US 12DC	369-387	unit	1+	4·97	15+	4·53	50+	4·20 ➤
G6C-1114P-US 24DC	369-393	unit	1+	4·97	15+	4·55	50+	4·23 ➤

Accessories

Description	Stock no.	Price per	OM	€		€		€
PCB Socket - G6C & G6CU Series Relay	196-6175	unit	1+	2·27	15+	1·92	50+	1·72 ➤

G6C Latching

OMRON



- Low power consumption
- Flux protection or fully sealed types with single or double winding coils available
- Compact size, L20xW15xH10 mm

Approvals: UL, CSA

Maximum Voltage Rating	250 Vac; 125 Vdc	Contact Configuration	SPST-NO; SPST-NC
Contact Resistance	30 mΩ	Current Rating (Max.)	8 A
Contact Material	AgNi	Coil Power	280 mW Set; 280 mW Reset
Life	50000000 Ops	Relay Construction	Latching Double Coil
Operating Temperature	-25 → +70 °C	Features	Fully sealed
Isolation Coil To Contact	2 kVac		

Manu. Part No.	Coil Voltage (V dc)	Stock no.	Price per	OM	€		€		€
G6CK-2114P-US 5DC	5	808-400	unit	1+	6·69	15+	6·16	50+	5·76 ➤
G6CK-2114P-US 12DC	12	808-416	unit	1+	6·69	15+	6·16	50+	5·76 ➤
G6CK-2114P-US 24DC	24	808-422	unit	1+	6·69	15+	6·16	50+	5·76 ➤

Accessories

Description	Stock no.	Price per	OM	€		€		€
PCB Socket - G6CK Series Relay	196-6181	unit	1+	2·23	15+	1·89	50+	1·69 ➤

G6D Series

OMRON



- Slim footprint width of 6.5mm. Adjacent relays may be mounted on 6.5mm pitch
- Fully sealed construction
- Switching Voltage: 30Vdc; 250Vac
- Contact Resistance: 100mΩ
- Surge withstand capability of 6kV
- Mechanical Life: 2 x 10^7
- H12.5, W17.5, D6.5mm

Approvals: UL recognised; CSA certified

Coil Power	200 mW	Switch Power	1250 VA
Contact Configuration	SPST-NO	Switching Current	5 A

Manu. Part No.	Coil Voltage Vdc	Coil Resistance (Ω)	Stock no.
G6D-1A-ASI DC5	5	125	512-9320
G6D-1A-ASI DC12	12	720	512-9336
G6D-1A-ASI DC24	24	2880	512-9342

continued on next page

PCB Relays

continued from previous page

Manu. Part No.	Coil Voltage Vdc	Stock no.	Price per	OM	€		€		€
G6D-1A-ASI DC5	5	**512-9320**	unit	1+	4·90	15+	4·69	50+	4·60 ➤
G6D-1A-ASI DC12	12	**512-9336**	unit	1+	5·44	15+	5·37	50+	5·23 ➤
G6D-1A-ASI DC24	24	**512-9342**	unit	1+	4·95	15+	4·75	50+	4·66 ➤

Accessories

Description	Stock no.	Price per	OM	€		€		€
PCB Socket P6D-04P	**376-717**	unit	5+	3·47	75+	2·66	250+	1·924 ➤

G6M Series

OMRON



Slim, miniature relay capable of relaying Programmable Controller Outputs

- 5mm width
- Reduced mounting area ideal for high density mounting
- Highly efficient magnetic circuit for high sensitivity
- SIL (Single-In-Line) terminal pitch
- SPST-NO contacts
- Expected life cycle 2 x 10^7
- Operating temperature range - 40 to +85°C

Contact Rating @ 30 Vdc	3 A	Contact Resistance	100 mΩ
Maximum Contact Voltage Vac	270	Isolation Coil To Contact	3000 V
Maximum Contact Voltage Vdc	125	Minimum Contact Load	10µA @ 5Vdc
Coil Power	120 mW	Switch Power	750 VA

Manu. Part No.	Coil Voltage Vdc	Coil Resistance (Ω)	Stock no.
G6M1A5DC	5	208	**479-6468**
G6M1A12DC	12	1200	**479-6474**
G6M-1A 24DC	24	4800	**479-6480**

Manu. Part No.	Stock no.	Price per	OM	€		€		€
G6M1A5DC	**479-6468**	unit	1+	7·33	15+	7·19	50+	7·09 ➤
G6M1A12DC	**479-6474**	unit	1+	6·84	15+	6·80	50+	6·77 ➤
G6M-1A 24DC	**479-6480**	unit	1+	7·33	15+	7·19	50+	7·09 ➤

G6RN Series

OMRON



- Fully sealed
- 8mm creepage and clearance
- Minimum contact load: 100mA @ 5mVdc
- Switching Voltage: 250 Vac
- Contact Resistance: 50mΩ
- Mechanical Life: 10 x 10^6
- Contact Material: AgNi
- Operating Temperature: -40 → +85°C
- H15, W28.5, D10mm

Approvals: VDE
Standards: IEC,CENELEC

Coil Power	220 mW	Switching Current	8 A
Switch Power	2000 VA	Isolation Coil To Contact	4000 V

Manu. Part No.	Coil Voltage Vdc	Coil Resistance (Ω)	Contact Configuration	Stock no.
G6RN-1A 5DC	5	114	SPST-NO	**267-5690**
G6RN-1A 12DC	12	655	SPST-NO	**237-5384**
G6RN-1A 24DC	24	2620	SPST-NO	**237-5390**
G6RN-1 5DC	5	114	SPDT	**267-5662**
G6RN-1 12DC	12	655	SPDT	**237-5362**
G6RN-1 24DC	24	2620	SPDT	**237-5378**

Manu. Part No.	Coil Voltage Vdc	Stock no.	Price per	OM	€		€		€
G6RN-1A 5DC	5	**267-5690**	unit	1+	3·50	15+	3·05	50+	2·71 ➤
G6RN-1A 12DC	12	**237-5384**	unit	1+	4·46	15+	3·80	50+	3·27 ➤
G6RN-1A 24DC	24	**237-5390**	unit	1+	3·95	15+	3·72	50+	3·54 ➤
G6RN-1 5DC	5	**267-5662**	unit	1+	3·96	15+	3·75	50+	3·59 ➤
G6RN-1 12DC	12	**237-5362**	unit	1+	3·85	15+	3·08	50+	2·50 ➤
G6RN-1 24DC	24	**237-5378**	unit	1+	3·94	15+	3·15	50+	2·56 ➤

Panasonic

ST Series Relay

Panasonic ideas for life







These PCB mount power relays are IC drivable and are suitable for inductive load switching. These PCB power relays also offer a high switching capability, high breakdown voltage amd improved stability. The sealed design enables automatic cleaning.

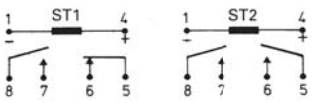

- High breakdown voltage
- High switching capability, can be used for Inductive lamp load switching
- Small form factor, sensitive enough for direct IC-driving
- Dimensions, H11x W14 x D31 mm
- Sealed construction allows automatic washing
- ST-PS relay socket available, see stk. no 103-6836

Approvals: UL, CSA, VDE, SEV

Current Rating (Max.)	8 A	Contact Material	$AgSnO_2$ + Au Clad
Maximum Voltage Rating	380 Vac; 250 Vdc	Life	1 x 10^7 Ops
Power Rating (Max.)	150 W / 3040 VA	Operating Temperature	-40 → +60 °C
Coil Power	240 mW	Isolation Coil To Contact	3750 Vrms
Contact Resistance	30 mΩ		

Manu. Part No.	Contact Configuration	Coil Voltage (V dc)	Coil Resistance	Stock no.
ST112F	SPST-NO; SPST-NC	12	600 Ω	**535-935**
ST124F	SPST-NO; SPST-NC	24	2400 Ω	**535-931**
ST212F	DPST-NO	12	600 Ω	**535-925**
ST224F	DPST-NO	24	2400 Ω	**535-941**

Manu. Part No.	Coil Voltage (V dc)	Stock no.	Price per	OM	€		€		€
ST112F	12	**535-935**	unit	1+	12·14	15+	8·52	50+	8·11 ➤
ST124F	24	**535-931**	unit	1+	12·14	15+	11·40	50+	11·04 ➤
ST212F	12	**535-925**	unit	1+	11·53	15+	10·62	50+	10·52
ST224F	24	**535-941**	unit	1+	11·53	15+	10·62	50+	10·52

Accessories

Description	Manu. Part No.	Stock no.	Price per	OM	€		€		€
PCB Relay Socket	STPS	**103-6836**	unit	1+	3·91	15+	3·55	50+	3·43 ➤

SP Series Relay

Panasonic ideas for life





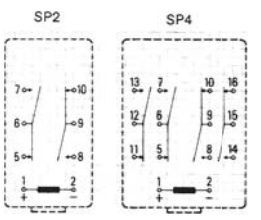

These compact PCB mount power relays are highly sensitive, highly reliability and have a long life. These PCB power relays also offer strong resistance to vibration and shock.

- High sensitivity power relay
- Nominal operating power of 300mW and minimum operating power of 150mW
- High vibration/shock resistance
- Dimensions, DPDT H22 x W50 x D25.6 mm / 4PDT H22 x W50 x D36.8 mm

Approvals: UL, CSA, TUV

Maximum Voltage Rating	250 Vac; 30 Vdc	Life	5 x 10^7 Ops
Coil Power	300 mW	Isolation Coil To Contact	3000 Vrms
Contact Resistance	30 mΩ	Operating Temperature	-50 → +60 °C
Contact Material	Ag Alloy + Au Clad		

Manu. Part No.	Contact Configuration	Coil Voltage	Coil Resistance	Current Rating (Max.)	Power Rating (Max.)	Stock no.
SP2P24	DPDT	24 Vdc	1920 Ω	AC: 15 A; DC: 10 A	300 W / 3750 VA	**127-9516**
SP4P12	4PDT	12 Vdc	480 Ω	AC: 10 A; DC: 10 A	300 W / 2500 VA	**127-9550**

Manu. Part No.	Coil Voltage	Stock no.	Price per	OM	€		€		€
SP2P24	24 Vdc	**127-9516**	unit	1+	27·15	15+	25·19	50+	20·68 ➤
SP4P12	12 Vdc	**127-9550**	unit	1+	42·74	15+	39·75	50+	27·39 ➤

S Series Relay

Panasonic ideas for life





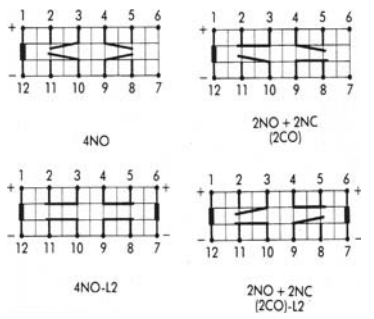

These PCB mount power relays are highly reliable and efficient, have a long life and are able to provide wide ranging control. These PCB power relays also offer high sensitivity, strong resistance to vibration and shock and have a low thermal electromotive force.

- Low profile, high sensitivity relays
- Excellent resistance to vibration and shock
- Low EMF (approx. 0.3µV)
- DIL terminal array to fit 2.54mm grid
- Dimensions, H10 x W28 x D12 mm
- PCB mounting socket available, see stock no. 127-9342

Approvals: UL, CSA

Current Rating (Max.)	AC: 4 A; DC: 3 A	Contact Material	Ag Alloy + Au Clad
Maximum Voltage Rating	250 Vac; 48 Vdc	Life	1 x 10^8 Ops
Power Rating (Max.)	90 W / 1000 VA	Operating Temperature	-55 → +65 °C
Contact Resistance	50 mΩ	Isolation Coil To Contact	1500 Vrms

Manu. Part No.	Coil Resistance	Coil Power	Contact Configuration	Relay Construction	Stock no.
S25	130 Ω	192 mW	DPST-NO; DPST-NC	Non-Latching	**127-9207**
S212	720 Ω	200 mW	DPST-NO; DPST-NC	Non-Latching	**127-9213**
S224	2850 Ω	202 mW	DPST-NO; DPST-NC	Non-Latching	**127-9229**
S2L212	720 Ω	200 mW	DPST-NO; DPST-NC	Latching Double Coil	**127-9241**
S45	130 Ω	192 mW	4PST-NO	Non-Latching	**127-9279**
S412	720 Ω	200 mW	4PST-NO	Non-Latching	**127-9285**
S424	2850 Ω	202 mW	4PST-NO	Non-Latching	**127-9291**
S4L212	720 Ω	200 mW	4PST-NO	Latching Double Coil	**127-9320**

Manu. Part No.	Coil Voltage (V dc)	Stock no.	Price per	OM	€		€		€
S25	5	**127-9207**	unit	1+	18·30	15+	16·94	50+	14·08 ➤
S212	12	**127-9213**	unit	1+	18·30	15+	16·94	50+	14·08 ➤
S224	24	**127-9229**	unit	1+	17·20	15+	16·50	50+	14·03 ➤
S2L212	12	**127-9241**	unit	1+	16·13	15+	15·38	50+	12·17 ➤
S45	5	**127-9279**	unit	1+	18·30	15+	16·94	50+	14·08 ➤
S412	12	**127-9285**	unit	1+	18·30	15+	16·94	50+	14·08 ➤

continued on next page

continued from previous page

Manu. Part No.	Coil Voltage (V dc)	Stock no.	Price per	0M	€		€		€
S424	24	127-9291	unit	1+	17·20	15+	16·50	50+	14·03 ➤
S4L212	12	127-9320	unit	1+	16·04	15+	14·75	50+	11·67 ➤

Accessories

Description	Manu. Part No.	Stock no.	Price per	0M	€		€		€
PCB Relay Socket	SSS	127-9342	unit	1+	2·50	15+	2·31	50+	2·11 ➤

JW Series Relay

Panasonic ideas for life





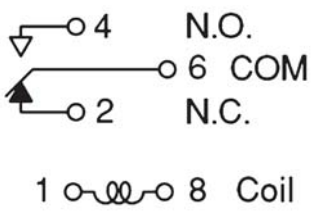

NEW

These compact PCB mount power relays are sealed and have a universal terminal footprint and a high surge withstand. Typical applications include home appliances, office machines and industrial equipment.

- Monostable power relays with long life and high breakdown voltages
- High surge withstanding, 10,000V between contacts and coil
- Sealed construction
- Dimensions, H20 x W28.6 x D12.8 mm

Approvals: UL, CSA, VDE, SEMKO, FIMKO, SEV

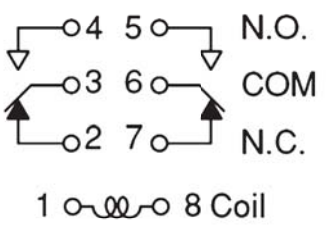

Coil Power	530 mW	Life	5 x 10^6 Ops
Contact Resistance	100 mΩ	Isolation Coil To Contact	5000 Vrms

Coil Resistance	Contact Configuration	Power Rating (Max.)	Current Rating (Max.) (A)	Maximum Voltage Rating	Operating Temperature (°C)	Contact Material	Stock no.
47 Ω	SPDT	300 W / 2500 VA	10	250 Vac; 30 Vdc	-40 → +60	AgNi	178-2078
270 Ω	SPDT	300 W / 2500 VA	10	250 Vac; 30 Vdc	-40 → +60	AgNi	178-2084
270 Ω	1 C/O	300 W / 2500 VA	10	250 Vac ; 30 Vdc	-40°C → +85°C	Ag Ni	399-8376
1100 Ω	SPDT	300 W / 2500 VA	10	250 Vac; 30 Vdc	-40 → +60	AgNi	178-2090
1100 Ω	1 C/O	300 W / 2500 VA	10	250 Vac ; 30 Vdc	-40°C → +85°C	Ag Ni	399-8382
47 Ω	DPDT	150 W / 1250 VA	5	250 Vac; 30 Vdc	-40 → +60	AgNi	178-2113
270 Ω	DPDT	150 W / 1250 VA	5	250 Vac; 30 Vdc	-40 → +60	AgNi	178-2129
1100 Ω	DPDT	150 W / 1250 VA	5	250 Vac; 30 Vdc	-40 → +60	AgNi	178-2135
1100 Ω	DPCO	150 W / 1250 VA	5	250 Vac ; 30 Vdc	-40°C → +85°C	Ag Ni	399-8411

Manu. Part No.	Coil Voltage	Stock no.	Price per	0M	€		€		€
JW1FSN5	5 Vdc	178-2078	unit	1+	2·34	15+	2·17	50+	1·99 ➤
JW1FSN12	12 Vdc	178-2084	unit	1+	3·07	15+	2·85	50+	2·68 ➤
JW1FSN-DC12V	12 Vdc	N 399-8376	unit	5+	2·402	75+	2·21	250+	2·042 ➤
JW1FSN24	24 Vdc	178-2090	unit	1+	3·27	15+	2·93	50+	2·68 ➤
JW1FSN-DC24V	24 Vdc	N 399-8382	unit	5+	2·828	75+	2·704	250+	2·612 ➤
JW2SN5	5 Vdc	178-2113	unit	1+	2·70	15+	2·59	50+	2·38 ➤
JW2SN12	12 Vdc	178-2129	unit	1+	2·45	15+	2·28	50+	2·15 ➤
JW2SN24	24 Vdc	178-2135	unit	1+	4·11	15+	3·76	50+	3·49 ➤
JW2SN-DC24V	24 Vdc	N 399-8411	unit	5+	2·78	75+	2·586	250+	2·502 ➤

JS Series Relay

Panasonic ideas for life



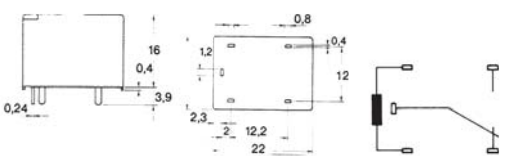

These miniature PCB mount power relays have a universal terminal footprint and a high contact capacity. Typical applications include home appliances, automotive (door locks etc), office machines and vending machines.

- High contact capacity of 10 A
- Sealed construction for automatic cleaning
- Miniature size, H16 x W22 x D16 mm

Approvals: UL, CSA, VDE, TÜV

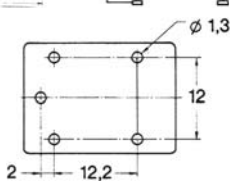

Contact Configuration	SPDT	Contact Resistance	100 mΩ
Current Rating (Max.)	AC: 10 A; DC: 5 A	Contact Material	$AgSnO_2$
Maximum Voltage Rating	250 Vac; 100 Vdc	Life	1 x 10^7
Power Rating (Max.)	2500 VA	Operating Temperature	-40 → +85 °C
Coil Power	360 mW	Isolation Coil To Contact	1500 Vrms

Manu. Part No.	Coil Voltage	Coil Resistance	Stock no.
JS112	12 Vdc	400 Ω	650-2401
JS124	24 Vdc	1600 Ω	652-5381

Manu. Part No.	Coil Voltage	Stock no.	Price per	0M	€		€		€
JS112	12 Vdc	650-2401	unit	1+	1·40	100+	1·33	250+	1·26
JS124	24 Vdc	652-5381	unit	1+	1·45	100+	1·38	250+	1·30

Type P1 sub-miniature relay

SIEMENS

- Range of washable polarised monostable sub-miniature relays with 1 coil

NEW



Coil rated power	65 → 130 mW		A switching current of 250 V= can be obtained with a reduction in device lifetime
Switching current	1 A max.	Mechanical life	10^9 cycles
Switching voltage	150 V=/125 V~ max.	Dimensions (mm)	12.9 x 7.62 x 6.9 excluding pins

NO. no. Siemens	Code	Voltage nom. (V=)	Coil resistance at 20°C (Ω)
V23026-A1001 B201	172-0749	5	370 ± 37
V23026-A1002 B201	172-0755	12	2250 ± 300
V23026-A1004 B201	172-0777	24	4500 ± 580

Coil Voltage	Stock no.	Price per	0M	€		€		€
5 Vdc	N 172-0749	unit	1+	4·20	15+	3·87	50+	3·65 ➤
24 Vdc	N 172-0777	unit	1+	4·70	15+	4·32	50+	4·05 ➤

DSP Series Relay

Panasonic ideas for life

NEW





These miniature PCB mount power relays have a high contact rating, high switching capability, high sensitivity and high breakdown voltage. A sealed construction allows automatic washing. Typical applications include office and industrial electronic devices, measuring instruments, temperature controllers and PLCs.

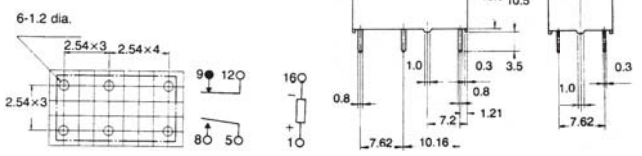

- High switching capacity monostable relay in a DIL format
- High breakdown voltage
- High sensitivity
- Sealed construction allows automatic washing
- Miniature size, H10 x W20.2 x D11 mm

Approvals: UL, CSA, TÜV

Manu. Part No.	Coil Voltage (V dc)	Operating Temperature (°C)	Stock no.
DSP15F	5	-40 → +65	650-2451
DSP112F	12	-40 → +65	650-2439
DSP124F	24	-40 → +65	650-2445
DSP2A12	12	-40 → +60	178-2214
DSP2A-DC24V	24	-40 → +60	178-2220

Manu. Part No.	Stock no.	Price per	0M	€		€		€
DSP15F	650-2451	unit	1+	6·60	10+	6·27	25+	5·94
DSP112F	650-2439	unit	1+	6·60	10+	6·27	25+	5·94
DSP124F	650-2445	unit	1+	6·60	10+	6·27	25+	5·94
DSP2A12	N 178-2214	unit	1+	9·64	15+	8·88	50+	7·96 ➤
DSP2A-DC24V	N 178-2220	unit	1+	7·97	15+	7·31	50+	6·94 ➤

Accessories

Type	Manu. Part No.	Stock no.	Price per	0M	€		€		€
Relay socket	DSP2APS	N 178-2236	unit	1+	4·32	15+	3·96	50+	3·72 ➤

Schrack

SNR Series - Slim Relays

TE connectivity

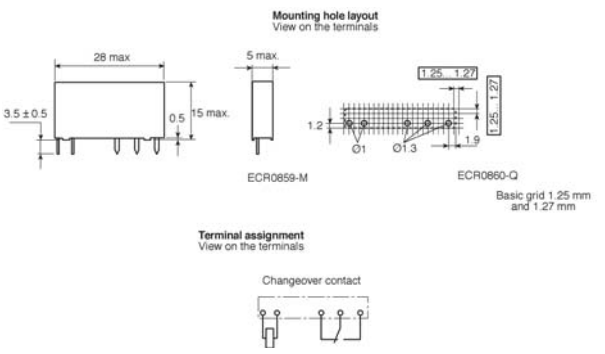



NEW

- High coil sensitivity: 170mW
- Compact design (5mm thickness) for high density PCB mounting
- Coil power: 210 mW
- Operating temperature range: -40 to +85°C
- Creepage and clearance: 8 mm; 6 mm

continued on next page

PCB Relays

continued from previous page

- Isolation coil to contact: 4000Vac
- Switching voltage: 250Vac
- H 15, W 28, D 5

Approvals: UL, CSA, VDE

Contact Configuration	SPDT
Current Rating (Max.)	6 A
Power Rating (Max.)	1500 VA

Manu. Part No.	Coil Voltage (V dc)	Coil Resistance	Contact Material	Coil Resistance	Stock no.
V23092A1905A301	5	119 Ω	$AgSnO_2$	119 Ω	231-2361
V23092-A1005-A301	5	147 Ω	AgSnO2	147 Ω	680-4328
V23092A1012A301	12	848 Ω	$AgSnO_2$	848 Ω	231-2377
V23092-A1012-A201	12	848 Ω	AgSnO2 / Au Plated	848 Ω	680-4322
V23092A1024A301	24	3390 Ω	$AgSnO_2$	3390 Ω	231-2383

Manu. Part No.	Stock no.	Price per	OM	€		€		€
V23092A1905A301	P 231-2361	unit	1+	5·13	15+	3·95	50+	3·06 ➤
V23092-A1005-A301	P N 680-4328	unit	1+	6·87	15+	6·19	50+	5·57 ➤
V23092A1012A301	P 231-2377	unit	1+	5·74	15+	5·63	50+	5·55 ➤
V23092-A1012-A201	P N 680-4322	unit	1+	5·60	15+	5·14	50+	4·82 ➤
V23092A1024A301	P 231-2383	unit	1+	5·00	15+	4·45	50+	4·04 ➤

PCN Series - Slim Relays

- Extremely slim, only 5mm width
- Sensitive coil
- Reinforced insulation
- Cadmium-free contacts
- RT III - washproof

Approvals: UL; VDE

Contact Configuration	SPST-NO
Current Rating (Max.)	3 A
Maximum Voltage Rating	277 Vac
Power Rating (Max.)	750 VA
Coil Power	120 mW
Contact Material	AgNi
Life	20 x 10^6 Ops
Operating Temperature	-30 → +70 °C
Isolation Coil To Contact	3000 Vrms

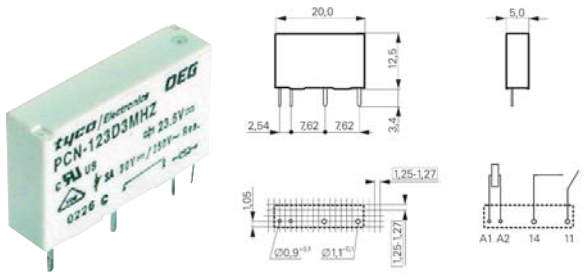

Manu. Part No.	Coil Voltage (V dc)	Coil Resistance	Stock no.
PCN-105D3MHZ	5	208 Ω	494-0306
PCN-112D3MHZ	12	1200 Ω	494-0312
PCN-124D3MHZ	24	4800 Ω	494-0328

Manu. Part No.	Coil Voltage (V dc)	Stock no.	Price per	OM	€		€		€
PCN-105D3MHZ	5	494-0306	unit	1+	2·57	15+	2·37	50+	1·17 ➤
PCN-112D3MHZ	12	494-0312	unit	1+	2·57	15+	2·33	50+	1·21 ➤
PCN-124D3MHZ	24	494-0328	unit	1+	3·14	15+	2·88	50+	2·70 ➤

RP3SL Series

- 120A, 20ms inrush capability
- 5mm pins
- DIN rail mounting sockets available see stock no. 400-9130
- Applications: lighting control, timers, motor control, home automation
- Coil power: 500 mW
- Operating temperature range: -40 to +70°C
- Creepage & clearance: 8 mm
- Isolation coil to contact: 4000Vac
- Switching voltage: 250Vac
- H 25.5, W 29, D 12.6

Approvals: UL, CSA, VDE



Contact Configuration	SPST-NO	Contact Material	$AgSnO_2$
Switch Power	4000 VA	IP Rating	IP 40
Switching Current	16 A	Mechanical Life	30 x 10^6 Ops

Manu. Part No.	Coil Voltage Vdc	Coil Resistance (Ω)	Stock no.
RP3SL012	12	270	376-751
RP3SL024	24	1100	376-767

Manu. Part No.	Coil Voltage Vdc	Stock no.	Price per	OM	€		€		€
RP3SL012	12	376-751	unit	1+	3·99	15+	3·79	50+	3·43 ➤
RP3SL024	24	376-767	unit	1+	3·84	15+	3·56	50+	3·35 ➤

RPII Series

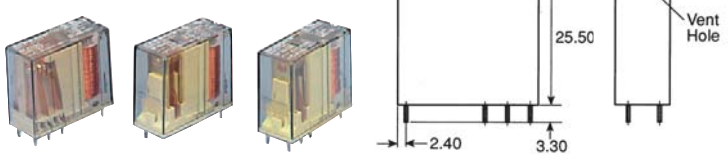

NEW

- Coil power: 500 mW
- Operating temperature range: -40 to +70°C
- Switching voltage: 250Vac
- Creepage and clearance: 8mm
- Applications: Power supply, domestic equipment, heating control, etc

Approvals: UL, CSA, VDE

Switching Current (A)	Coil Resistance (Ω)	Contact Configuration	Switch Power (VA)	Contact Material	IP Rating	Mechanical Life	Stock no.
16	1100	1 changeover	4000	AgCdO	IP 40	30 x 10^6 switching cycles	103-9627
12	1100	SPDT	3000	AgCdO	IP 40	30 x 10^6 Ops	256-3468
8	270	DPDT	2000	AgCdO	IP 40	30 x 10^6 Ops	103-2294
8	1100	DPDT	2000	AgCdO	IP 40	30 x 10^6 Ops	103-2301
8	2739	DPDT	2000	AgCdO	IP 40	30 x 10^6 Ops	434-9012
8	1100	DPDT	2000	AgNi	IP 40	20 x10^6 Ops	256-3654
16	68	SPDT	4000	AgCdO	IP 67	30 x 10^6 Ops	376-256
16	270	SPDT	4000	AgCdO	IP 67	30 x 10^6 Ops	376-262
16	1100	SPDT	4000	AgCdO	IP 67	30 x 10^6 Ops	376-278
12	68	SPDT	3000	AgCdO	IP 67	30 x 10^6 Ops	376-199
12	270	SPDT	3000	AgCdO	IP 67	30 x 10^6 Ops	376-206
12	1100	SPDT	3000	AgCdO	IP 67	30 x 10^6 Ops	376-212
12	280	SPDT	3000	AgCdO	IP 67	30 x 10^6 Ops	376-228
12	5600	SPDT	3000	AgCdO	IP 67	30 x 10^6 Ops	376-234
12	2739	SPDT	3000	AgCdO	IP 67	30 x 10^6 Ops	376-240
8	68	DPDT	2000	AgNi	IP 67	20 x 10^6 Ops	376-133
8	270	DPDT	2000	AgNi	IP 67	20 x 10^6 Ops	376-149
8	1100	DPDT	2000	AgNi	IP 67	20 x 10^6 Ops	376-155
8	280	DPDT	2000	AgCdO	IP 67	20 x 10^6 Ops	376-161
8	5600	DPDT	2000	AgCdO	IP 67	20 x 10^6 Ops	376-177
8	2739	DPDT	2000	AgCdO	IP 67	20 x 10^6 Ops	376-183

Manu. Part No.	Coil Voltage	Stock no.	Price per	OM	€		€		€
3-1393230-2	24 Vdc	N 103-9627	unit	1+	8·17	25+	7·35	100+	7·19 ➤
RP418024	24 Vdc	N 256-3468	unit	1+	6·34	15+	4·73	50+	3·52 ➤
RP420012	12 Vdc	N 103-2294	unit	1+	4·24	15+	3·82	50+	3·07 ➤
RP420024	24 Vdc	103-2301	unit	1+	4·93	15+	3·83	50+	3·01 ➤
RP420730	230 Vac	434-9012	unit	1+	23·09	15+	20·83	50+	20·27 ➤
RP421024	24 Vdc	256-3654	unit	1+	5·35	15+	4·00	50+	3·08 ➤
RP710006	6 Vdc	376-256	unit	1+	4·37	15+	4·10	50+	3·47 ➤
RP710012	12 Vdc	376-262	unit	1+	3·13	15+	2·75	50+	2·47 ➤
RP710024	24 Vdc	376-278	unit	1+	7·00	15+	6·91	50+	3·61 ➤
RP818006	6 Vdc	376-199	unit	1+	4·39	15+	4·14	50+	3·47 ➤
RP818012	12 Vdc	376-206	unit	1+	5·26	15+	4·96	50+	4·60 ➤
RP818024	24 Vdc	376-212	unit	1+	3·77	15+	3·53	50+	3·32 ➤
RP818524	24 Vac	376-228	unit	1+	6·33	15+	5·70	50+	5·03 ➤
RP818615	115 Vac	376-234	unit	1+	7·60	15+	6·85	50+	6·02 ➤
RP818730	230 Vac	376-240	unit	1+	8·82	15+	7·94	50+	7·00 ➤
RP821006	6 Vdc	376-133	unit	1+	8·03	15+	6·80	50+	6·64 ➤
RP821012	12 Vdc	376-149	unit	1+	3·69	15+	3·09	50+	2·64 ➤
RP821024	24 Vdc	376-155	unit	1+	3·69	15+	3·09	50+	2·64 ➤
RP820524	24 Vac	376-161	unit	1+	6·33	15+	5·70	50+	4·28 ➤
RP820615	115 Vac	376-177	unit	1+	7·60	15+	6·85	50+	5·14 ➤
RP820730	230 Vac	376-183	unit	1+	11·03	15+	9·92	50+	8·38 ➤

PE Series

- High coil sensitivity: 200mW
- Applications: industrial electronic, household appliances and control equipment
- Coil power: 200 mW
- Operating temperature range: -40 to +85°C
- Creepage and clearance: ≥4 mm; ≥3.2 mm
- Switching voltage: 250Vac
- H 10, W 20, D 10

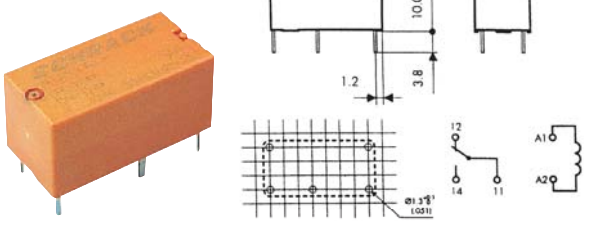

Contact Configuration	SPDT	Contact Material	AgNi
Switch Power	1250 VA	IP Rating	IP 40
Switching Current	5 A	Mechanical Life	15 x 10^7 Ops

Manu. Part No.	Coil Voltage Vdc	Coil Resistance (Ω)	Stock no.
PE014006	6	172	253-6848
PE014012	12	685	253-6854
PE014024	24	2725	253-6876

Manu. Part No.	Coil Voltage Vdc	Stock no.	Price per	OM	€		€		€
PE014006	6	P 253-6848	unit	1+	3·58	15+	3·25	50+	2·94 ➤
PE014012	12	P 253-6854	unit	1+	3·40	15+	3·13	50+	2·94 ➤
PE014024	24	P 253-6876	unit	1+	3·18	15+	2·75	50+	2·42 ➤

RX Series

NEW

- RX low profile PCB power relay
- Available in SPDT 12A, 3.5mm pinning; SPDT / SPST-NO 16A, 5mm pinning; DPDT 8A, 5mm pinning
- Switching voltage: 250/400Vac
- Operating temperature: -40 → +70 °C; DC SP -40 → +85 °C
- Flux proof
- Dimensions: H 15.7mm, W 29.0mm, D 12.7mm

Approvals: VDE



Relay Construction	Non-Latching		
Features	Transparent Cover		

Manu. Part No.	Current Rating (Max.) (A)	Coil Resistance (Ω)	Contact Configuration	Power Rating (Max.)	Stock no.
RX114024C	12	1095	SPDT	3000 VA	511-6740
RX114730C	12	32500	SPDT	3000 VA	511-6756
RX314012C	16	274	SPDT	4000 VA	511-6762

continued on next page

continued from previous page

Manu. Part No.	Current Rating (Max.) (A)	Coil Resistance (Ω)	Contact Configuration	Power Rating (Max.)	Stock no.
RX314024C	16	1095	SPDT	4000 VA	**511-6778**
RX424012C	8	274	DPDT	2000 VA	**511-6790**
RX424024C	8	1095	DPDT	2000 VA	**511-6807**
RX424730C	8	32500	DPDT	2000 VA	**511-6813**

Manu. Part No.	Coil Voltage	Stock no.	Price per	0M	€		€		€
RX114024C	24 Vdc	N **511-6740**	unit	1+	2·06	15+	1·65	50+	1·39 ➤
RX114730C	230 V ac	N **511-6756**	unit	1+	4·06	15+	3·26	50+	3·01 ➤
RX314012C	12 Vdc	N **511-6762**	unit	1+	2·82	15+	2·70	50+	2·43 ➤
RX314024C	24 Vdc	N **511-6778**	unit	1+	2·68	15+	2·49	50+	2·28 ➤
RX424012C	12 Vdc	**511-6790**	unit	1+	2·56	15+	2·36	50+	2·21 ➤
RX424024C	24 Vdc	**511-6807**	unit	1+	2·41	15+	2·26	50+	2·14 ➤
RX424730C	230 V ac	**511-6813**	unit	1+	4·41	15+	4·06	50+	3·80 ➤

RE Series

NEW

- Sensitive coil 200mW
- RTIII - wash tight
- Creepage & clearance 4mm
- Flammability class - UL94V-0
- PCB area 200mm²
- Dimensions 10.6x20x10mm
- Applications include PLC's, timers, temperature control, I/O cards, white goods etc



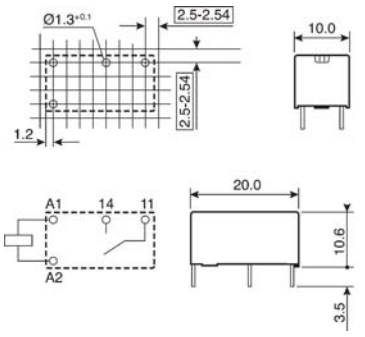

Approvals: UL, VDE

Contact Configuration	SPST-NO	Coil Power	200 mW
Current Rating (Max.)	6 A	Life	30 x 10^6 (mech. cycles)
Maximum Voltage Rating	400 Vac	Operating Temperature	-40 ⟶ +70 °C
Power Rating (Max.)	1500 VA	Isolation Coil To Contact	4000 Vrms

Manu. Part No.	Coil Voltage (V dc)	Coil Resistance	Contact Material	Stock no.
RE030006	6	180 Ω	AgCdO	**353-168**
RE030012	12	720 Ω	AgCdO	**353-174**
RE030024	24	2880 Ω	AgCdO	**353-180**
RE034024	24	2880 Ω	AgNi	**515-600**

Manu. Part No.	Coil Voltage (V dc)	Stock no.	Price per	0M	€		€		€
RE030006	6	**353-168**	unit	1+	4·34	15+	3·91	50+	2·14 ➤
RE030012	12	**353-174**	unit	1+	2·48	15+	2·27	50+	2·11 ➤
RE030024	24	**353-180**	unit	1+	5·73	15+	5·15	50+	3·04 ➤
RE034024	24	P N **515-600**	unit	1+	1·85	15+	1·63	50+	1·46 ➤

T7N / T7N-WG Series

- Operating Temperature Range -40 to +85°C
- SPCO
- Switching Voltage 250 Vac
- H 16.4, W 22.5, D 16mm
- 450 mW / 360 mW Versions
- Wash Tight / Flux Proof available
- Version T7N-N-WG with tracking resistance CTI 325
- WG Version: Product in accordance to IEC60335-1
- WG-A CTI 325 for relay base only



Approvals: UL recognised

Switch Power	2500 VA	IP Rating	IP 67
Switching Current	10 A	Mechanical Life	1 x 10^6 Ops

Manu. Part No.	Coil Voltage Vdc	Coil Resistance (Ω)	Stock no.
T7NS5D406	6	100	**334-0187**
T7NS5D4-12	12	400	**511-4788**
T7NS5D4-24	24	1600	**334-0200**

Manu. Part No.	Coil Voltage Vdc	Stock no.	Price per	0M	€		€		€
T7NS5D406	6	**334-0187**	unit	1+	2·09	15+	1·99	50+	1·58 ➤
T7NS5D4-12	12	**511-4788**	unit	1+	1·33	15+	1·22	50+	1·13 ➤
T7NS5D4-24	24	**334-0200**	unit	1+	1·40	15+	1·26	50+	1·16 ➤

Card E Series





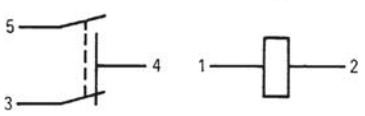

- Fully sealed
- Operating Temperature Range -40 to +70°C
- SPCO
- Switching Voltage 250 Vac
- Creepage and Clearance 4 mm

Approvals: UL, C-UL recognised, VDE

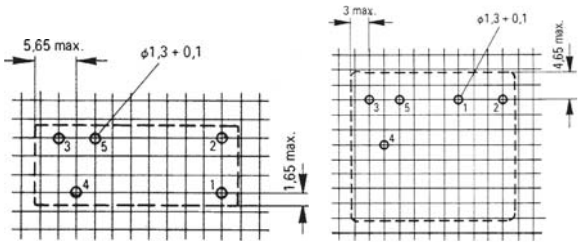

Switch Power	2000 VA	Mechanical Life	20 x 10^6 cycles Ops
Switching Current	8 A		

Description	Manu. Part No.	Coil Resistance (Ω)	Stock no.
Vertical Relay	V23057B1A101	80	**172-1017**
Vertical Relay	V23057B2A101	330	**172-1023**
Horizontal Relay	V23057A2A401	330	**256-3856**
Vertical Relay	V23057B6A101	1200	**172-1039**
Horizontal Relay	V23057A6A401	1200	**256-3884**
Horizontal Relay	V23057A2A101	330	**172-0799**
Vertical Relay	V23057B2A401	330	**256-3941**
Horizontal Relay	V23057A6A101	1200	**172-0806**
Vertical Relay	V23057B6A401	1200	**256-3991**

Description	Coil Voltage Vdc	Stock no.	Price per	0M	€		€		€
Vertical Relay	6	**172-1017**	unit	1+	7·81	15+	7·18	50+	6·33 ➤
Vertical Relay	12	**172-1023**	unit	1+	9·43	15+	8·40	50+	6·98 ➤
Horizontal Relay	12	**256-3856**	unit	1+	8·46	15+	7·78	50+	4·99 ➤
Vertical Relay	24	**172-1039**	unit	1+	8·29	15+	8·08	50+	6·89 ➤
Horizontal Relay	24	**256-3884**	unit	1+	11·04	15+	10·17	50+	6·98 ➤
Horizontal Relay	12	**172-0799**	unit	1+	9·01	15+	8·69	50+	7·86 ➤
Vertical Relay	12	**256-3941**	unit	1+	7·36	15+	6·78	50+	6·33 ➤
Horizontal Relay	24	**172-0806**	unit	1+	4·80	15+	4·75	50+	4·12 ➤
Vertical Relay	24	**256-3991**	unit	1+	9·35	15+	8·61	50+	6·89 ➤

RYII Series

- 3.2mm pinning
- Applications: heating control, interface, timer, domestic applications
- Operating temperature range -40 to +70°C
- Switching voltage 250 Vac
- Creepage and clearance 8 mm
- H 12.3, W 28.5, D 10
- Contact material: AgCdO



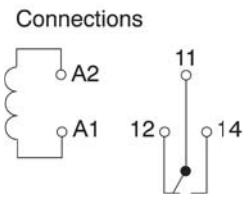

Approvals: UL, CSA VDE

Coil Power	220 mW	Switching Current	8 A
Contact Configuration	SPDT	Mechanical Life	3 x 10^7 Ops
Switch Power	2 kVA		

Manu. Part No.	Coil Voltage Vdc	Coil Resistance (Ω)	Stock no.
RY610005	5	113	**274-043**
RY610012	12	620	**274-059**
RY610024	24	2350	**274-065**

Manu. Part No.	Coil Voltage Vdc	Stock no.	Price per	0M	€		€		€
RY610005	5	P **274-043**	unit	1+	4·94	15+	3·72	50+	2·40 ➤
RY610012	12	P **274-059**	unit	1+	6·43	15+	5·94	50+	2·50 ➤
RY610024	24	P **274-065**	unit	1+	6·07	15+	4·86	50+	4·17 ➤

RY Series

NEW

- 3.2mm pinning
- Switching voltage: 250Vac
- Creepage and clearance: 8mm
- Operating temperature: -40 to + 70°C
- Dimensions: H 12.3mm, W 28.5mm, D 10mm

Approvals: UL, CSA & VDE

Relay Construction	Non-Latching
Power Rating (Max.)	2000 VA
Current Rating (Max.)	8 A
Contact Configuration	SPDT
Life	3 x 10^6
Coil Power	220 mW





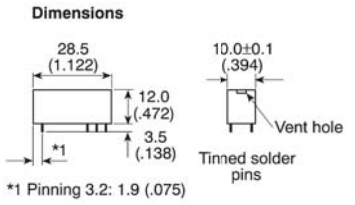

Manu. Part No.	Coil Voltage Vdc	Coil Resistance (Ω)	Stock no.
RY611005	5	113	**512-9285**
RY611012	12	620	**512-9308**
RY611024	24	2350	**512-9314**
RY211012	12	627	**680-4069**

Manu. Part No.	Coil Voltage Vdc	Stock no.	Price per	0M	€		€		€
RY611005	5	P **512-9285**	unit	1+	2·46	15+	2·19	50+	1·99 ➤
RY611012	12	P N **512-9308**	unit	1+	2·46	15+	2·19	50+	1·99 ➤
RY611024	24	P N **512-9314**	unit	1+	2·46	15+	2·19	50+	1·99 ➤
RY211012	12	P N **680-4069**	unit	1+	4·60	15+	4·14	50+	3·72 ➤

RT1& RT2 Series



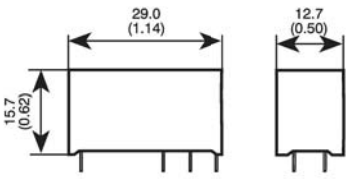

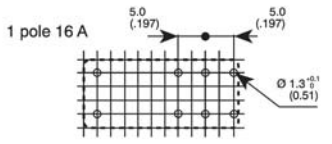

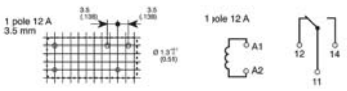

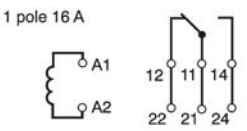

NEW

- Creepage and Clearance 10/10 mm
- Applications: interface, automation, domestic applications, security lighting, heating systems

Approvals: UL, CSA, VDE

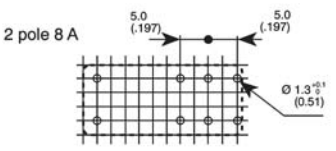

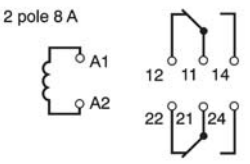

Contact Material AgNi

Description	Current Rating (Max.) (A)	Power Rating (Max.)	Coil Power	Coil Resistance	Manu. Part No.	Stock no.
SPCO 3.5mm pin	12	3000 VA	400 mW	62 Ω	RTB14005	198-6927
SPCO 3.5mm pin	12	3000 VA	400 mW	360 Ω	RTB14012	198-6933
SPCO 3.5mm pin	12	3000 VA	400 mW	1440 Ω	RTB14024	198-6949
SPCO 3.5mm pin	12	3000 VA	0.75 VA	350 Ω	RTB14524	200-1948
SPCO 3.5mm pin	12	3000 VA	0.76 VA	8100 Ω	RTB14615	200-1954
SPCO 3.5mm pin	12	3000 VA	0.74 VA	32500 Ω	RTB14730	200-1960
SPCO 5.0mm pin	16	4000 VA	400 mW	360 Ω	RTD14012	198-6977
SPCO 5.0mm pin	16	4000 VA	400 mW	1440 Ω	RTD14024	198-6983
SPCO 5.0mm pin	16	4000 VA	400 mW	90 Ω	RT314006	680-3735
SPCO 5.0mm pin	16	4000 VA	400 mW	360 Ω	RT314012	680-3739
SPCO 5.0mm pin	16	4000 VA	400 mW	1440 Ω	RT314024	680-3748
DPCO 5.0mm pin	8	2000 VA	400 mW	360 Ω	RTE24012	198-6905
DPCO 5.0mm pin	8	2000 VA	400 mW	1440 Ω	RTE24024	198-6911
DPCO 5.0mm pin	8	2000 VA	0.76 VA	350 Ω	RTE24524	200-1904
DPCO 5.0mm pin	8	2000 VA	0.76 VA	8100 Ω	RTE24615	200-1910
DPCO 5.0mm pin	8	2000 VA	0.74 VA	32500 Ω	RTE24730	200-1926
DPCO 5.0mm pin	8	2000 VA	400 mW	62 Ω	RTE24005	198-6898
DPCO 5.0mm pin	8	2000 VA	400 mW	360 Ω	RT424012	680-3830
DPCO 5.0mm pin	8	2000 VA	400 mW	1440 Ω	RT424024	680-3849
DPCO 5.0mm pin	8	2000 VA	0.75 VA	32500 Ω	RT424730	680-3877

Description	Coil Voltage	Stock no.	Price per	OM	€		€		€
SPCO 3.5mm pin	5 Vdc	P 198-6927	unit	1+	5·26	15+	4·26	50+	3·10 ➤
SPCO 3.5mm pin	12 Vdc	P 198-6933	unit	1+	3·20	15+	2·90	50+	2·67 ➤
SPCO 3.5mm pin	24 Vdc	P 198-6949	unit	1+	2·78	15+	2·59	50+	1·47 ➤
SPCO 3.5mm pin	24 V ac	P 200-1948	unit	1+	6·31	15+	5·14	50+	3·94 ➤
SPCO 3.5mm pin	115 V ac	P 200-1954	unit	1+	6·38	15+	6·09	50+	3·92 ➤
SPCO 3.5mm pin	230 V ac	P 200-1960	unit	1+	7·74	15+	7·19	50+	4·79 ➤
SPCO 5.0mm pin	12 Vdc	P 198-6977	unit	1+	4·28	15+	4·09	50+	1·47 ➤
SPCO 5.0mm pin	24 Vdc	P 198-6983	unit	1+	2·95	15+	2·21	50+	1·65 ➤
SPCO 5.0mm pin	6 Vdc	P N 680-3735	unit	1+	3·19	15+	2·88	50+	2·49 ➤
SPCO 5.0mm pin	12 Vdc	P N 680-3739	unit	1+	3·73	15+	3·60	50+	3·13 ➤
SPCO 5.0mm pin	24 Vdc	P N 680-3748	unit	1+	4·38	15+	4·32	50+	1·53 ➤
DPCO 5.0mm pin	12 Vdc	P 198-6905	unit	1+	3·84	15+	2·91	50+	2·23 ➤
DPCO 5.0mm pin	24 Vdc	P 198-6911	unit	1+	3·83	15+	2·98	50+	2·23 ➤
DPCO 5.0mm pin	24 V ac	P 200-1904	unit	1+	5·53	15+	5·45	50+	3·67 ➤
DPCO 5.0mm pin	115 V ac	P 200-1910	unit	1+	6·18	15+	5·17	50+	4·41 ➤
DPCO 5.0mm pin	230 V ac	P 200-1926	unit	1+	7·68	15+	7·36	50+	4·88 ➤
DPCO 5.0mm pin	5 Vdc	P 198-6898	unit	1+	3·20	15+	2·42	50+	1·85 ➤
DPCO 5.0mm pin	12 Vdc	P N 680-3830	unit	1+	2·93	15+	2·63	50+	2·40 ➤
DPCO 5.0mm pin	24 Vdc	P N 680-3849	unit	1+	2·39	15+	2·13	50+	1·78 ➤
DPCO 5.0mm pin	230 V ac	P N 680-3877	unit	1+	7·85	15+	6·54	50+	5·56 ➤

1CO or 2CO relay

NEW

- Relays with one or two changeover contacts (CO).
- Waveflow soldering version.
- Cadmium-free contacts.
- Supports only accept 1CO / 16 A and 2CO / 8 A relays.

Approvals: UL



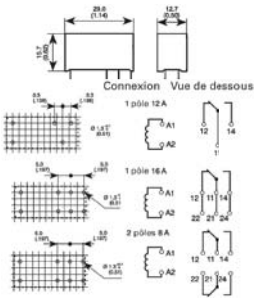

Type:	1 C/O	2 C/O
Breaking capacity:	2500 / 4000 VA	2000 VA
Rated breaking current:	12 / 16 A	8 A
Operate time:	7 ms	6 ms
Release time:	3 ms	2 ms
Contact bounce:	2 ms	1 ms

Breaking capacity: 250 Vac
Max. input voltage breaking power: 440 Vac
Rated consumption: 400 mW
Dielectric strength - contacts/coil: 5000 Vac
Dielectric strength - contacts/contacts: 1000 Vac
Contact material: AgNi 90 / 10
Mechanical service life: 30 x 10^6 operations min.
Operating temperature: –40 °C → +70 °C
Soldering temperature: +260 °C (5 s max.)

release	control	resistance
rated	rated (mA)	coil (Ω)
Sensitive coil version		
6 Vdc	41.7	144
24 Vdc	10.4	2304
Standard coil version		
5 Vdc	80	62
12 Vdc	33.3	360
24 Vdc	16.7	1440
24 Vac	31.7	350
48 Vac	15.5	1420
115 Vac	6.6	8100
230 Vac	3.3	32500

Contact Configuration	Coil Voltage	Stock no.
1 C/O	5 V dc	231-2153
1 C/O	12 Vdc	189-4070
1 C/O	24 Vdc	189-4086
1 C/O	24 Vdc	189-4109
1 C/O	24 V ac	205-2520
1 C/O	115 V ac	231-2175
1 C/O	230 V ac	205-2536
DPCO	48 V ac	231-2181
1 C/O	6 V dc	231-2147

Manu. Part No.	Stock no.	Price per	OM	€		€		€
RT114005	N 231-2153	unit	1+	3·72	15+	3·46	50+	2·98 ➤
RT114012	N 189-4070	unit	1+	3·13	15+	2·91	50+	2·24 ➤
RT114024	N 189-4086	unit	1+	3·13	15+	2·91	50+	2·24 ➤
RT314024	N 189-4109	unit	1+	3·75	15+	3·49	50+	3·14 ➤
RT314524	N 205-2520	unit	1+	4·10	15+	3·81	50+	3·73 ➤
RT314615	N 231-2175	unit	1+	4·64	15+	4·27	50+	4·12 ➤
RT314730	N 205-2536	unit	1+	6·22	15+	5·79	50+	5·24 ➤
RT424548	N 231-2181	unit	1+	6·91	15+	6·42	50+	5·55 ➤
RT174006	N 231-2147	unit	1+	4·36	15+	4·05	50+	3·48 ➤

Accessories

Description	Stock no.	Price per	OM	€		€		€
DIN rail support + LED module Vdc and Vac	N 221-5844	unit	1+	11·65	15+	10·84	50+	9·45 ➤
DIN rail support + LED module Vdc and Vac	N 221-5850	unit	1+	11·65	15+	10·84	50+	9·45 ➤

RT1 Series - Sensitive Coil Relays

- Ultra high coil sensitivity 250mW
- 3.5mm pinning
- Switching voltage: 250Vac
- H 15.7 , W 29 , D 12.7 mm
- Applications: Temperature control, Domestic applications

Approvals: UL, CSA, VDE



Coil Power	250 mW	Switching Current	10 A
Contact Configuration	SPCO	Mechanical Life	3 x 10^7 Ops
Switch Power	2.5 kVA		

Manu. Part No.	Coil Voltage Vdc	Coil Resistance (Ω)	Stock no.
RTB74005	5	100	229-3591
RTB74012	12	576	229-3608
RTB74024	24	2304	229-3614

Manu. Part No.	Coil Voltage Vdc	Stock no.	Price per	OM	€		€		€
RTB74005	5	P 229-3591	unit	1+	3·84	15+	3·21	50+	2·74 ➤
RTB74012	12	P 229-3608	unit	1+	3·94	15+	3·53	50+	3·22 ➤
RTB74024	24	P 229-3614	unit	1+	3·84	15+	3·71	50+	2·23 ➤

OM = Order Multiple P Also available in Production Packaging, visit rswww.ie for details ➤ Indicates more pricing available on this product, call or go online N new product to range

Power PCB relay, RT relay, 8 A, 2-pin switching, 10 A, 12 A and 16 A, 1-pin, switching



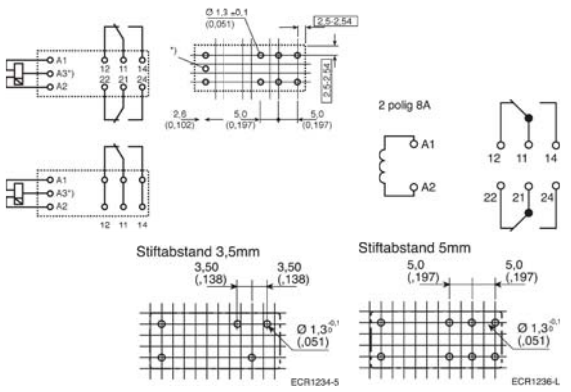

- Neutral DC and AC relay
- Monostable and bistable
- Fluxproof
- 3.5 or 5 mm print patterns
- Standard and sensitive design

Type	Nominal voltage	Voltage range at 20 °C	Coil resistance at 20°C
DC voltage			
1-pin, 12 A, pinning 3.5 mm, 1 CO relay			
RT114012	12 V	8.4 → 27.6 V	360 ±10% Ω
RT114024	24 V	16.8 → 55.2 V	1440 ±10% Ω
1-pin, 12 A, pinning 5 mm, 1 CO relay			
RT214012	12 V	8.4 → 27.6 V	360 ±10% Ω
RT214024	24 V	16.8 → 55.2 V	1440 ±10% Ω
1-pin, 16 A, pinning 5 mm, 1 CO relay			
RT314012	12 V	8.4 → 27.6 V	360 ±10% Ω
RT314024	24 V	16.8 → 55.2 V	1440 ±10% Ω
1-pin, 16 A, pinning 5 mm, 1 CO relay			
RT334012	12 V	8.4 → 27.6 V	360 ±10% Ω
RT334024	24 V	16.8 → 55.2 V	1440 ±10% Ω
2-pin, 8 A, pinning 5 mm, 2 CO relay			
RT424012	12 V	8.4 → 27.6 V	360 ±10% Ω
RT424024	24 V	16.8 → 55.2 V	1440 ±10% Ω
RT424048	48 V	33.6 → 110.4 V	5760 ±15% Ω
Sensitive, 1-pin, 10 A, pinning 3.5 mm, 1 CO relay			
RT174012	12 V	9 → 34.2 V	576 ±10% Ω
RT174024	24 V	18 → 68.4 V	2304 ±11% Ω
AC voltage			
1-pin, 12 A, Pinning 3.5 mm, 1 CO relay			
RT114730	230 V	0.9 → 1.1 x U_N	32500 ±10%
1-pin, 16 A, Pinning 5 mm, 1 CO relay			
RT314615	115 V	0.9 → 1 x U_N	8100 ±10%
RT314730	230 V	0.9 → 1.1 x U_N	32500 ±10%
2-pin, 8 A, Pinning 5 mm, 2 CO relays			
RT424524	24 V	0.9 → 1.1 x U_N	350 ±10%
RT424615	115 V	0.9 → 1.1 x U_N	8100 ±10%
RT424730	230 V	0.9 → 1.1 x U_N	32500 ±10%
DC voltage, 1-pin, 16 A, 1 CO relay* DC			
RT314F12	12 V	8.4 → 18 / 6.6 → 18	240 ±10%
RT314F24	24 V	16.8 → 36 / 13.2 → 36	886 ±10%
DC voltage, 2-pin, 8 A, 2 CO relay* DC			
RT424F12	12 V	8.4 → 18 / 6.6 → 18	240 ±10%
RT424F24	24 V	16.8 → 36 / 13.2 → 36	886 ±10%
*2 coils, bistable, each 300 mW nominal power, I and II, with identical technical specifications			

Nom. voltage:	250 Vac	
Max. contact voltage:	440 VAC	
Nom. current:	1-pin 12 / 16 A	2-pin 8 A
Inrush current: (max. 4 s at 10% ED)	20 / 25 A	14 A
Nominal switching capacity:	3000 / 4000 VA	2000 VA
Contact material:	AgNi 90/10	
Protection class II:	In accordance with VDE 0631/0700 with insulation test voltage >5 kV (coil / contact)	
Ambient temp.:	-40 °C → +85 °C DC coil -40 °C → +70 °C AC coil	

Manu. Part No.	Stock no.	Price per	OM	€		€		€
RT424012	189-4115	unit	1+	3·46	15+	3·22	50+	2·44 ➤
RT174024	423-2605	unit	1+	4·57	15+	4·25	50+	3·50 ➤
RT424524	423-2532	unit	1+	5·23	15+	4·42	50+	4·38 ➤
RT424615	423-2582	unit	1+	7·35	15+	6·84	50+	5·60 ➤
RT424730	423-2598	unit	1+	6·93	15+	6·58	50+	6·44 ➤

RP / II (2) Series Relays

NEW

- Power board relay with 2 x CO contact for PCB installation with 5 mm pin spacing.

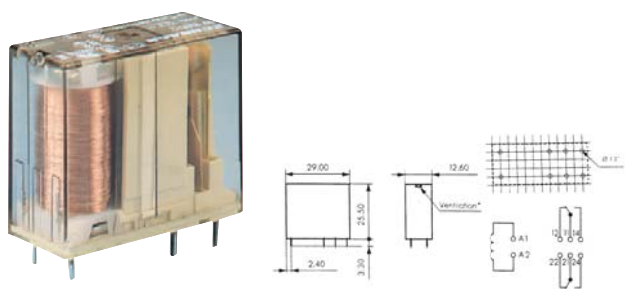

Contact type	2 C/O
Breaking capacity:	8 A / 250 Vac (10 A as per UL)
Contact material:	Ag CdO
Mechanical service life:	3 x 10^7 operations
Operate time:	8 ms
Dielectric strength	- contact/contact: 1 kVac / - coil/contact: 4 kVac / - pole/pole: 2.5 kVac
Operating temperature:	–40 °C → +70 °C

voltage (Vdc) rated	pull-in	drop out	resistance coil (Ω)	control current (mA)
12	8.4	1.2	270	44.4
24	16.8	2.4	1100	21.8

Manu. Part No.	Stock no.	Price per	OM	€		€		€
RP820012	N 253-7043	unit	1+	5·00	15+	4·65	50+	3·11 ➤
RP820024	N 253-7059	unit	1+	5·00	15+	4·65	50+	3·60 ➤

Power PCB relay, MSR relay, 8 A, 1-pin NO or CO relay

Features: NEW

- Neutral DC voltage coil monostable
- Washproof
- High inrush currents with AgSnO contact
- 4 kV / 8 mm coil contact
- Protection class II
- Ambient temperature up to 85 °C at 8 A

Certified: VDE, UL, CSA, SEV, SEMKO, SETI



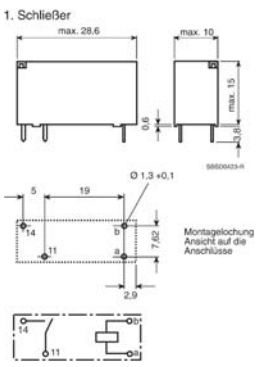

Type	Nom. voltage Vdc	Voltage range at 20 °C Vdc	Coil resistance at 20 °C ±10% Ω
1 CO relay, contact material silver-tin-oxide			
V23061-B1005-A301	12	8.5 → 30	650
V23061-B1007-A301	24	17.2 → 56	2270
1 CO relay, contact material silver-cadmium-oxide			
V23061-B1003-A401	6	4.3 → 15	165
V23061-B1005-A401	12	8.5 → 30	650
V23061-B1007-A401	24	17.2 → 56	2270
1 CO relay, contact material fine-grain silver 0.15, gold flashed			
V23061-B1005-A501	12	8.5 → 30	650
V23061-B1007-A501	24	17.2 → 56	2270
1 NO, contact material silver-tin-oxide			
V23061-A1005-A302	12	8 → 30	650
V23061-A1007-A302	24	17.2 → 56	2270
1 NO, contact material silver-cadmium-oxide			
V23061-A1003-A402	6	4.3 → 15	165
V23061-A1005-A402	12	8.5 → 30	650
V23061-A1007-A402	24	17.2 → 56	2270
1 NO, contact material fine-grain silver 0.15, gold flashed			
V23061-A1005-A502	12	8.5 → 30	650
V23061-A1007-A502	24	17.2 → 56	2270

Contact version:	1 u	1a
Nom. current:	8 A (10 UL, CSA)	
Nom. / max. switching voltage	250 / 440 Vac	
Nominal switching capacity:	2000 VA	
Coil voltage:	6 V → 24 Vdc	
Nominal coil power:	0.21 W → 0.27 W	
Coil contact voltage capability:	4000 Vac	
Coil contact creepage distance/air gap:	8 mm	
Insulation group (in accordance with VDE 0110):	B/380, C/250	
DC coil ambient temperature:	-40 °C → +85 °C	
Relay weight:	10	

Type	Stock no.	Price per	OM	€		€		€
V23061-B1003-A401	N 172-1590	unit	1+	3·01	15+	2·78	50+	2·67 ➤
V23061-B1005-A401	N 172-1607	unit	1+	3·15	15+	2·96	50+	2·82 ➤
V23061-B1007-A401	N 172-1629	unit	1+	3·89	15+	3·67	50+	3·47 ➤
V23061-A1005-A302	256-2673	unit	1+	8·95	15+	8·23	50+	7·87 ➤
V23061-A1007-A302	256-2689	unit	1+	9·27	15+	8·33	50+	8·16 ➤
V23061-A1005-A402	256-2718	unit	1+	7·90	25+	7·11	100+	6·96 ➤

Finder

44 Series - 44.52 & 44.62

NEW

- High physical separation between adjacent contacts
- 8mm, 6kV insulation coil to contact
- Flux proof: RT II
- Dimensions: H25, W29, D12.4mm

Approvals: SEV; VDE; CSA; cULus; GOST; IMQ; RINA



Cross Reference

Relay Type	Contact Configuration	Suitable DIN Rail Socket
44.52, 44.62	DPDT	400-9130
44.52, 44.62	DPDT	613-7271
44.52, 44.62	DPDT	272-3137
Relay Type	**Contact Configuration**	**Suitable PCB Socket**
44.52, 44.62	DPDT	400-4141

Contact Configuration	DPDT	Operating Temperature	-40 → +85 °C
Maximum Voltage Rating	400 Vac	Pin Pitch	5 mm
Life	20 x 10^6	Isolation Coil To Contact	6 kV

continued on next page

continued from previous page

Manu. Part No.	Coil Voltage	Current Rating (Max.) (A)	Power Rating (Max.)	Coil Resistance	Coil Power	Contact Material	Stock no.
44.52.9006.0000	6 Vdc	6	1500 VA	55 Ω	650 mW	AgNi	**253-4117**
4452 9012	12 Vdc	6	1500 VA	220 Ω	650 mW	AgNi	**253-4139**
4452 9024	24 Vdc	6	1500 VA	900 Ω	650 mW	AgNi	**253-4145**
4452 9048	48 Vdc	6	1500 VA	3500 Ω	650 mW	AgNi	**253-4151**
44.62.7006.4000	6 Vdc	10	2500 VA	75 Ω	500 mW	$AgSnO_2$	**253-4072**
44.62.7012.4000	12 Vdc	10	2500 VA	300 Ω	500 mW	$AgSnO_2$	**253-4088**
44.62.7024.4000	24 Vdc	10	2500 VA	1200 Ω	500 mW	$AgSnO_2$	**253-4094**
44.62.7048.4000	48 Vdc	10	2500 VA	4800 Ω	500 mW	$AgSnO_2$	**253-4101**

Manu. Part No.	Coil Voltage	Stock no.	Price per	OM	€		€		€
44.52.9006.0000	6 Vdc	N **253-4117**	unit	1+	4·49	15+	4·17	50+	4·05 ➤
4452 9012	12 Vdc	N **253-4139**	unit	1+	4·49	15+	4·17	50+	4·05 ➤
4452 9024	24 Vdc	N **253-4145**	unit	1+	4·49	15+	4·17	50+	4·05 ➤
4452 9048	48 Vdc	N **253-4151**	unit	1+	5·54	15+	5·15	50+	4·97 ➤
44.62.7006.4000	6 Vdc	**253-4072**	unit	1+	5·79	15+	5·28	50+	4·89 ➤
44.62.7012.4000	12 Vdc	**253-4088**	unit	1+	5·92	15+	5·45	50+	5·09 ➤
44.62.7024.4000	24 Vdc	**253-4094**	unit	1+	5·92	15+	5·45	50+	5·09 ➤
44.62.7048.4000	48 Vdc	**253-4101**	unit	1+	7·04	15+	6·55	50+	5·55 ➤

40 Series - 40.52, 40.31, 40.51 & 40.61

finder

NEW

- 8mm, 6kV insulation coil to contact
- Flux proof: RT II
- Dimensions: H25, W29, D12.4mm

Approvals: SEV, VDE, CSA, UL recognised component for Canada and US, GOST, IMQ, RINA



Cross Reference

Relay Type	Contact Configuration	Suitable DIN Rail Socket
40.31	SPDT	400-4129
40.51, 40.52, 40.61	DPDT	400-9130
40.51, 40.52, 40.61	DPDT	613-7271
40.51, 40.52, 40.61	DPDT	272-3137
Relay Type	**Contact Configuration**	**Suitable PCB Socket**
40.31	SPDT	400-4135
40.51, 40.52, 40.61	DPDT	400-4141

Operating Temperature -40 → +85 °C

Current Rating (Max.) (A)	Coil Power	Coil Resistance	Contact Material	Contact Configuration	Life	Pin Pitch (mm)	Maximum Voltage Rating	Stock no.
8	500 mW	75 Ω	AgNi	DPDT	20 x 10^6	5	400 Vac	**351-566**
8	500 mW	300 Ω	AgNi	DPDT	20 x 10^6	5	400 Vac	**351-572**
8	500 mW	1200 Ω	AgNi	DPDT	20 x 10^6	5	400 Vac	**351-588**
8	1.2 VA	320 Ω	AgNi	DPDT	10 x 10^6	5	400 Vac	**376-802**
8	1.2 VA	6900 Ω	AgNi	DPDT	10 x 10^6	5	400 Vac	**376-818**
8	1.2 VA	28000 Ω	AgNi	DPDT	10 x 10^6	5	400 Vac	**376-824**
10	500 mW	75 Ω	AgNi	SPDT	20 x 10^6	3.5	400 Vac	**351-594**
10	500 mW	300 Ω	AgNi	SPDT	20 x 10^6	3.5	400 Vac	**351-601**
10	500 mW	1200 Ω	AgNi	SPDT	20 x 10^6	3.5	400 Vac	**351-617**
10	1.2 VA	320 Ω	AgNi	SPDT	10 x 10^6	3.5	400 Vac	**376-830**
10	1.2 VA	6900 Ω	AgNi	SPDT	10 x 10^6	3.5	400 Vac	**376-846**
10	1.2 VA	28000 Ω	AgNi	SPDT	10 x 10^6	3.5	400 Vac	**376-852**
10	650 mW	220 Ω	AgNi	SPDT	20 x 10^6	5	400 Vac	**803-039**
10	650 mW	900 Ω	Ag Ni	1 C/O	20 x 10^6	5	400 Vac	**382-9731**
16	500 mW	75 Ω	AgCdO	SPDT	20 x 10^6	5	400 Vac	**351-623**
16	500 mW	300 Ω	AgCdO	SPDT	20 x 10^6	5	400 Vac	**351-639**
16	650 mW	220 Ω	AgCdO	SPDT	20 x 10^6	5	400 Vac	**803-045**
16	500 mW	1200 Ω	AgCdO	SPDT	20 x 10^6	5	400 Vac	**351-645**
16	1.2 VA	320 Ω	AgCdO	SPDT	10 x 10^6	5	400 Vac	**511-1256**
16	1.2 VA	28000 Ω	AgCdO	SPDT	10 x 10^6	5	400 Vac	**511-1278**

Manu. Part No.	Coil Voltage	Stock no.	Price per	OM	€		€		€
40.52.7006.0000	6 Vdc	**351-566**	unit	1+	5·61	15+	5·05	50+	4·62 ➤
40.52.7012.0000	12 Vdc	**351-572**	unit	1+	3·88	15+	3·67	50+	3·51 ➤
40.52.7.024.0000	24 Vdc	**351-588**	unit	1+	3·77	15+	3·57	50+	3·41 ➤
40.52.8.024.0000	24 V ac	**376-802**	unit	1+	4·59	15+	4·35	50+	4·16 ➤
40.52.8110.0000	110 V ac	**376-818**	unit	1+	5·41	15+	5·11	50+	4·89 ➤
40.52.8230.0000	230 V ac	**376-824**	unit	1+	7·29	15+	6·82	50+	6·40 ➤
40.31.7006.0000	6 Vdc	**351-594**	unit	1+	4·03	15+	3·93	50+	3·66 ➤
40.31.7.012.0000	12 Vdc	**351-601**	unit	1+	3·32	15+	3·28	50+	3·13 ➤
40.31.7.024.0000	24 Vdc	**351-617**	unit	1+	3·32	15+	3·28	50+	3·13 ➤
40.31.8.024.0000	24 V ac	**376-830**	unit	1+	3·98	15+	3·74	50+	3·56 ➤
40.31.8110.0000	110 V ac	**376-846**	unit	1+	5·00	15+	4·74	50+	4·54 ➤
40.31.8230.0000	230 V ac	**376-852**	unit	1+	6·73	15+	6·30	50+	5·98 ➤
40.51.9.012.0000	12 Vdc	**803-039**	unit	1+	3·15	50+	2·99	100+	2·84
40.51.9024.000	24 Vdc	N **382-9731**	unit	1+	3·16	15+	2·93	50+	2·75 ➤
40.61.7.006.0000	6 Vdc	**351-623**	unit	1+	3·57	15+	3·44	50+	3·34 ➤
40.61.7012.0000	12 Vdc	**351-639**	unit	1+	3·57	15+	3·36	50+	3·20 ➤
40.61.9.012.0000	12 Vdc	N **803-045**	unit	1+	3·35	50+	3·18	100+	3·02
40.61.7.024.0000	24 Vdc	**351-645**	unit	1+	3·57	15+	3·36	50+	3·20 ➤
40.61.8.024.0000	24 V ac	N **511-1256**	unit	1+	4·18	15+	3·90	50+	3·67 ➤
40.61.8.230.0000	230 V ac	**511-1278**	unit	1+	7·24	15+	6·83	50+	6·52 ➤

95 Series - Sockets & Accessories for 40, 41 & 44 Series Relays

finder



- Sockets for Finder 40, 41 and 44 series relays
- DIN Rail (35mm) and PCB versions available
- Use coil indication and suppression module stock no. 623-9664 for 400-4129 & 400-9130
- Use coil indication and suppression module stock no. 292-8089 for 272-3137

Approvals: CE; CSA; UL (Canada & US)

Rating 10A @ 250Vac
Dielectric strength >6kV between coil and contacts

Description	Suitable For Use With	Manu. Part No.	Stock no.
SPDT DIN rail skt, screw terminal - plastic clip	40.31 Relays	95.03SPA	**400-4129**
DPDT DIN rail skt, screw terminal - plastic clip	40.51, 40.52, 40.61, 44.52, 44.62 Relays	95.05SPA	**400-9130**
DPDT DIN rail skt, screw terminal - metal clip	40.51, 40.52, 40.61, 44.52, 44.62 Relays	95.75.SMA	**272-3137**
SPDT PCB socket - metal clip	40.31, 41.31 Relays	95.13.2SMA	**400-4135**
DPDT PCB socket - metal clip	40.51, 40.52, 40.61, 41.52, 41.61, 44.52, 44.62 Relays	95.15.2SMA	**400-4141**
8 way busbar	95 Series DIN Rail Sockets	095.18	**400-4028**

Description	Stock no.	Price per	OM	€		€		€
SPDT DIN rail skt, screw terminal - plastic clip	**400-4129**	unit	1+	4·62	15+	4·51	50+	4·28 ➤
DPDT DIN rail skt, screw terminal - plastic clip	**400-9130**	unit	1+	4·51	10+	4·17	25+	3·97
DPDT DIN rail skt, screw terminal - metal clip	**272-3137**	unit	1+	4·52	15+	4·21	50+	4·00 ➤
SPDT PCB socket - metal clip	**400-4135**	unit	3+	1·20	45+	1·04	150+	0·96 ➤
DPDT PCB socket - metal clip	**400-4141**	unit	3+	1·17	45+	1·01	150+	0·81 ➤
8 way busbar	**400-4028**	unit	1+	4·19	50+	3·98	100+	3·77

Relay support series 40, 44 and 41

finder

NEW

- Supports for miniature relays, series 40, 41 and 44.
- Mounting onto printed circuits or DIN rail (35 mm).
- Signalling and protection modules, 99.01 series for 95.63 or 95.75 supports and 99.02 series for 95.03 and 95.05 supports.

Load: 10 A / 250 Vac Dielectric strength: >2 kVac
Isolation: >1000 MΩ



Stock no.	Assembly	Type	Contact	Relays
400-4129	DIN Rail (35 mm)	Cage terminals	1 C/O	40.31, 41.31
400-9130	DIN Rail (35 mm)	Cage terminals	1 C/O 2 C/O	4051; 4052; 4061; 4452; 4462
613-7271	DIN Rail (35 mm)	Cage terminals	2 C/O	4051; 4052; 4061; 4452; 4462
305-0755	DIN Rail (35 mm)	Cage terminals	1 C/O	40.31, 41.31
272-3137	DIN Rail (35 mm)	Cage terminals	1 C/O 2 C/O	4051; 4052; 4061; 4452; 4462
400-4135	Printed circuit	Printed circuit	1 C/O	40.31, 41.31
400-4141	Printed circuit	Printed circuit	1 C/O 2 C/O	4051; 4052; 4061; 4152; 4161; 4452; 4462
400-4028	-	Busbar	–	–

Manu. Part No.	Stock no.	Price per	OM	€		€		€
9555SPA	N **613-7271**	unit	1+	5·92	10+	5·62	25+	5·33

30 Series - 30.22

finder

NEW



- Wash tight
- Minimum switching load: 10mW
- Rated voltage: 125Vac
- Contact material: AgNi + Au
- Operating temperature range: -40 to +85°C
- Dimensions: H11.4, W10.1, D20.3mm

Coil Power 200 mW Switch Power 125 W
Contact Configuration DPDT Switching Current 2 A

Manu. Part No.	Coil Voltage Vdc	Coil Resistance (Ω)	Stock no.
30.22.7.005.0010	5	125	**492-6580**
30.22.7.012.0010	12	720	**492-6596**
30.22.7.024.0010	24	2800	**492-6603**
30.22.7.048.0010	48	11520	**492-6619**

Manu. Part No.	Stock no.	Price per	OM	€		€		€
30.22.7.005.0010	P N **492-6580**	unit	1+	6·74	15+	4·02	50+	3·81 ➤
30.22.7.012.0010	P N **492-6596**	unit	1+	5·00	15+	3·89	50+	3·69 ➤
30.22.7.024.0010	P N **492-6603**	unit	1+	3·26	15+	2·92	50+	2·83 ➤
30.22.7.048.0010	P N **492-6619**	unit	1+	4·00	15+	3·81	50+	3·67 ➤

55 Series

finder



- Dimensions: H40, W20.7, D27.5mm
- PCB mount socket available see stock no. 245-2324

Approvals: UL/C-UL recognised; VDE

Contact Material AgNi Switching Current 7 A
Contact Configuration 4PDT Switching Voltage 250 V ac

Manu. Part No.	Coil Power	Coil Resistance (Ω)	Mechanical Life	Stock no.
55.14.9012.0000	1 W	140	50 x 10^6	**245-2267**
55.14.9.024.0000	1 W	600	50 x 10^6	**245-2273**
55.14.8.024.0000	1.5 VA	190	20 x 10^6	**245-2289**
55.14.8110.0000	1.5 VA	4000	20 x 10^6	**245-2295**
55.14.8.230.0000	1.5 VA	17000	20 x 10^6	**245-2302**

continued on next page

OM = Order Multiple P Also available in Production Packaging, visit rswww.ie for details ➤ Indicates more pricing available on this product, call or go online N new product to range

continued from previous page

Manu. Part No.	Coil Voltage	Stock no.	Price per	OM	€		€		€
55.14.9012.0000	12 Vdc	245-2267	unit	1+	7·96	10+	7·56	25+	7·16
55.14.9.024.0000	24 Vdc	245-2273	unit	1+	7·96	10+	7·56	25+	7·16
55.14.8.024.0000	24 V ac	245-2289	unit	1+	7·96	10+	7·56	25+	7·16
55.14.8110.0000	110 V ac	245-2295	unit	1+	7·96	10+	7·56	25+	7·16
55.14.8.230.0000	230 V ac	245-2302	unit	1+	8·60	10+	8·17	25+	7·74

50 Series - 50.12

finder

Finder 50 series safety relay with forcibly guided contacts according to EN 50205 type B.

- High physical separation between adjacent contacts
- 8mm, 6kV (1.2/50µs) isolation, coil to contact
- Flux proof: RT II

Approvals: IMQ, TUV, UL recognised component for Canada and US



Contact Configuration	DPCO	Isolation Coil To Contact	4000 V ac
Maximum Switching Current	8 A	Maximum Voltage Rating	400 VAC
Connections	PCB pins	Mechanical Life	10 x 10^6 Ops
Contact Material	Ag Ni	Power Rating (Max.)	2000 VA
Current Rating (Max.)	8 A	Series	50
Features	Flux proof; 5mm pinning		

Coil Voltage	Coil Resistance (Ω)	Stock no.	Price per	OM	€		€		€
5 Vdc	35	102-490	unit	1+	9·69	10+	9·21	25+	8·72
12 Vdc	205	102-478	unit	1+	8·77	10+	8·33	25+	7·89
24 Vdc	820	102-456	unit	1+	8·77	10+	8·33	25+	7·89
48 Vdc	3280	102-440	unit	1+	9·82	10+	9·33	25+	8·84
60 Vdc	5140	102-434	unit	1+	9·82	10+	9·33	25+	8·84
110 Vdc	17250	102-484	unit	1+	10·38	10+	9·86	25+	9·34
125 Vdc	22300	102-462	unit	1+	12·84	10+	12·20	25+	11·56

41 Series - 41.52, 41.31 & 41.61

finder



NEW

- Low profile
- Flux proof, RTII
- Minimum switching load 300mW
- 8mm creepage and clearance between coil and contacts
- Dimensions 15.7x12.5x29 mm

Approvals: UL (Canada & US); VDE

Maximum Voltage Rating	400 Vac	Life	30 x 10^6
Coil Power	400 mW	Operating Temperature	-40 → +85 °C
Contact Material	AgNi	Isolation Coil To Contact	6 kV

Manu. Part No.	Coil Voltage	Contact Configuration	Current Rating (Max.) (A)	Power Rating (Max.)	Coil Resistance	Features	Stock no.
41.52.9.012.0010	12 Vdc	DPCO	8	2000 VA	360 Ω	5mm Pitch	164-117
41.52.9.024.0010	24 Vdc	DPCO	8	2000 VA	1440 Ω	5mm Pitch	164-151
41.31.9.006.0010	6 Vdc	SPDT	12	3000 VA	90 Ω	3.5mm Pitch	164-094
41.31.9.012.0010	12 Vdc	SPDT	12	3000 VA	360 Ω	3.5mm Pitch	163-079
41.31.9.024.0010	24 Vdc	SPDT	12	3000 VA	1440 Ω	3.5mm Pitch	163-063
41.31.9.048.0010	48 Vdc	SPDT	12	3000 VA	5760 Ω	3.5mm Pitch	164-167
41.61.9.006.0010	6 Vdc	SPDT	16	4000 VA	90 Ω	5mm Pitch	163-647
41.61.9.012.0010	12 Vdc	SPDT	16	4000 VA	360 Ω	5mm Pitch	163-085
41.61.9.024.0010	24 Vdc	SPDT	16	4000 VA	1440 Ω	5mm Pitch	163-653
41.61.9.048.0010	48 Vdc	SPDT	16	4000 VA	5760 Ω	5mm Pitch	163-669

Manu. Part No.	Coil Voltage	Stock no.	Price per	OM	€		€		€
41.52.9.012.0010	12 Vdc	N 164-117	unit	1+	5·64	15+	5·56	50+	5·20 ➤
41.52.9.024.0010	24 Vdc	N 164-151	unit	1+	4·28	15+	3·98	50+	3·76 ➤
41.31.9.006.0010	6 Vdc	N 164-094	unit	1+	4·07	15+	3·87	50+	3·72 ➤
41.31.9.012.0010	12 Vdc	N 163-079	unit	1+	4·37	15+	4·08	50+	3·86 ➤
41.31.9.024.0010	24 Vdc	N 163-063	unit	1+	4·37	15+	4·08	50+	3·86 ➤
41.31.9.048.0010	48 Vdc	N 164-167	unit	1+	4·90	15+	4·24	50+	4·01 ➤
41.61.9.006.0010	6 Vdc	N 163-647	unit	1+	4·18	15+	3·45	50+	3·33 ➤
41.61.9.012.0010	12 Vdc	N 163-085	unit	1+	4·58	15+	4·36	50+	4·19 ➤
41.61.9.024.0010	24 Vdc	N 163-653	unit	1+	4·24	15+	3·51	50+	3·38 ➤
41.61.9.048.0010	48 Vdc	N 163-669	unit	1+	5·15	15+	4·44	50+	4·21 ➤

Power relay - Panasonic

DS series bistable relays

Panasonic ideas for life

NEW

- Twin coil bistable relays.
- Available in three types of configuration.
- High dielectric strength for use in telecommunications equipment.

Approvals: UL and CSA



Configuration of contacts:	1, 2 or 4 C/O	Contact material:	gold-plated silver
Breaking capacity:	60 W / 125 VA	Contact resistance:	50mΩ
Max. input switching:	250 Vac / Vdc	Rated consumption:	400 mW
Max. Current switching:	2 A (AC / DC)	Operate time (t_{on} / t_{off}):	3 / 2 ms

Dielectric strength:	1000V_{RMS}	Operating temperature:	–40 °C → +70 °C						
Insulation resistance:	1000MΩ								
nominal voltage	max. voltage (V)	pull-in/drop out	coil resistance (Ω)						
5 Vdc	7.5	3.5	69.4						
12 Vdc	18	8.4	400						
24 Vdc	36.0	16.8	1600						

Manu. Part No.	Stock no.	Price per	OM	€		€		€
DS1EML25	N 217-2725	unit	1+	6·51	15+	6·11	50+	5·60 ➤
DS1EML212	N 217-2731	unit	1+	6·51	15+	6·11	50+	5·60 ➤
DS1EML224	N 217-2747	unit	1+	6·51	15+	6·11	50+	5·60 ➤
DS2E-ML2-5	N 217-2753	unit	1+	10·12	15+	9·41	50+	8·60 ➤
DS2E-ML2-12	N 217-2769	unit	1+	10·12	15+	9·41	50+	8·60 ➤
DS2E-ML2-24	N 217-2775	unit	1+	10·12	15+	9·41	50+	8·60 ➤

European relays, K series

Panasonic ideas for life



NEW

- Range of European relays available in 2, 4 or 6 changeover contact versions.
- Excellent lifespan.
- The 2 and 4 contact versions are available with solder terminals (L 6 mm x W 2 mm) or pin terminals for printed circuits. The 6 contact versions are available with solder terminals only.

Electric

- Contacts:

Max. output switchable: 50 W / 100 VA
Max. input switchable: 220 Vdc / ac
Max. Current switchable: 2 A
Electrical lifespan: 10^6 operations (@1 A - 100 Vac)

- Coil:

Rated voltage:	12 Vdc	24 Vdc
Nom. current:		
2 C/O	23 mA	14 mA
4 C/O	48 mA	27 mA
6 C/O	109 mA	55 mA

Mechanical

Mechanical lifespan: 10^8 operations
Operating temperature: -40°C → +60°C
Dimensions (mm): 2 CO: L 23.6 x W 19 x H 30 / 4 CO: L 29.4 x W 19 x H 30 / 6 CO: L 34.8 x W 19 x H 30

Manu. Part No.	Description	Stock no.	Price per	OM	€		€		€
K2EB121	2 C/O lug terminals	N 399-2429	unit	1+	25·16	10+	23·27	25+	22·14
K2EB241	2 C/O lug terminals	N 399-2441	unit	1+	25·16	10+	23·27	25+	22·14
K4EB121	4 C/O lug terminals	N 399-2485	unit	1+	28·96	10+	26·78	25+	25·48
K4EB241	4 C/O lug terminals	N 399-2491	unit	1+	28·12	12+	26·71	25+	25·30
K6EB12	6 C/O lug terminals	N 399-2536	unit	1+	37·45	5+	35·96	10+	35·21
K6EB24	6 C/O lug terminals	N 399-2542	unit	1+	37·45	5+	35·96	10+	35·21
K2PS	PCB mounting for terminal relay	N 399-2479	unit	1+	3·45	10+	3·19	25+	3·03
K4PS	PCB mounting for terminal relay	N 399-2520	unit	1+	4·52	10+	4·18	25+	3·98
K6PS	PCB mounting for terminal relay	N 399-2558	unit	1+	6·17	10+	5·70	25+	5·43

APE series compact power relays

Panasonic ideas for life

- Compact power relays offered in 5, 12 and 24 V versions.
- Ideal for mounting on high-density printed circuits.
- High breaking capacity.



Contact configuration:	1 C/O	- Latching time:	5 ms
Contact resistance:	100mΩ	- Release time:	3 ms
Installation:	5-pin SIL	Coil resistance:	APE30005: 148 Ω
			APE30012: 848 Ω
			APE30024: 3390 Ω
Breaking capacity:	1500 VA	Dimensions (mm):	28 x 15 x 5
Maximum switching voltage:	400 Vac / 300 Vdc	Operating temperature:	–40 °C → +85 °C
Maximum switching current:	6 A		

Manu. Part No.	Stock no.	Price per	OM	€		€		€
APF30205	715-3536	unit	1+	4·70	15+	4·47	50+	4·23 ➤
APF30212	715-3530	unit	1+	5·00	15+	4·75	50+	4·51 ➤
APF30224	715-3549	unit	1+	5·00	15+	4·75	50+	4·51 ➤

Reed Relays.

Miniature reed relay

DR-SDS Series reed relay

- Reed changeover relay in DIL grid with 10 cN contact force
- Protection class IP67
- This model with earth pin and print connections
- Tested in accordance with DIN 40046
- ECL, HTL and TTL compatible
- One changeover contact

NEW



Panasonic ideas for life

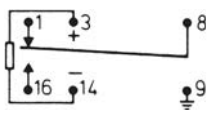

Approvals: UL

Technical specifications

Stock no.	Pull-in voltage at 20°C	Voltage voltage	Max. Voltage at 40 °C	Resistance ±10%
180-8798	4 V	0.5 V	12 V	320 Ω
103-6662	9.6 V	1.2 V	26 V	1400 Ω
217-3318	17 V	2.4 V	42 V	3600 Ω

Inrush / continuous / breaking capacity:	0.8 / 0.5 / 0.1 A (max.)	Electric strength:	Cont. / cont. / coil: 750 / 1500 V_{eff}
switching voltage	30 Vdc / 110 Vac (240 Vac*)	Dimensions	20 × 10 × 8.6 mm (L × W × H)
Switching capacity:	30 W / 60 VA	Grid pitch:	2.54 mm
Response/fall/debounce time:	1 / 0.5 / 0.4 ms	*Only for a switching function. The circuit must not be connected to the high current network.	

Manu. Part No.	Stock no.	Price per	OM	€		€		€
DR-SDS-12	N 103-6662	unit	1+	8·21	10+	7·59	25+	7·22

PCB Solid State Relays

Crydom PCB Mounting SIL

ASO/DM - up to 3A in a Miniature SIL SSR

crydom



- DC controlled
- AC models - SCR output
- DC model - MOSFET output
- Can switch loads up to 3A
- Isolation voltage 2500 Vrms
- All have zero cross switching except for stock nos. 291-2466 and 738-5507
- Applications include lighting, inductive loads e.g. solenoids, motors
- Operating temperature range: -30 to +80°C
- Dimensions: H19.0mm x W10.2mm x D24.1mm

Approvals: UL, CSA (218-1909 & 291-2450)

Caution: Derating will limit the maximum load current at temperatures above 20°C. (50°C for stock nos. 218-1909 , 291-2450) and 738-5507

Off State Leakage Current 0.1 mA

Control Voltage (V dc)	Surge Current Peak (A)	Input Current (mA)	Load Voltage	Max On-state Voltage Drop At Rated A (V)	Maximum Load Current (A)	Minimum Load Current (mA)	Maximum Turn On Time (ms)	Maximum Turn Off Time (ms)	Stock no.
4 → 10	40	15	12 → 280 V ac	1.5	1.5	25	10	10	218-1909
4 → 10	120	15	12 → 280 V ac	1.5	2	60	10	10	291-2450
3 → 10	12	20	0 → 60 Vdc	0.5	3	0	0.05	0.3	291-2466

Manu. Part No.	Stock no.	Price per	OM	€		€		€
ASO241	218-1909	unit	1+	10·40	20+	10·05	25+	9·87 ➤
ASO242	291-2450	unit	1+	14·93	10+	12·04	25+	9·73
DMO063	291-2466	unit	1+	17·07	10+	15·59	25+	14·34

CX Series SIL SSR, 5A at 12 to 660Vac

crydom

NEW



- Exceptional surge rating and steady state rating of 5A ac
- Models to switch from 48-660Vrms
- 250A pk 1-cycle surge capability
- Input-Output capacitance: 10pF
- Zero-cross switching where stated otherwise random-fire
- Operating temperature range: -30 to +80°C
- Dimensions H33mm x W7.6mm x D43.1mm

Approvals: UL, CSA, VDE

Input Current	15 mA	Maximum Turn On Time	10 ms
Max On-state Voltage Drop At Rated A	1.4 V	Minimum Load Current	0.06 A
Maximum Load Current	5 A	Off State Leakage Current	0.1 mA
Maximum Turn Off Time	10 ms		

Manu. Part No.	Control Voltage (V dc)	Load Voltage (V ac)	Isolation Voltage (Vrms)	Stock no.
CX240D5	3 → 15	12 → 280	4000	291-2371
CXE240D5	15 → 32	12 → 280	4000	291-2416
CX380D5	4 → 15	48 → 530	4000	291-2387
CXE380D5	15 → 32	48 → 530	4000	291-2422
CX480D5	4 → 15	48 → 660	4000	291-2393

Manu. Part No.	Stock no.	Price per	OM	€		€		€
CX240D5	N 291-2371	unit	1+	13·90	10+	12·45	25+	9·65
CXE240D5	N 291-2416	unit	1+	12·12	10+	10·88	25+	8·71
CX380D5	N 291-2387	unit	1+	15·16	10+	14·06	25+	13·71
CXE380D5	N 291-2422	unit	1+	16·16	10+	14·98	25+	12·06
CX480D5	N 291-2393	unit	1+	17·23	20+	16·50	25+	15·27 ➤

CMX-SIL SSR up to 10Adc

crydom



These MOSFET output solid state relays offer DC switching in a PCB style SIP package. Typically application is for the control of solenoid valves. They are also used to drive the DC coils on larger contactors in a microprocessor driven control system, and used for in DC lighting control

- MosFET output
- Extra low on-state resistance
- Industry standard footprint
- DC Control
- Surge current peak: 100A
- Input-Output capacitance: 15pF
- Operating temperature range: -30 to +80°C
- Dimensions H33mm x W7.6mm x D43.1mm

Approvals: UL

Input Current	15 mA	Minimum Load Current	0 A
Isolation Voltage	2500 Vrms	Off State Leakage Current	100 µA
Maximum Turn Off Time	300 µs	Control Voltage	3 → 10 V dc
Maximum Turn On Time	1 ms		

Manu. Part No.	Load Voltage	Max On-state Voltage Drop At Rated A (V)	Maximum Load Current (A)	Stock no.
CMX100D6	0 → 100 V dc	0.24	6	244-8987
CMX60D10	0 → 60 Vdc	0.18	10	244-8993

Manu. Part No.	Stock no.	Price per	OM	€		€		€
CMX100D6	244-8987	unit	1+	33·92	5+	32·56	10+	23·88
CMX60D10	244-8993	unit	1+	31·26	5+	26·84	10+	23·88

PCB Mount SIL SS - D2W Series

crydom



- SIL package for PCB mounting
- DC controlled
- Switching of AC loads up to 3·5A
- Isolation voltage 4000Vrms
- Operating temperature range: -30 to +80°C (-20 to +80°C for stock no. 218-1937)
- Dimensions: H25.06mm x W7.6mm x D43.1mm (241-3997); H39.8mm x 11.9mm x 43.2mm (218-1937)

Approvals: UL, CSA

Zero Cross Switching	Yes	Input Current	3 mA
Maximum Turn Off Time	10 ms	Load Voltage	24 → 280 V ac
Maximum Turn On Time	10 ms	Max On-state Voltage Drop At Rated A	1.4 V
Minimum Load Current	60 mA	Maximum Load Current	2 A
Control Voltage	3 → 32 V dc	Off State Leakage Current	8 mArms
Surge Current Peak	28 A		

Manu. Part No.	Stock no.	Price per	OM	€		€		€
D2W202F	218-1937	unit	1+	9·10	10+	8·31	25+	7·83

Low Profile SIL SSR LC Series

crydom



- Compact for high density PCB mount
- AC load switching to 280Vac
- Load currents to 2A
- DC control
- Zero-cross or Instant turn-on types available
- Operating temperature -40 to +80°C
- Dimensions: H12.7mm x W5.1mm x D24.1mm

Control Voltage	4 → 10 V dc	Maximum Turn On Time	10 ms
Input Current	15 mA	Minimum Load Current	25 mA
Load Voltage	12 → 280 V ac	Off State Leakage Current	0.1 mA
Max On-state Voltage Drop At Rated A	1.5 Vpk		

Manu. Part No.	Surge Current Peak (A)	Zero Cross Switching	Maximum Load Current (A)	Maximum Turn Off Time (ms)	Stock no.
LC241	80	Yes	1.5	10	624-1897
LC241R	80	No	1.5	0.1	624-1904
LC242	100	Yes	2	10	624-1910
LC242R	100	No	2	0.1	624-1926

Manu. Part No.	Stock no.	Price per	OM	€		€		€
LC241	624-1897	unit	1+	16·65	10+	15·76	25+	15·28
LC241R	624-1904	unit	1+	8·93	20+	8·18	25+	7·68 ➤
LC242	624-1910	unit	1+	8·76	10+	8·10	25+	7·70
LC242R	624-1926	unit	1+	9·97	20+	9·14	25+	8·59 ➤

MCX-SIL SSR up to 5Aac

crydom



- AC or DC controlled versions
- Ultra high 1-cycle surge capability
- Surge current peak: 250A
- Input-Output capacitance: 10pF
- SPST-NO configuration
- Zero-cross switching where stated otherwise Random-fire
- Operating temperature range: -40 to +80°C
- Dimensions H25mm x W10.2mm x D43mm

Caution: Derating will limit the maximum load current at temperatures above 25°C

Isolation Voltage	4000 Vrms	Maximum Turn On Time	10 ms
Max On-state Voltage Drop At Rated A	1.4 V	Minimum Load Current	0.06 A
Maximum Load Current	5 A	Off State Leakage Current	0.1 mA

continued on next page

OM = Order Multiple Ⓟ Also available in Production Packaging, visit rswww.ie for details ➤ Indicates more pricing available on this product, call or go online N new product to range * manufacturers information unavailable at time of printing

continued from previous page

Manu. Part No.	Control Voltage	Release Voltage	Input Current (mA)	Load Voltage (V ac)	Maximum Turn Off Time (ms)	Stock no.
MCX240D5	3 - 15 V dc	1 Vdc	15	240	10	394-434
MCX380D5	4 - 15 V dc	1 Vdc	15	380	10	394-440
MCX480D5	4 - 15 V dc	1 Vdc	15	480	10	394-456
MCXE240A5	18 - 36 V ac	2 Vac	10	240	40	394-490

Manu. Part No.	Stock no.	Price per	OM	€		€		€
MCX240D5	394-434	unit	1+	15·09	10+	13·96	25+	10·88
MCX380D5	394-440	unit	1+	19·67	10+	18·20	25+	13·53
MCX480D5	394-456	unit	1+	22·89	15+	20·89	50+	17·03 ➤
MCXE240A5	394-490	unit	1+	19·48	15+	17·75	50+	13·56 ➤

MP – SIL PCB Mount 3A dc

crydom

- High transient rating
- High noise immunity
- Operating temperature range: -40 to +80°C
- Dimensions: 25x10x44 mm

Approvals: UL recognised component for Canada and US



Surge Current Peak	5 A	Maximum Turn On Time	0.1 ms
Max On-state Voltage Drop At Rated A	1.5 V dc	Minimum Load Current	20 mA
Maximum Load Current	3 A	Off State Leakage Current	1.0 mA
Maximum Turn Off Time	0.1 ms		

Manu. Part No.	Contact Configuration	Stock no.
MPDCD3	SPST-NO	241-3975
MPDCD3-B	SPST-NC	613-8123

Manu. Part No.	Stock no.	Price per	OM	€		€		€
MPDCD3	241-3975	unit	1+	19·33	10+	18·33	25+	17·66
MPDCD3-B	613-8123	unit	1+	19·10	10+	18·30	25+	18·00

Series MP 3 - 4A, 240Vac, ac Output SIL

crydom

- High package density
- Compatible with 5, 12 & 24V logic systems
- Isolation voltage 4000Vrms
- Dimensions: H31.75mm x W10.2mm x D43.1mm
- Operating temperature range: -40 to +80°C

Approvals: UL recognised component for Canada and US, VDE



Control Voltage	3 → 32 V dc	Maximum Turn Off Time	10 ms
Zero Cross Switching	Yes	Maximum Turn On Time	10 ms
Input Current	2.6 mA	Minimum Load Current	20 mA
Load Voltage	24 → 280 V ac	Off State Leakage Current	5 mA
Max On-state Voltage Drop At Rated A	1.6 V		

Manu. Part No.	Surge Current Peak (A)	Maximum Load Current (A)	Stock no.
MP240D3	90	3	348-431
MP240D4	130	4	353-001

Manu. Part No.	Stock no.	Price per	OM	€		€		€
MP240D3	348-431	unit	1+	15·04	10+	14·61	25+	14·32
MP240D4	353-001	unit	1+	13·32	10+	13·10	25+	12·95

PF Series-25A at 12 to 660Vac in SIL with Integrated Heatsink

crydom



- Ultra high steady state current rating
- Low leakage (off-state)
- SCR output
- AC or DC controlled versions
- Surge current peak: 250A
- Input-Output capacitance: 8pF
- Operating temperature range: -40 → +80°C
- Zero-cross switching where stated otherwise random-fire
- Dimensions H49.1mm x W22.8mm x D43.1mm

Approvals: UL, VDE

Isolation Voltage	4000 Vrms	Maximum Turn On Time	10 ms
Max On-state Voltage Drop At Rated A	1.6 V	Minimum Load Current	0.06 A
Maximum Load Current	25 A	Off State Leakage Current	0.1 mA

Manu. Part No.	Control Voltage	Input Current (mA)	Load Voltage (V ac)	Maximum Turn Off Time (ms)	Stock no.
PF240D25	3 → 15 V dc	15	12 → 280	10	394-462
PF380D25	4 → 15 V dc	15	48 → 530	10	394-478
PF480D25	4 → 15 V dc	15	48 → 660	10	394-484
PFE240A25	18 → 36 V ac	5	12 → 280	40	394-513

Manu. Part No.	Stock no.	Price per	OM	€		€		€
PF240D25	394-462	unit	1+	22·74	5+	21·01	10+	17·26
PF380D25	394-478	unit	1+	27·01	5+	25·93	10+	19·23
PF480D25	394-484	unit	1+	23·66	20+	22·44	25+	21·96 ➤
PFE240A25	394-513	unit	1+	24·99	5+	23·98	10+	19·33

PCB Mounting SIL, DIL & SMT

RS SSR

- DC control input
- Triac AC output
- 4kVac dielectric strength between input and output
- Internal RC snubber
- Stk no. 476-656 has random cross turn-on, all others have zero cross turn-on switching
- Epoxy resin vacuum-dipped case
- Ambient operating temperature range; -30 to +100°C

Approvals: UL (File no. E133481), TUV (File no. J50061405), CQC (File no. CQC03001006581)



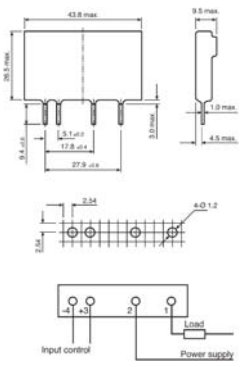

Maximum Load Current	5 A	Surge Current Peak	50 A
Package	4SIP	Off State Leakage Current	1.5 mA
Isolation Voltage	4000 V ac	Minimum Load Current	0.1 A
Output Device	Triac	Release Voltage	1 Vdc
Max On-state Voltage Drop At Rated A	1.5 Vrms		

Manu. Part No.	Control Voltage (V dc)	Maximum Input Current	Maximum Load Voltage (V ac)	Maximum Turn On Time	Stock no.
HFS41/1D-240A5P-G	3 → 15	40 mA	280	1 ms	476-656
HFS41/1D-240A5Z-G	3 → 15	40 mA	280	*	476-652
HFS41/1D-380A5Z-G	3 → 15	40 mA	440	*	476-640
HFS41/2D-240A5Z-G	15 → 32	20 mA	280	*	476-646

Description	Stock no.	Price per	OM	€		€		€
Random cross - 240Vac	P 476-656	unit	1+	10·00	10+	9·26	25+	8·80
Zero cross - 240Vac	P 476-652	unit	1+	10·00	10+	9·26	25+	8·80
Zero cross - 380Vac	P 476-640	unit	1+	18·59	10+	17·19	25+	16·36
Zero cross - 240Vac	P 476-646	unit	1+	9·99	10+	9·24	25+	8·79

G3R SSR

OMRON



- Operation indicating LED
- Zero-cross turn-on with DC/AC type providing noise free switching
- 16mm mounting interval when used with associated DIN rail socket stk no. 353-944
- Isolation voltage 4kV
- Dimensions (WxHxD) 13x29x29mm
- Operating temperature range -30 to +80°C

Approvals: UL, CSA

Control Voltage	4 - 32 V dc	Max On-state Voltage Drop At Rated A	1.6 V
Release Voltage	1 Vdc	Maximum Load Current	2 A

Description	Input Current (mA)	Load Voltage	Surge Current Peak (A)	Minimum Load Current (A)	Off State Leakage Current (mA)	Zero Cross Switching	Stock no.
Plug-in SSR, dc/ac	15	75 → 264 V ac	30	0.05	1.5	Yes	353-922
Plug-in SSR, dc/dc	8	4 → 60 V dc	8	0.01	1.0	No	353-938

Manu. Part No.	Stock no.	Price per	OM	€		€		€
G3ROA202SZN524DC	353-922	unit	1+	26·70	20+	23·90	25+	22·55 ➤
G3RODX02SN524DC	353-938	unit	1+	25·95	10+	24·15	25+	22·94

G3VM MOSFET SSR

OMRON



NEW



- Solid-state relay with MOSFET output and photo-LED input
- Combines advantages of mechanical and solid state technology
- Low on-resistance and output capacitance
- Long life
- Wide range of models available
- Ideal for telecom solutions, including line seizing, switching, hook switching, line transformer control and other phone functions
- The input current to these SSRs should be limited; maxaimum values (typically 30-50mA) are shown on the RS website and in the manufacturer's data.
- Input voltage will be typically 1 to 1.5 Vdc.

Control Voltage	1.0 - 1.3 V dc	Input-Output Capacitance	0.8 pF
Maximum Input Current	50 mA		

Contact Configuration	Maximum Load Voltage (V)	Maximum Load Current (mA)	Package	Isolation Voltage (Vrms)	Maximum Turn On Time	Maximum Turn Off Time	Off State Leakage Current	Stock no.
SPST-NO	60	500	4Pin DIP	2500	2 ms	0.5 ms	1 nA	480-1043
SPST-NO	350	120	4Pin DIP	2500	1 ms	1 ms	1.5 nA	480-1059
SPST-NC	350	150	4Pin DIP	2500	1 ms	3 ms	10.5 nA	480-1065
SPST-NO	400	120	4Pin DIP	2500	1 ms	1 ms	0.8 nA	480-1071
SPST-NO	60	500	6Pin DIP	2500	2 ms	0.5 ms	1 nA	480-1166
SPST-NO	350	120	6Pin DIP	2500	1 ms	1 ms	1.5 nA	480-1172
SPST-NC	350	150	6Pin DIP	2500	1 ms	3 ms	10.5 nA	480-1188
SPST-NO	400	120	6Pin DIP	2500	1 ms	1 ms	0.8 nA	480-1201
SPST-NO	60	500	4Pin SMD	2500	2 ms	0.5 ms	1 nA	480-1217
SPST-NO	60	400	4Pin SOP	1500	2 ms	0.5 ms	1 nA	480-1267
SPST-NO	350	110	4Pin SOP	1500	1 ms	1 ms	1.5 nA	480-1273

continued on next page

continued from previous page

Contact Configuration	Maximum Load Voltage (V)	Maximum Load Current (mA)	Package	Isolation Voltage (Vrms)	Maximum Turn On Time	Maximum Turn Off Time	Off State Leakage Current	Stock no.
SPST-NC	350	120	4Pin SOP	1500	1 ms	3 ms	10.5 nA	480-1289
SPST-NO	60	400	6Pin SOP	1500	2 ms	0.5 ms	1 nA	480-1122
SPST-NO	350	110	6Pin SOP	1500	1 ms	1 ms	1.8 nA	480-1138
SPST-NC	350	120	6Pin SOP	1500	1 ms	3 ms	10.5 nA	480-1144

Manu. Part No.	Stock no.	Price per	OM	€		€		€
G3VM61A1	480-1043	unit	1+	2·75	50+	2·61	100+	2·48
G3VM351A	480-1059	unit	1+	2·22	50+	2·11	100+	2·00
G3VM353A	480-1065	unit	1+	6·22	10+	5·91	25+	5·60
G3VM401A	480-1071	unit	1+	3·27	50+	3·11	100+	2·94
G3VM-61B1	480-1166	unit	1+	3·16	50+	3·00	100+	2·84
G3VM351B	480-1172	unit	1+	2·27	50+	2·16	100+	2·04
G3VM353B	480-1188	unit	1+	7·21	10+	6·85	25+	6·49
G3VM401B	480-1201	unit	1+	3·67	50+	3·49	100+	3·30
G3VM-61D1	N 480-1217	unit	1+	2·62	50+	2·49	100+	2·36
G3VM61G1	480-1267	unit	1+	2·38	50+	2·26	100+	2·14
G3VM351G	480-1273	unit	1+	2·25	50+	2·14	100+	2·02
G3VM353G	480-1289	unit	1+	5·22	10+	4·96	25+	4·70
G3VM61H1	480-1122	unit	1+	2·67	50+	2·54	100+	2·40
G3VM351H	480-1138	unit	1+	2·96	50+	2·81	100+	2·66
G3VM353H	480-1144	unit	1+	7·30	10+	6·94	25+	6·57

AQV SSR

Panasonic ideas for life

NEW



These DIP6-pin type PCB mount solid state relays have low resistance and offer high cost performance. Typical applications for these PCB relays include the control of various types of loads such as relays, motors, lamps and solenoids in high-speed inspection machines and data communication equipment etc.

- Highly sensitive and low on resistance
- ac or dc switching
- Low thermal EMF, approx. 1µV
- Operating temperature range of -40 to +85°C
- Controls various types of loads such as relays, motors, lamps and solenoids in high-speed inspection machines and data communication equipment etc

Approvals: UL Recognised for Canada & US

Control Voltage	1.14 → 1.5 V dc	Input-Output Capacitance	1.3 pF
Maximum Input Current	50 mA	Off State Leakage Current	1 µA
Package	6DIP	Contact Configuration	SPST-NO
Isolation Voltage	1500 V ac	Maximum Turn Off Time	0.2 ms
Output Device	MOSFET		

Maximum Load Voltage (Vac/dc)	Maximum Load Current (A)	Maximum Turn On Time (ms)	Manu. Part No.	Stock no.
40	0.5	3	AQV251	171-8623
60	0.4	3	AQV252	171-8639
400	0.15	2	AQV254	171-8667

Manu. Part No.	Stock no.	Price per	OM	€		€		€
AQV251	171-8623	unit	1+	6·18	10+	6·08	25+	6·00
AQV252	N 171-8639	unit	1+	6·18	10+	6·08	25+	6·00
AQV254	171-8667	unit	1+	5·69	20+	5·45	25+	5·28 ➤

AQY SSR

Panasonic ideas for life



NEW



These PCB mount DIP4-pin solid state relays are of the flat packaged type with dimensions of 9.3x8.8x3.9mm. These PCB solid state relays also have high senstivity and a low on-resistance. Typical applications include the controls of various types of loads such as test and measurement equipment, data communications, power supplies sensors etc.

- Various 4 pin DIP or SMT packages
- Highly sensitive and low on resistance
- Low level off state leakage current
- Operating temperature range of -40 to +85°C
- Controls various types of loads such as test and measurement equipment, data communications, power supplies sensors etc

Approvals: UL Recognised for Canada & US

Control Voltage	1.25 → 1.5 V dc	Output Device	MOSFET
Maximum Input Current	50 mA	Input-Output Capacitance	0.8 pF

Maximum Load Voltage (Vac/dc)	Maximum Load Current (A)	Isolation Voltage (V ac)	Maximum Turn Off Time (ms)	Maximum Turn On Time (ms)	Contact Configuration	Stock no.
60	2	2500	3	5	SPST-NO	373-1189
60	2	2500	3	5	SPST-NO	373-1195
400	0.35	2500	3	5	SPST-NO	373-1202
400	0.35	2500	3	5	SPST-NO	373-1218
350	0.13	5000	1	2	SPST-NO	352-5467
350	0.13	5000	1	2	SPST-NO	373-1167

Maximum Load Voltage (Vac/dc)	Maximum Load Current (A)	Isolation Voltage (V ac)	Maximum Turn Off Time (ms)	Maximum Turn On Time (ms)	Contact Configuration	Stock no.
400	0.12	5000	3	1	SPST-NC	352-5495
400	0.12	5000	3	1	SPST-NC	373-1173

Manu. Part No.	Package	Stock no.	Price per	OM	€		€		€
AQY272	4DIP	N 373-1189	unit	1+	14·75	15+	14·47	50+	12·24 ➤
AQY272A	4Pin SMT SOP	N 373-1195	unit	1+	14·75	10+	13·64	25+	12·64
AQY274	4DIP	N 373-1202	unit	1+	14·75	15+	14·47	50+	12·24 ➤
AQY274A	4Pin SMT SOP	N 373-1218	unit	1+	13·65	10+	12·62	25+	11·70
AQY210EH	4DIP	N 352-5467	unit	1+	4·43	10+	3·93	25+	3·59
AQY-210EHA	4Pin SMT SOIC	N 373-1167	unit	1+	4·43	10+	3·93	25+	3·59
AQY414EH	4DIP	N 352-5495	unit	1+	4·78	10+	4·32	25+	4·01
AQY414EHA	4Pin SMT SOIC	N 373-1173	unit	1+	4·49	10+	4·15	25+	3·85

SDV & SDI Series

crydom



- DIL package for high density PCB mounting
- Zero-Cross switching where stated otherwise Random-fire
- SCR output
- Input-Output Capacitance 2pF max
- Isolation voltage 3.75kV
- Dimensions (WxHxD) 6.7x8.6x21.6mm
- Operating temperature range -30 to +80°C
- Choice of voltage or current control
- Stock number 244-9031 is current controlled (10-35 mA) with a release current of 1.0 mA while stock number 244-9019 is voltage controlled (3.5-10 V)

Approvals: UL, TUV

Load Voltage	12 → 280 V ac	Maximum Load Current	1.5 A
Surge Current Peak	30 A	Minimum Load Current	0.025 A
Max On-state Voltage Drop At Rated A	1.2 V	Off State Leakage Current	0.01 mA

Description	Input Current (mA)	Stock no.
Voltage Control	15	244-9019
Current control	10 - 35	244-9031

Description	Manu. Part No.	Stock no.	Price per	OM	€		€		€
Voltage Control	SDV2415	244-9019	unit	1+	10·67	20+	9·84	25+	9·51 ➤
Current control	SDI2415	244-9031	unit	1+	10·97	10+	10·16	25+	9·65

GA8-type Relay

Crouzet

NEW

- Solid state relay for vertical mounting on PCBs.
- RC filter protection.
- Zero voltage switching.
- Triac Output.



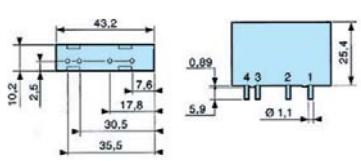

Control Voltage	3 → 32 V dc	Output Device	Triac
Maximum Input Current	25 mA	Max On-state Voltage Drop At Rated A	1.65 V
Maximum Load Voltage	600 V	Input-Output Capacitance	8 pF
Maximum Load Current	5 A	Surge Current Peak	100 A
Package	SIP4	Off State Leakage Current	6 mA
Isolation Voltage	4000 V		

Output characteristics

Voltage range:	24 → 280 Vac
Operating Frequency:	47 → 63 Hz
Operating temperature:	-30 → +80°C

Manu. Part No.	Stock no.	Price per	OM	€		€		€
84 065 030	N 231-3392	unit	1+	18·49	10+	16·51	25+	14·87

34 Series

finder

NEW



- Slim 5mm SSR
- AC versions have zero cross switching
- Isolation between input and output 2500Vac
- Wash tight RTIII
- Dimensions (WxHxD) 5.0x15.5x28mm
- Operating temperature range -20 to +60°C

Approvals: UL

Input Current	7 mA	Load Voltage	24 V dc
Off State Leakage Current	0.001 mA	Surge Current Peak	20 A
Max On-state Voltage Drop At Rated A	0.12 V	Minimum Load Current	0.001 A

Control Voltage (V dc)	Release Voltage	Stock no.
5	1 Vdc	533-7600
24	10 Vdc	457-2868

Manu. Part No.	Stock no.	Price per	OM	€		€		€
34.81.7.005.9024	N 533-7600	unit	1+	17·24	10+	16·73	25+	16·38
34.81.7.024.9024	N 457-2868	unit	1+	18·60	10+	17·67	25+	16·74

OM = Order Multiple ➤ Indicates more pricing available on this product, call or go online N new product to range

PCB-mount vertical solid state relays

celduc® relais



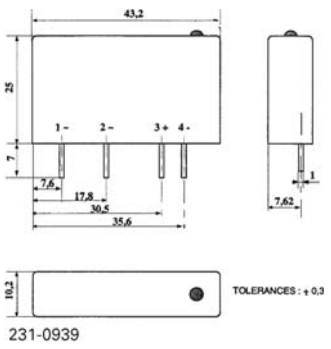

231-0939

NEW

- These relays feature a high level of immunity to outside interference, a very low off-state leakage current and a surge suppressor.

Stock no.	231-0933	425-4734	231-0949
Input characteristics (at 20 °C):			
Control voltage:	4 ⟶ 30 Vdc	4 ⟶ 30 Vdc	3 ⟶ 30 Vdc
Release voltage:	0.8 Vdc	0.8 Vdc	1 Vdc
Operating current:	3 mA	3 mA	1 mA
Max. operating current:	30mA	30mA	30mA
Input impedance:	1000 Ω	1000 Ω	1000 Ω
Output characteristics (at 20 °C):			
Operating range:	12 ⟶ 275 Vac	12 ⟶ 460 Vac	2 ⟶ 60 Vdc
Nominal current:	4 A	4 A	3 A
Holding current:	50mA	100mA	-
Min. charging current:	5 mA_{RMS}	5 mA_{RMS}	5 mA_{RMS}
Time to closure:	10 ms	10 ms	0.2 ms
Time to opening:	10 ms	10 ms	0.8 ms
Operating frequency:	10 ⟶ 440 Hz	10 ⟶ 440 Hz	0 ⟶ 500 Hz
Operating temperature:	–40 °C ⟶ +80 °C	–40 °C ⟶ +80 °C	–40 °C ⟶ +90 °C

Manu. Part No.	Stock no.	Price per	OM	€		€		€
SKA20420	N 231-0933	unit	1+	14·38	10+	13·30	25+	12·66
SKA20440	N 425-4734	unit	1+	16·93	10+	15·66	25+	14·90
SKD10306	N 231-0949	unit	1+	13·37	10+	12·37	25+	11·76

Photomos Relays

Photomos Relays

AQZ202 and AQZ204 solid state photoMOS relays

Panasonic ideas for life



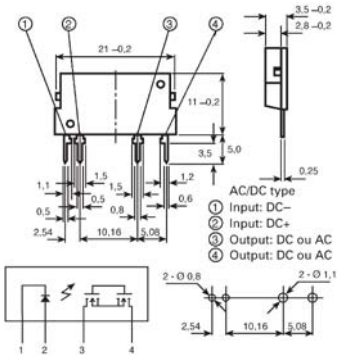

NEW

- Optoelectronic photoMOS relay with power MOSFET driver in SIL housing.
- Applications: telephone and measuring equipment, high-speed communication systems and industrial robots.

Approvals: UL and CSA

Common input characteristics:

Operating current:	1 mA
LED off current:	0.9 mA
LED direct current:	50mA
LED nominal voltage:	1.25 V
LED reverse voltage:	3 V
Peak current:	1 A
Rated dissipation:	75 mW

Common output characteristics:

Breaking capacity	- AQZ202: 3 mA / 60 Vac / Vdc / - AQZ204: 0.5 mA / 400 Vac / Vdc
Response time (t_{on} / t_{off})	- AQZ202: 2.46 / 0.22 ms / - AQZ204: 1.65 / 0.08 ms
Input/output capacity:	0.8 pF
Input / output insulation resistance:	1000MΩ
Input / output insulation:	2500 Vac
Output power:	1.6 W
Operating temperature:	–20°C ⟶ +80°C

Manu. Part No.	Stock no.	Price per	OM	€		€		€
AQZ202	N 217-2696	unit	1+	14·66	10+	14·41	25+	13·66
AQZ204	N 217-2719	unit	1+	13·60	10+	12·58	25+	11·97

RS Brand products.
Great savings, great range.

rswww.ie

