Taraz Gostar Co.Ltd
Designer and supplier of industrial weighing systems

Taraz Gostar.Co Ltd

Explosion Safety | Process Safety | **Industrial Measurement**

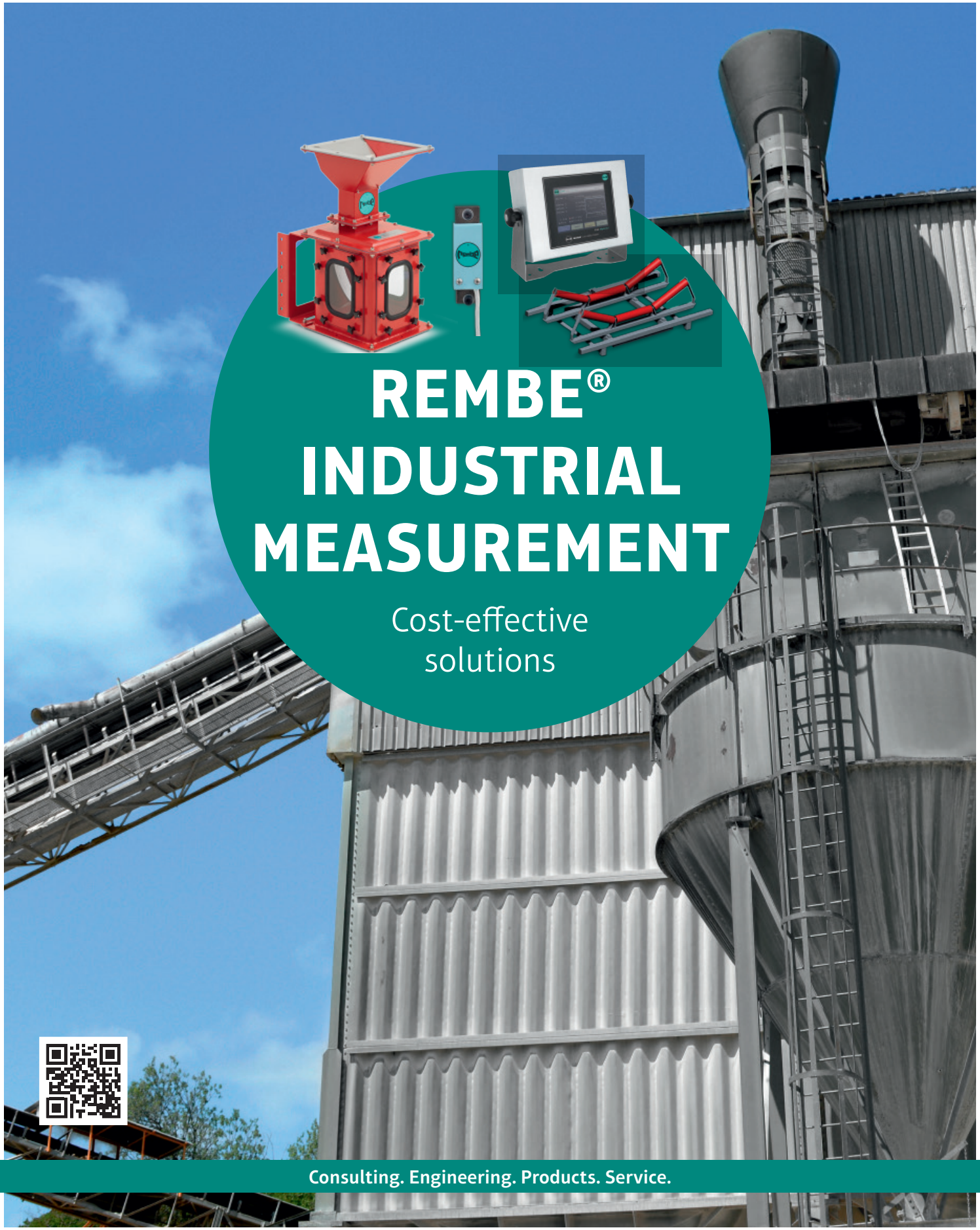

REMBE® INDUSTRIAL MEASUREMENT

Cost-effective solutions

Consulting. Engineering. Products. Service.

REMBE®
INDUSTRIAL MEASUREMENT – QUICK TO INSTALL, OUTSTANDING VALUE

REMBE® has been dedicating its energies and talents to the task of optimising workflows and processes since the day it was founded. As well as developing explosion and process safety products, the company is a specialist in reliable industrial measurement technology solutions. These allow our customers to mix and blend bulk goods cost-effectively, load trucks for maximum efficiency or monitor conveyor output quantities. Load measurement tools complete our portfolio of solutions.

The engineers and technicians at REMBE® are internationally recognised for their expertise in developing complete industrial measurement solutions. Our products can be installed in almost any existing plant without the need for time-consuming and potentially expensive conversion work. Moreover, their advanced design means they require virtually no maintenance. Market leaders in the food processing, chemical and pharmaceutical, woodworking and recycling industries have been using our products around the world for many years.

In this brochure, we look forward to introducing you to our products in more detail. Please contact us for a personal consultation. We will be happy to show you how professional industrial measurement technology can boost your productivity.

We look forward to receiving your call!

Stefan Penno
Managing Director

Registered Trademarks and Patents: REMBE® GmbH Safety + Control (hereinafter referred to as "REMBE®") is proprietor of the following, international registered patents and trademarks and owns the corresponding protective rights for: REMBE®, IKB, KUB, ELEVENT, Q-Rohr, EXKOP, ElevatorEX, C-LEVER, UNIBAND, LESICOM, AXIS-LOAD.

U.S. Patents and Trademarks (Registration Numbers): REMBE Name and Design (77680214), REMBE (77680160), KUB (77680225), IKB (77680129), Q-Rohr (7,905,244), Q-Atomizer (77680196), IP technology (7,520,152).

The use of these brands /patents /rights of use without the written permission of REMBE® is prohibited and an infringement against the rights of REMBE®. REMBE® explicitly reserves the right to prosecute such infringements and assert any claims resulting thereof.

Content

Safety is for life. Our mission: your safety

Precise measurement of bulk solids for efficient use of resources

Maintenance-free stainless steel belt scales for DIY installation

Control and evaluation unit for C-LEVER® and UNIBAND®

Measurement of pneumatically conveyed bulk goods

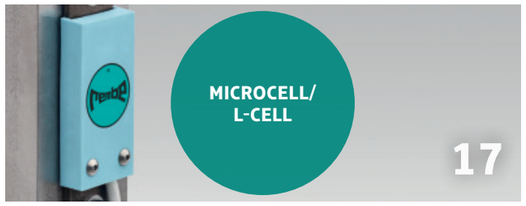

Bolt-on sensor for beam or skirt supported silos

For measurement of tensile stress, loads and forces

REMBE® locations: global personal service

SAFETY IS FOR LIFE.

Our mission: your safety.

Economical working processes combined with operating safety is one of the foundation pillers for every company. REMBE® has been supporting companies in this sector with innovative complete solutions for over 40 years.

You'll benefit from our decades of experience which ensures that you always receive an honest analysis and products of the highest quality. Working diligently and responsibly, our attention is fully focused on the customised optimisation of your routines, manufacturing processes and products

A decision for REMBE® means opting for perfect safety. As an independent medium-sized German company, we supply products **Made in Germany** – a further bonus for your safety and economic efficiency. Moreover, you will always have the support of our experts in matters of process safety, explosion protection and industrial measuring technology – 24/7, all the year round. It's our promise!

Consulting

We don't just work at our desks.
We also work on your premises.

Each production facility is different and has different requirements. This is why our experts have a close look at your entire plant with you to determine what's genuinely reasonable and what will be the best solution for you. It's your perfect investment in economic efficiency.

Solutions off-the-peg? Not from REMBE®.
Once we've looked at all the relevant documents, we will identify all the existing gaps for improvement and create a profitable safety and measuring policy for you that is perfectly geared to suit your company.

Engineering

We don't just make recommendations.
We give you the best solution.

From the paper to production: you will have a safety system that is perfectly tailored to suit your needs and operational requirements.

Whether it's explosion safety, process safety or industrial measurement, our engineering ensures that you get the best solution at all times – **Made in Germany.**

Products

Our products are not just excellent.
They are approved and certified.

Good is never good enough for us. And so we keep putting ourselves on the test bench. The result is safety products and measuring equipment licensed under globally recognised and industry-specific standards and regulations.

This high quality standard makes perfect economic sense for you. Our extensive product range ensures that you always receive the most cost-effective and reliable solution for your needs.

We take responsibility for the big picture. With us you get everything from a single source, thus ensuring good profitability and legal security.

Service

Downtime costs money.
Our service never stands still – throughout the world.

From start-up to regular maintenance – we ensure that your production runs smoothly and without disruptions. All the products we supply can be identified by their batch and serial numbers for many decades, allowing exact reproduction of spare parts.

If you're ever in a hurry, why not use our Rush Order Service? We can guarantee that you're given the highest priority and that your product is made straight away. Depending on the destination, we'll deliver within less than 24 hours. This also applies to spares, additional items and custom designs.

"REMBE® speaks your language."
Our global network of offices and our many international experts can guarantee that we always understand you and your needs. Just give us a call.

Quality – for a long lifetime

Our products are manufactured according to the latest, up-to-date international standards for management systems, pressure equipment and explosion safety devices. As well as prioritising quality and reliability, we attach major importance to eco-friendly technologies, manufacturing processes and compliance with standards. High-quality materials from controlled sources ensure that our products have exceptionally long lifetimes.

Certifications

Management systems
EN ISO 9001:2008, ISO/TS 29001:2010, KTA 1401
Products
PED 97/23/EC, ASME Sec. VIII, Div. 1, China Manufacture Licence, KOSHA (South Korea), ATEX Directive 94/9/EC, FM Global, GL, CSA, GOST-RT, RTN (Russia)

Testing standards
AD 2000-Merkblatt A1, EN ISO 4126/2, EN 1127-1/ -13463/-14373/-14491/-14797/-14994/-15233/-16009/ -16447, VDI 3673, NFPA 68, NFPA 69, IEC 61508
Aviation security
Known Consignor (KC/00912/01/0218)

Examples of application areas.

C-LEVER®

Precise measurement of bulk solids for efficient use of resources

Applications

From pre-loading trucks to mixing and blending products: C-LEVER® is the ideal solution for weighing all kinds of bulk solids. Due to its low height, it not only requires very little space but is also quick and cost-effective to install. The flanges can be adapted to any connection of your choice and customized connections are also available on request.

Mechanism

The C-LEVER® principle is based on a unique **patented measurement technology.** This gravimetric solution – i.e. the measurement is performed in free-fall – is the only one of its type in the world and permits extremely accurate, friction-compensated weighing of bulk goods. The system can achieve an **accuracy of up to 0.5 %*** even when the bulk goods have completely different properties. (min. material flow 0.3 m^3/h, min. material density 0.2 t/m^3).

*with authorised product feed provided by the customer or through a REMBE® intake. All specified accuracies are based on limit value for full measurement range.



Stainless steel version for use in demanding sanitary applications (e.g. in the food processing industry).

Made in Germany

REMBE® intake funnels are adapted to individual customer requirements. Customized designs are possible as well.

Your advantages

- **Minimal space requirements:** compact design for space-saving installation.
- **Easy-to-install:** no specialists required.
- **Available in a wide variety of materials** and therefore also suitable for use with highly abrasive products.
- **Simple compressed air cleaning** to remove materials which stick lightly to surfaces.
- **Low maintenance:** friction-compensated measurement process puts less stress on components, no moving parts means less wear and tear.
- **High accuracy** even with variable conveyor outputs (e.g. screw conveyor) and pulsating product flows (e.g. rotary valve).
- Accurate loading and unloading for **reliable inventory control.**
- **Suitable for use even at high temperatures of up to 160 °C,** e.g. in the plastics industry when removing hot ash from power plants or for monitoring chemical dosing processes.
- **Also suitable for use in potentially explosive areas.**
- **Custom designed intake funnels and outlet adapters** for various pipes or not straight.

Examples of bulk goods suitable for measuring with C-LEVER®.

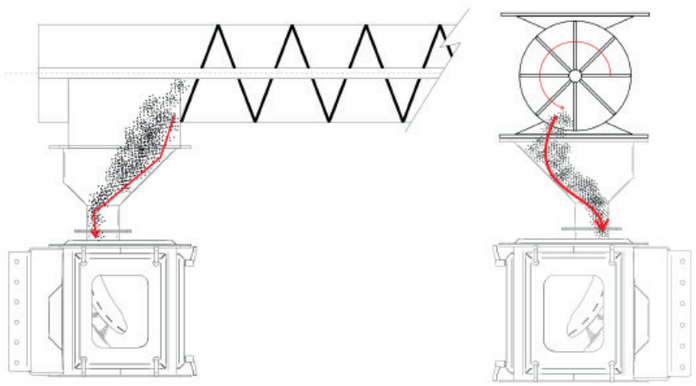

C-LEVER® after a screw conveyor:
The REMBE® intake guarantees a high level of accuracy even with variable conveyor outputs.

C-LEVER® after a rotary valve: Measures pulsating product flows with a high degree of accuracy.

"We have used C-LEVER® in a variety of sizes within our fertiliser production plant. We have been particularly impressed by the product's rugged and easy-to-use design. With the help of the experts from REMBE® we were able to achieve significant improvements in the accuracy of our measurements. These have generated major cost savings."

Karsten Henning (Foreman, Measurement and Control Laboratory at K+S Kali)

Technical data

Material (standard version)	Housing: Carbon steel St52, powder-coated with RAL 3000
	Housing (optional): Stainless steel 1.4301 (AISI 304) or 1.4401 (AISI 316)
	Measuring slide: Stainless steel 1.4301 (AISI 304)
	Measuring slide: HARDOX 400 anti abrasively
Accuracy	±0.5 to 2 % depending on particle size and funnel design
Operating temperature range	−40 to +75 °C, optional high temperature version for up to 160 °C
Output signal	0 to 20 mV
Supply voltage	5 to 12 VDC
Approval	CE compliant
Gasket	Silicone rubber (standard, suitable for all temperatures and food processing applications)
Window	Plexiglas, optional safety glass or stainless steel plates for sanitary applications

Type	Min. flow rate [m³/h]	Max. flow rate [m³/h]	Max. particle size [mm]	Intake funnel length × width [mm]	Intake funnel height [mm]	Weight incl. intake funnel [kg]
C-LEVER® mini	0.3	1	8	160 × 175	318	5
C-LEVER® 6	1	6	25	280 × 280	503	13
C-LEVER® 12	5	12	30	320 × 350	625	20
C-LEVER® 24	9	24	30	350 × 450	625	30
C-LEVER® 50	20	50	40	350 × 750	625	50
C-LEVER® 100	40	100	50	515 × 515	900	70
C-LEVER® 200	80	200	50	515 × 775	900	75
C-LEVER® 400	160	400	50	670 × 670	1210	85
C-LEVER® 600	250	600	60	670 × 880	1210	95

Measurable density: 0.3 to 2.5 kg/dm³

Technical data for integrated load cell

Material (standard version)	Stainless steel
Operating temperature	−40 to +75 °C operating temperature range; −18 to +65 °C compensated, optional high temperature version available for up to 160 °C
Housing protection class	IP 68
Power supply	10 VDC nominal, 15 VDC maximum
Output	2 mV/V supply at nominal output of the load cell
Linearity	0.017 % of nominal output power
Hysteresis	0.03 % of nominal output power
Reproducibility	0.01 % of nominal output power
Capacity	Application dependent
Overload	Safe up to 150 % of nominal capacity, maximum 300 %
Approval	Optional ATEX Zone 22, 21, 20, FM/CSA on request

Certification

Patents:
DE 10 2008 011 564 A1
US 7,870,794 B2

C US

C-LEVER® mini

Suitable for measuring very low output quantities from min. 0.3 m³/h.

You can find detailed information and contact details for enquiries relating to C-LEVER® at www.rembe.de.
Or just give us a call at: T +49 2961 7405-0, info@rembe.de.

You can find the appropriate electronic weighing unit from page 14.



UNIBAND®

Maintenance-free stainless steel belt scales for DIY Installation

Applications

UNIBAND® is suitable for weighing all types of bulk goods. Its low installation height makes it suitable for installation in virtually any existing conveyor belt. **Outstanding accuracy and maintenance-free components** were top priorities during the development process.

UNIBAND® can be used with all conveyor belt widths from 350 to 2,400 mm and conveyor capacities from 4 t/h to 5,000 t/h. It is an effective tool for controlling processes, managing inventories and reducing material losses.

Made entirely from stainless steel, UNIBAND® is **extremely rugged, wind- and weather-proof** and corrosion-resistant. It is also easy to clean with water.

Mechanism

The weight of the material on the conveyor belt acts on the measuring roller chair attached to the weighing frame. A load cell with overload protection converts the weight signal into a voltage signal.

An optional belt speed tachometer measures the current speed of the conveyor on the bottom of the belt. Next, an electronic weighing unit processes the weight signal in relation to the conveyor belt speed. The conveyor capacity is displayed in "t/h" and the selected count in, e.g. quantity in "t" (tonnes) per day/per month/per year. As the belt speed varies when a conveyor is starting and stopping, this feature enables customers to achieve even more accurate measurements.

Your advantages

- **Easy to integrate into existing conveyor belt constructions** due to low installation height. Dimensions can be adapted to individual requirements.
- **DIY installation** eliminating costs for external installation specialists.
- **Subsequent adjustments can be performed by the customer.**
- **No wear and tear,** as there are no pivot bearings.
- **Extremely rugged and corrosion-resistant:** made exclusively from stainless steel with a mounted and fully encapsulated, laser-welded strain gauge transducer.
- **Can also be used in potentially explosive areas.**

STADLER®
Technik von ihrer besten Seite

"REMBE® belt scales guarantee us reliable and accurate online control at all times. Precise process controls and inventory management allow us to save our customers a great deal of time and money. In addition, REMBE® provides excellent service."

Dr. Ing. Benjamin Eule
(Global Technical Manager at Stadler Anlagenbau)

Ideal for conveyors handling minerals and building materials.

You can find detailed information and contact details for enquiries relating to UNIBAND® at www.rembe.de.
Or just give us a call at: T +49 2961 7405-0, info@rembe.de.

You can find the appropriate electronic weighing unit from page 14.

Technical data

Material (standard version)	Exclusively stainless steel 1.4301 (AISI 304)
Accuracy	± 0.5 to 2 %
Operating temperature	– 40 to + 75 °C, optional high temperature version for up to 160 °C
Output signal	0 to 20 mV
Supply voltage	5 to 12 VDC
Approval	CE compliant

Technical data for integrated load cell

Material (standard version)	Stainless steel
Operating temperature	– 40 to + 75 °C operating temperature range; – 18 to + 65 °C compensated, optional high temperature version available for up to 160 °C
Housing protection class	IP 68
Power supply	10 VDC nominal, 15 VDC maximum
Output	2 mV/V supply at nominal output of the load cell
Linearity	0.017 % of nominal output power
Hysteresis	0.03 % of nominal output power
Reproducibility	0.01 % of nominal output power
Capacity	Application dependent
Overload	Safe up to 150 % of nominal capcity, maximum 300 %
Approval	Optional ATEX Zone 22, 21, 20, FM/CSA on request

Belt speed tachometer (optional)

Material (standard version)	304 stainless steel
Speed measurement	Contact-free via an inductive proximity switch, optional incremental encoder for lower belt speed
Connection	Plug-in

UNIBAND®



Belt speed tachometer

You can find detailed information and contact details for enquiries relating to UNIBAND® at www.rembe.de.
Or just give us a call at: T +49 2961 7405-0, info@rembe.de.

You can find the appropriate electronic weighing unit from page 14.

EVA HIGHEND

Control and evaluation unit for C-LEVER® and UNIBAND®

Specially developed evaluation unit for reliable, dynamic measurements: EVA HighEnd is an impressive high-end device which combines more than 40 years of REMBE® expertise in measurement technology with clear, intuitive controls.

Start-up and servicing of the electronics can be performed world-wide via remote maintenance.

Mechanism

EVA HighEnd saves and supplies data such as the current conveyor output or total quantity conveyed with outstanding accuracy. It features adjustable inputs and outputs, counter contacts and industry standard RS232, Ethernet and USB ports as well as Profibus DP (optional). Ideally, the measurements should be compared with reference weights. This requires no additional calculations.

Your advantages

- **Intuitive touch display operation.**
- **Easy to integrate into existing PLC systems:** All standard communication ports are provided.
- **Efficient, freely programmable controller:** Start-up by REMBE® service technicians via remote maintenance.
- **Low maintenance costs:** A data logger on a USB memory stick, WiFi data transmission or remote maintenance by GPRS eliminate the need for on-site maintenance by a service technician.

You can find detailed information and contact details for enquiries relating to EVA HighEnd at www.rembe.de.
Or just give us a call at: T +49 2961 7405-0, info@rembe.de.

Technical data EVA HighEnd

Wiring	Full Wheatstone bridges with passive connections (6-wire system)
Sense system	Passive
Minimum bridge resistance	43.75 Ohm at 5 V exc.
Sensitivity	0.1 to 0.5 µV minimum voltage
A/D conversion speed	1600 measurements per second
Internal resolution	24 bits (16.777.216 parts)
Full scale range	– 25 to + 28 mV
Excitation voltage	5 VDC (+ 2.5 V and – 2.5 V, with respect to the internal grounding)
Linearity	< 0.001 % (of full scale)
Offset drift	< ± 2 ppm/°C
Drift measuring span	< ± 2 ppm/°C
Digital filters	High performance digital filter 1 + 10 Hz
Overall filter	0 to – 50 dB
Memoryspace	Calibration data backup possible via USB, dynamic data in SRAM with battery backup
Real-time clock	Standard with NiMh battery backup
Interfaces	
8 digital inputs	Optically isolated, 1 common, 18 to 36 VDC, PNP or NPN input, 1 normal or counter input up to 8 kHz
8 digital outputs (constant level)	8 digital outputs, isolated PhotoMOS outputs, 2 common max. 36 VDC or AC, 0.5 A nominal, 1 A surge (thermal fuse 0.5 A), PNP or NPN
1 analog output (optional)	1 analog output 4 to 20 mA, 0 to 20 mA or 4 to 24 mA
Power supply	100 to 240 VAC 50/60 Hz, 15 W max. 24 VDC 15 W max.
RS232	Printer, ASCII, TP Slave, TP Master, NPV Slave, NPV Master, AMI Master, Hostlink, Viewteq, Hostlink PLC
Ethernet	TCP/IP, UDP layer with TP-protocol
USB	Printer, ASCII and TP Slave, Storage
Profibus (optional)	Profibus DP GSD file
Display	
Type	High resolution, TFT LCD 640 × 480 (8") pixels, 256 colours, high brightness: 500 cd/m², high contrast: 350:1
Display functions	Completely menu driven with graphical user interface
Display rate	Selectable: 1, 2, 3, 5, 10 or 25 updates/second
Touch screen	Glass screen, 2 mm, resistive type
Size	5.7", (145 mm)
Material	Front film PET 175 µ
Ambient conditions	
Operating temperature	– 10 to + 40 °C
Storage temperature	– 20 to + 70 °C
Relative humidity	40 to 90 %, non-condensing
Panel mount housing	
Housing material	Extruded aluminium, black powder coating
Front: machined aluminium	Black anodised
Dimensions	
Front: (w × h × d)	260 × 191 × 5 mm
Housing: (w × h × d)	220 × 150 × 48 mm
Panel cut out	224 × 154 mm
Weight	Approx. 1.7 kg
Mounting clips	2
Rubber gasket	O-ring, foam rubber
Protection class	
Installation panel	IP 45
Integrated into panel (front)	IP 65
Field housing for wall/table top mounting	
Housing material	Stainless steel
Dimensions	
Front: (w × h × d)	240 × 180 × 70 mm
Housing: (w × h × d)	280 × 200 × 70 mm (including screw nuts and holder)
Weight	Approx. 2.3 kg
Protection class	IP 65

MICROFLOW

Measurement of pneumatically conveyed bulk goods

Applications

Ideal for controlling and regulating secondary fuels as well as for monitoring limit values and quantity balancing: MicroFlow **reliably detects** the mass flow of pneumatically conveyed bulk goods in metallic pipes.

MicroFlow operates mostly **independently of temperature and pressure** and is also suitable for use with small quantities. Contact-free measurement directly in the pipe virtually eliminates the possibility of mechanical wear and tear.

MicroFlow is accurate between 2 % and 5 %, depending on the location of the sensor and the particle flow profile. To improve accuracy, especially in pipes with large diameters, 2 sensors can be connected to calculate an average value.

Mechanism

The sensor uses microwaves to perform its measurements. It transmits a measurement frequency from its front side. The reflected signal is used to calculate the mass flow directly using a patented process and is read out as an analog signal proportional to the- mass flow rate. The signal is evaluated by the software supplied with the solution.

Your advantages

- **Dust-free inline monitoring.**
- **Reliable, durable, maintenance-free:** Sensor is flush mounted to prevent mechanical wear and tear.
- **Easy self-installation in existing pipes.**
- **Simple to recalibrate.**
- **Records no-load and production downtime.**

We offer a wide range of load cells in addition to the products shown – just give us a call!

Technical data	
Operating temperature	– 20 to + 60 °C
Supply voltage	20 to 30 VDC
Power consumption	Max. 0.5 A
Storage temperature	– 25 to + 75 °C (without condensation)
Temperature inside pipe	– 20 to + 150 °C
Max. pressure inside pipe	80 bar, optional 200 bar
Housing protection class	IP 66, optional IP 67
Seal	– 10 to + 40 °C compensated

You can find detailed information and contact details for enquiries relating to MicroFlow at www.rembe.de.
Or just give us a call at: T +49 2961 7405-0, info@rembe.de.



MICROCELL/ L-CELL

Bolt-on sensor for beam or skirt supported silos

Applications

These highly sensitive semi-conducting sensors were developed specially for weighing bulk goods and liquids in beam- and skirt-supported silos. The sensor can be bolted directly onto the silo's existing support structure. There is no need to **empty or modify any equipment.**

The sensor dimensions are independent of the measurement range of the silo being fitted so **only one type of sensor is ever required.**

Mechanism

When the silo is being filled or emptied, the supporting sub-structure is subjected to compression, strain or shear forces. These changes are detected by the sensors' bending beam. The sensor consists of two semiconductor strain gauges, which are ceramically bonded with a bending beam made from nickel-plated structural steel, stainless steel or $AlMg_3$. The two semiconductor strain gauges are connected with a half-bridge, which compensates for the temperature drift that is usual with semi-conductors. All sensors are tested and compensated in a temperature chamber.

Your advantages

- **No production downtime, no conversion required:** easy-to-mount on existing silo supports.
- **Maintenance-free and high operating reliability** due to temperature-compensated sensors.

Technical data	MicroCell	L-Cell
Supply voltage	+ 12 VDC ± 5 %	+ 12 VDC ± 5 %
Power consumption	Max. 4.0 mA	11.8 mA
Insulation resistance	2 MΩ	2 MΩ
Output resistance	7.5 kΩ ± 1 %	3.75 kΩ ± 1 %
Output signal at nominal load	± 70 mV/0.7 kg/mm²	± 35 mV/0.7 kg/mm²
Output signal (no load)	0 mV ± 25 mV	0 mV ± 100 mV
Linearity error	± 0.1 % of measurement range	± 0.1 % of measurement range
Reproducibility and hysteresis	± 0.1 % of measurement range	± 0.1 % of measurement range
Storage temperature range	– 36 to + 66 °C	– 34 to + 66 °C
Operating temperature	– 34 to + 66 °C	– 34 to + 66 °C
Temperature-compensated range	– 18 to + 38 °C	– 18 to + 38 °C
Temperature error – zero point	± 5 mV/56 °C	± 2 mV (– 18 to + 38 °C)
Temperature error – specific value	0.036 %/°C	0.036 %/°C
Base material	Carbon steel (AISI 1018)	Stainless steel (17-4-PH)
Connection cable	3-wire cable	3-wire cable
Length of connection cable	4.6 m	4.6 m
Weight	90 g	40 g
Protection class	IP 65 with cap	IP 65 with cap
Max. measurement range	± 7.0 kg/mm²	± 10.5 kg/mm²
Resistance values	Black -> red: 3.8 kΩ Black -> white: 8.4 kΩ White -> red: 8.4 kΩ	Black -> red: 1.45 kΩ Black -> white: 4.1 kΩ White -> red: 4.1 kΩ
Max. permissible humidity	95 %	95 %

You can find detailed information and contact details for enquiries relating to MicroCell and L-Cell at www.rembe.de.
Or just give us a call at: T +49 2961 7405-0, info@rembe.de.

AXIS-LOAD®

For measurement of tensile stress, loads and forces

Applications

Load measuring shackles are specially designed for measuring tensile forces on ropes, cables and chains. Load measuring shackles provide accurate measurements for monitoring and regulating tensile forces wherever material tension is required for ensuring continuous improvements in quality. Typical applications include cage-type stranding machines, tubular stranders and cable winders. A load-aligning roller is integrated as standard.

Load measuring joints are primarily installed to measure and monitor tensile forces in marine cables and tension cables. Swivel eye bolts that can be turned while under load and safety hooks are included in the scope of delivery.

All products are supplied with batteries as standard but can also be fitted with a rechargeable battery (optional). The load values are recorded by a full bridge DMS sensor.

Data retrieval options

A digital display is fitted as standard for data retrieval. A handheld controller or USB stick for wireless data transmission can also be supplied (both optional).

Load measuring bolt

Load measuring shackle

Load measuring joint

You can find detailed information and contact details for enquiries relating to AXIS-LOAD® at www.rembe.de.
Or just give us a call at: T +49 2961 7405-0, info@rembe.de.

GLOBALLY LOCAL

REMBE® locations

We have founded a number of companies around the world to provide you with local service. REMBE® is represented in more than 80 countries globally by well-known and long-standing partners. **Find the representative responsible for your country at: T +49 2961 74050, info@rembe.de or www.rembe.de**

REMBE® GmbH Safety + Control
Gallbergweg 21
59929 Brilon, **Germany**
T +49 2961 7405-0
F +49 2961 50714
info@rembe.de
www.rembe.de

REMBE® Ltd.
Colworth Science Park
Sharnbrook, Bedfordshire
MK44 1LQ, **United Kindom**
T +44 1234 783366
F +44 1234 783367
info@rembe.co.uk
www.rembe.co.uk

REMBE® Meß- u. Regeltechnik GmbH
Jakob-Fuchs-Gasse 47
2345 Brunn am Gebirge, **Austria**
T +43 2236 34070
F +43 2236 3407077
rembe@krz.co.at
www.krz.co.at

REMBE® S.r.l.
Piazzale Biancamano, 8
20121 Milano (MI), **Italy**
T +39 02 62033057
F +39 02 62034000
info@rembe.it
www.rembe.it

REMBE® Oy
Hitsaajankatu 4C
FI-00810 Helsinki, **Finland**
T +358 10 6662344
F +358 10 6662341
info@rembe.fi
www.rembe.fi

REMBE® Inc.
3809 Beam Road Suite K
Charlotte, NC 28217, **USA**
T +1 704 716 7022
F +1 704 716 7025
info@rembe.us
www.rembe.us

REMBE® América Latina Ltda.
Av. Brasilia, 5053 Lj.02
81020-010 Curitiba PR, **Brasil**
T +55 41 3099 7699
info@rembe-lat.com
www.rembe.de

REMBE® ZA
20 Libertas Road
Freeway Park
Boksburg 1459, **South Africa**
T +27 011 9162807
F +27 011 9161803
info@rembe.co.za
www.rembe.co.za

REMBE® GmbH Safety + Control (DMCC Branch)
DMCC Business Centre
Jewellery & Gemplex Building
Building 3, 1st floor Unit No. 3O-01-1891
Dubai, **United Arab Emirates**
T +971 529 719 638
F +49 2961 50714
james.hay@rembe.ae
www.rembe.ae

REMBE® China Ltd.
Suite 1305, 13/F
Zhong Rong International Business Center
No. 1088 Pudong South Road
Pudong New Area
200120 Shanghai, **China**
T +86 21 33829869
F +86 21 50471989
info@rembe.cn
www.rembe.cn

REMBE® Asia Pacific Pte. Ltd.
61 Ubi Road 1
Oxley Bizhub #04 – 17
Singapore 408727, **Singapore**
T +65 6702 3707
F +65 6702 3706
info@rembe.sg
www.rembe.sg

The copyright and all contents (design, text, pictures, graphics etc.) is the sole property of REMBE® GmbH Safety + Control (herein referred to as REMBE®), except where otherwise stated. All copies or publications, in whatever format, even in part, are strictly prohibited and are subject to our explicit written approval. The specifications, figures and drawings indicated in our brochures are compliant with the current limits of our knowledge in reference to these products, however REMBE® does not state or offer any guarantee to the end user of this information and REMBE® reserves the right to change or update any information without notice. REMBE® will not accept any responsibility for errors or omissions or due to technical changes from production, research and development in the data contained herein or in use of this brochure. It is the sole responsibility of the end user to ensure the correct use of REMBE® products.

Taraz Gostar.Co Ltd

Taraz Gostar Co.Ltd
Designer and supplier of industrial weighing systems

No.315-Shahid Kolahdooz
Shariati Ave-Tehran-Iran
T: +98 21 22778535
F: +98 21 22778549
info@tarazgostar.com
www.tarazgostar.com

GBP-CD-15283/0 | © REMBE | All rights reserved | Valid from 25.08.2015 - 1.000 | Subject to technical change without notice