Disneyland RESORT

Walt Disney World

Hasbro ®*

®* and/or TM* & © 2003 Hasbro.
All Rights Reserved.
® denotes Reg. U.S. Pat. & TM Office.
U.S. Patent Pending
Disney image used under permission.
© Disney
70079/70077 Asst. P/N 6303020000

Disney Theme Park Edition

TIGER ELECTRONICS ®*

TIGERTOYS.COM
For new products and offers

Questions? Call: 1-800-327-8264

70079/70077 Asst.

AGES 4+

FurReal friends™*

Disney's Figaro

INSTRUCTION MANUAL





Thank you for purchasing the FURREAL FRIENDS Disney Figaro Kitten toy, the friendly feline that moves and sounds like a REAL kitten!

Includes 3 x 1.5V "AA"/R6 batteries. Alkaline batteries recommended. Phillips/cross head screwdriver (not included) needed to replace batteries.

Figaro, the famous feline from the Disney classic "Pinocchio," is now a "magical" lifelike companion! The cute and loyal pet of Geppetto loves to be "fed" and comes with a special bottle for feeding. He even responds with eating sounds when you feed him.

A special sensor on his back triggers realistic padding and kneading movements as well as purring and meowing sounds. The more you love and play with Disney's Figaro the more he'll respond and love you back!

Be sure to take good care of Figaro by following the instructions in this booklet!

GETTING STARTED

Figaro consists of the following parts:

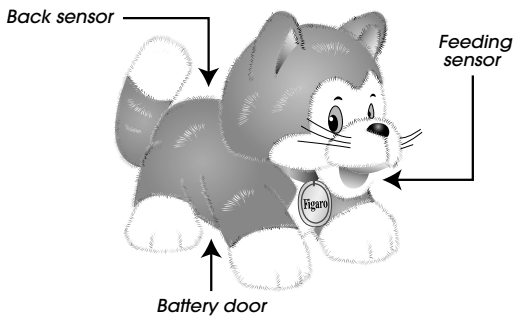

HOW TO PLAY WITH FIGARO

To turn Figaro ON, pull back the plush flap over the battery door and switch the ON/OFF/TRY ME switch to ON. Then replace the flap.

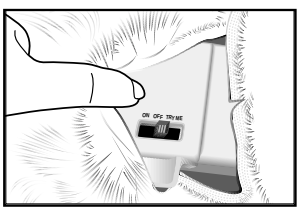

Once turned on, Figaro will move his paws and meow.



Figaro's front legs can be adjusted as shown if desired.



NOTE: Figaro will go to sleep and shut down if he is not played with for a few minutes. You can wake him up by petting his back. Please remember to turn the ON/OFF/TRY ME switch to the OFF position if he will not be played for a while, to conserve battery life.

To wake Figaro up, gently pet his back as shown.



FEEDING FIGARO

Just like a real Kitten, Figaro will need to be "fed." To "feed" him, simply place the bottle so that it is touching his mouth.



You will know Figaro is "drinking" because you will hear him make a slurping sound.

TO INSTALL BATTERIES

Pull back the plush flap, and using a Phillips/cross head screwdriver, loosen screw in battery compartment cover (screw stays attached to cover) on the bottom. Insert 3 X 1.5V "AA"/LR6 alkaline batteries. Replace cover and tighten screw.

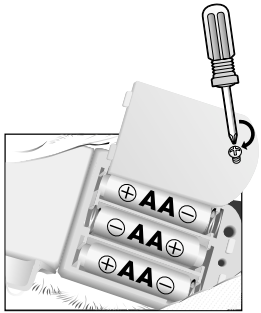

⚠ CAUTION: TO AVOID BATTERY LEAKAGE

1. Be sure to insert the batteries correctly and always follow the toy and battery manufacturers' instructions;
2. Do not mix old batteries and new batteries or alkaline, standard (carbon-zinc) or rechargeable (nickel-cadmium) batteries;
3. Always remove weak or dead batteries from the product.

IMPORTANT: BATTERY INFORMATION

Please retain this information for future reference. Batteries should be replaced by an adult.

⚠ CAUTION:

1. Always follow the instructions carefully. Use only batteries specified and be sure to insert item correctly by matching the + and – polarity markings.
2. Do not mix old batteries and new batteries or standard (carbon-zinc) with alkaline batteries.
3. Remove exhausted or dead batteries from the product.
4. Remove batteries if product is not to be played with for a long time.
5. Do not short circuit the supply terminals.
6. Should this product cause, or be affected by, local electrical interference, move it away from other electrical equipment. Reset (switching off and back on again or removing and re-inserting batteries) if necessary.
7. RECHARGEABLE BATTERIES: Do not mix these with any other types of battery. Always remove from the product before recharging.
   Recharge batteries under adult supervision.
   DO NOT RECHARGE OTHER TYPES OF BATTERIES.

CLEANING INSTRUCTIONS

To clean Figaro's fur, gently brush him with a cloth or soft brush to loosen any dirt. Then use a slightly damp cloth to remove stains.

- DO NOT PUT IN THE WASHING MACHINE
- DO NOT SUBMERGE IN WATER
- DO NOT GET WET EXCEPT A DAMP CLOTH ON THE FUR
- TO PREVENT STAINING THE FUR, WIPE DIRT OFF IMMEDIATELY
- IF FIGARO GETS WET, REMOVE THE BATTERIES AND DRY THE FUR
- ONCE COMPLETELY DRY, REPLACE THE BATTERIES
- DO NOT USE DETERGENT OR STAIN REMOVERS ON THE FUR



High temperature will destroy the unit. Do not leave unit in direct sunlight.



Clean only with a piece of soft dry cloth.

- Prevent spills of food and beverage on the unit.
- Do not throw or kick the product, and do not push sharp objects through the speaker openings.

FCC STATEMENT

This equipment has been tested and found to comply with the limits for a Class B digital device, pursuant to Part 15 of the FCC Rules. These limits are designed to provide reasonable protection against harmful interference in a residential installation. This equipment generates, uses and can radiate radio frequency energy, and, if not installed and used in accordance with the instructions, may cause harmful interference to radio communications. However, there is no guarantee that interference will not occur in a particular installation. If this equipment does cause harmful interference to radio or television reception, which can be determined by turning the equipment off and on, the user is encouraged to try to correct the interference by one or more of the following measures:

- Reorient or relocate the receiving antenna.
- Increase the separation between the equipment and the receiver.
- Consult the dealer or an experienced radio/TV technician for help.