Public Address System

Ceiling Speaker System **DSP804**



OWNER'S MANUAL

Thank you for purchasing PA speaker system of **DSPPA** series. All of **DSPPA** series products have been tested strictly before shipping. **DSPPA** series PA speaker system is widely used in hotel, trade building, supermarket, school, entertainment, etc. It's the most ideal choice of you! In order to facilitate installing, modulating and running please read this manual carefully before setup.

FEATURES:

- **70/100V, Rated power 30W；**
- **Max. Sound Pressure Level 107 ± 2dB, Effective Freq. Range 50Hz -20kHz；**
- **Weight 3.2 kg，Made of high quality engineering plastic, long-term durability, never out of shape and fade；**
- **Driver surround excellent damping, provided with high sensitivity (92±2dB), long life, sound clear and sonorousness。**

FREQ. RESPONSE

(dB SPL、1W、1m)

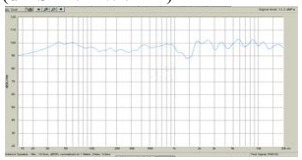

DISTORTION

(THD< 1.5% 1W、1m、100Hz-10kHz)

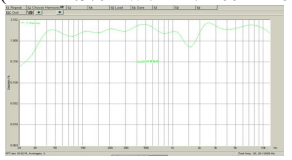

TAKE AWAY NET

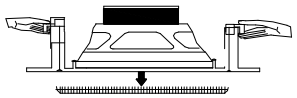

INSTALL HOLE

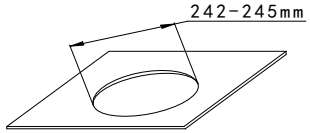

INSTALLATION

1、Press to ascend the method of the diagram trumpet net the crest outs；

2、Cut a Ø 242mm - Ø 245mm installation hole on ceiling as shown above；

Remark：The bearing of ceiling must exceed 3.2kg

3、Connect audio broadcasting wire to the terminals according to the table below；

Power Line / Terminals	70V	100V
Red--- Blue Voltage	15W	30W
Red--- White	30W	——

4、Push the loudspeaker into your ceiling, beat with screw tight, install the net.(following diagram)

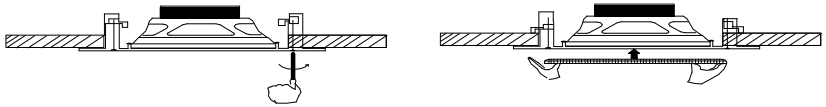

5、Adjust the direction of the set and examine whether it is steady.

DSPPA ACOUSTIC TECHNOLOGY CO., LTD.