

Copyright © SAS Institute Inc. All rights reserved.

Ask the Expert

SAS Visual Analytics: What's New in 7.4



Presenter: Ted Stolarczyk
Technical Advisor
SAS Customer Loyalty Team



Q&A: Shannon Moore
Senior Systems Engineer
SAS Customer Loyalty Team

Copyright © SAS Institute Inc. All rights reserved.

Copyright © SAS Institute Inc. All rights reserved.

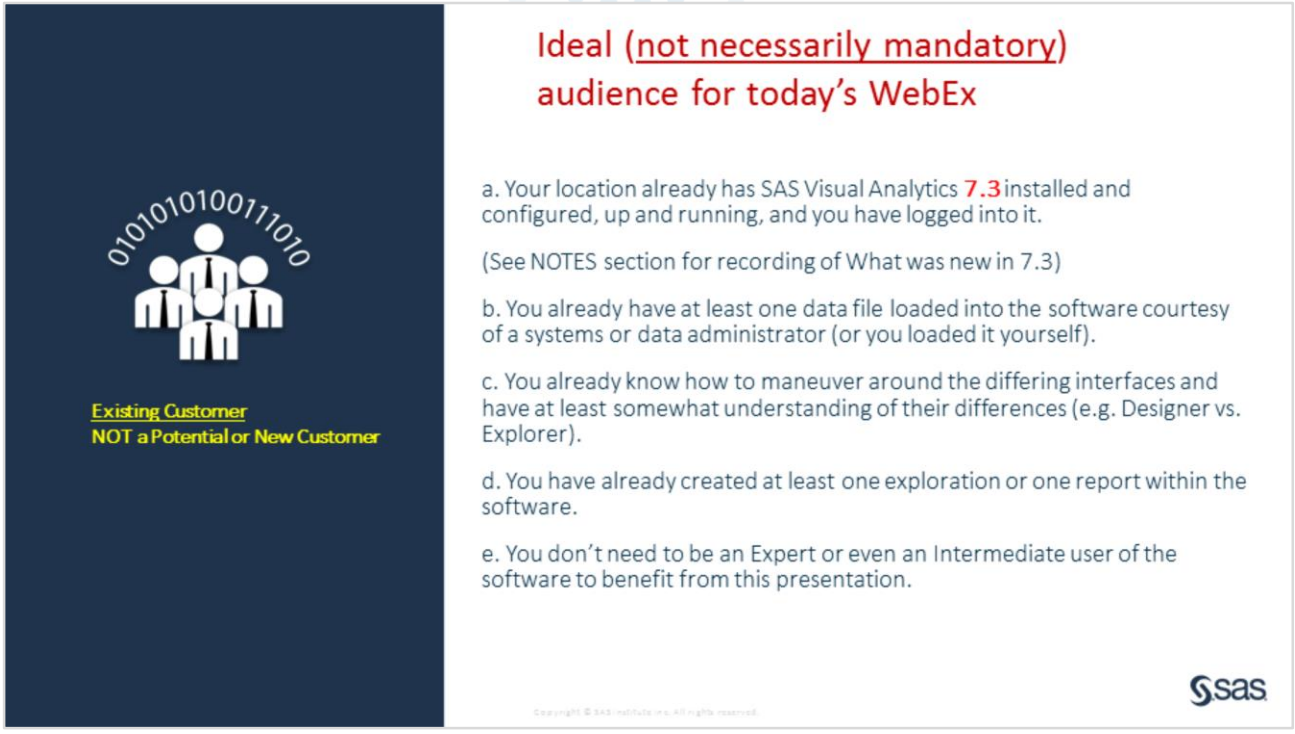

For those SAS Visual Analytics customers running a release that is older than v7.3:

https://www.sas.com/en_us/webinars/visual-analytics-new/register.html

Copyright © SAS Institute Inc. All rights reserved.



Most of the new and improved features is for VA Report (Modern, HTML-5) Viewer but this alone is worth the upgrade!

Including it should run much quicker than previous releases.

Previous 7.x releases mostly forced users to switch to Classic (Adobe Flash) Report Viewer instead:

http://support.sas.com/kb/58/945.html

Though note, if you are going to now utilize the Modern HTML-5 Viewer heavily, SAS recommends that you switch to using the 64-bit version of Google Chrome or Mozilla Firefox:

http://support.sas.com/kb/57/733.html

Copyright © SAS Institute Inc. All rights reserved.



Full details:

http://support.sas.com/documentation/cdl/en/vaug/69957/HTML/default/viewer.htm#vaugwhatsnew74.htm

Copyright © SAS Institute Inc. All rights reserved.

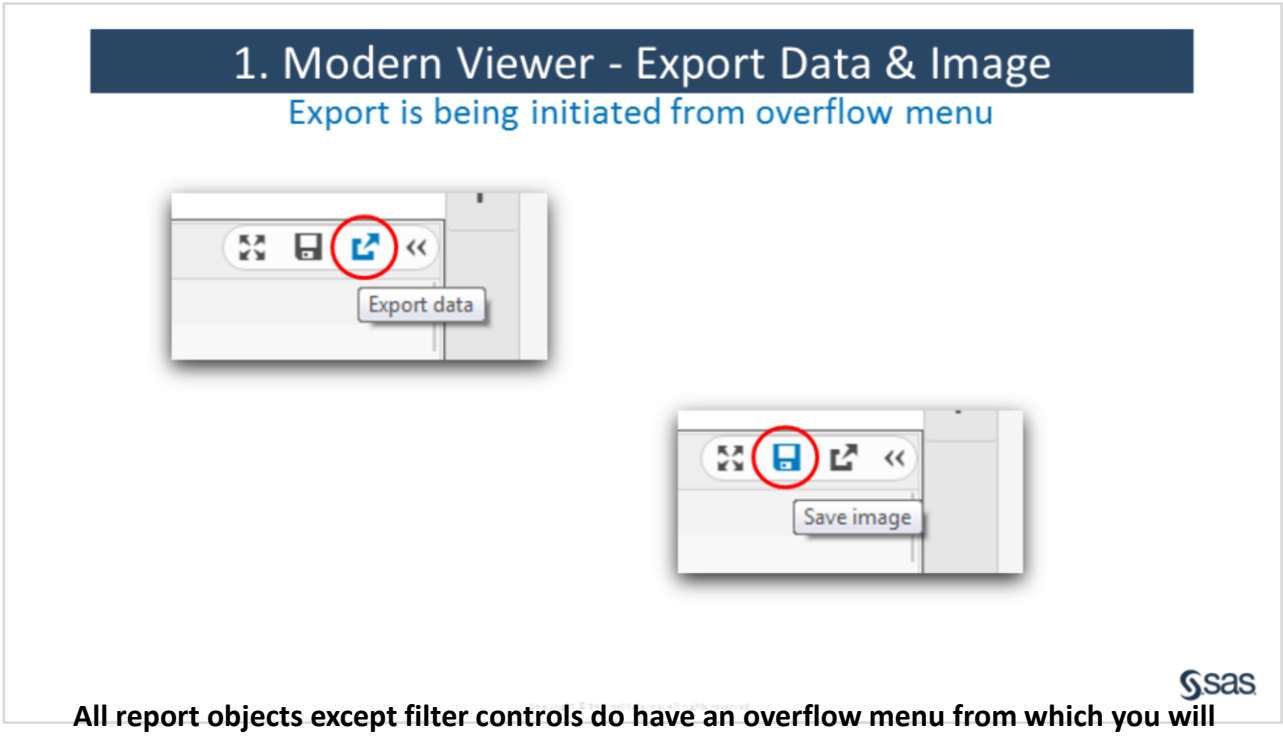

All report objects except filter controls do have an overflow menu from which you will be able to export the data or save the object as an image file.

Copyright © SAS Institute Inc. All rights reserved.

1. Modern Viewer - Select All /Clear Selection for List Prompt Controls

Initiated via RMB

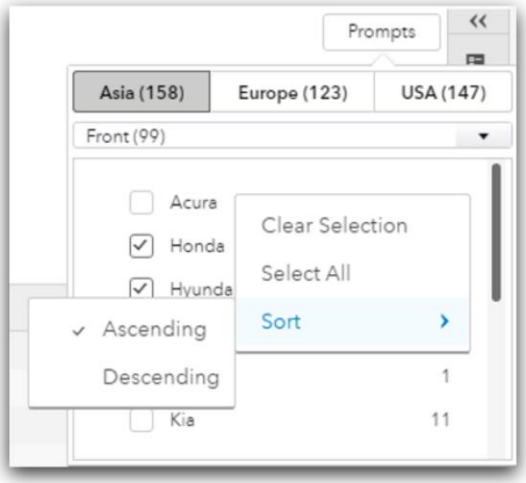

Copyright © SAS Institute Inc. All rights reserved.

Copyright © SAS Institute Inc. All rights reserved.

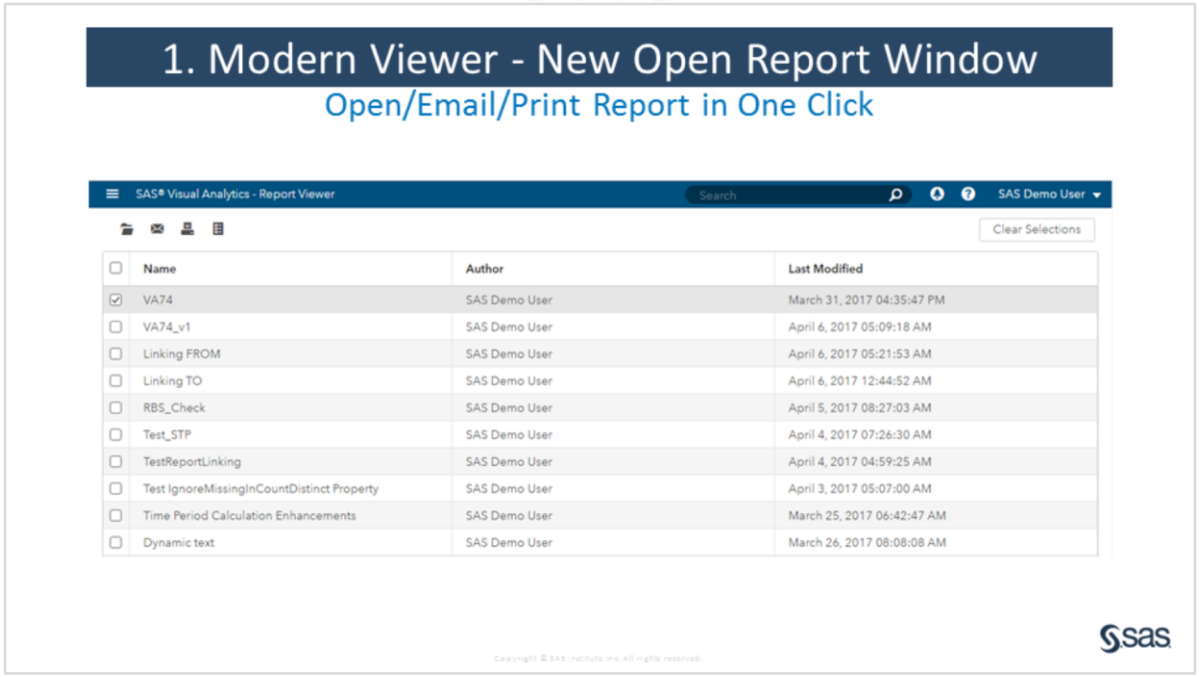

The new Open Report Window allows you to print and email directly.

Copyright © SAS Institute Inc. All rights reserved.

2. Dynamic Text

Table Modified Time & Interactive Filter Conditions can be inserted via the format toolbar of text box …

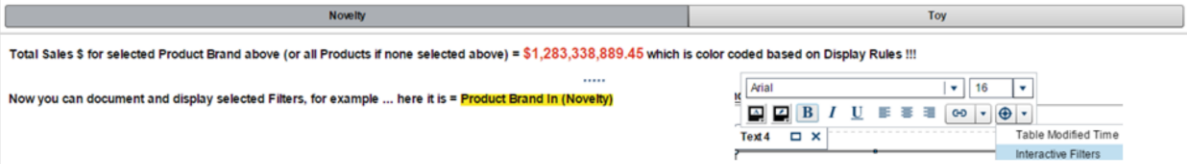

Dynamic values for measures & parameters can be inserted via the roles pane of textbox …

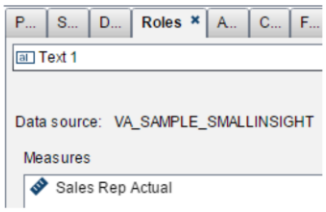



Copyright © SAS Institute Inc. All rights reserved.

Copyright © SAS Institute Inc. All rights reserved.

3. Calculations & Aggregations – Count Distinct

va.IgnoreMissingInCountDistinct

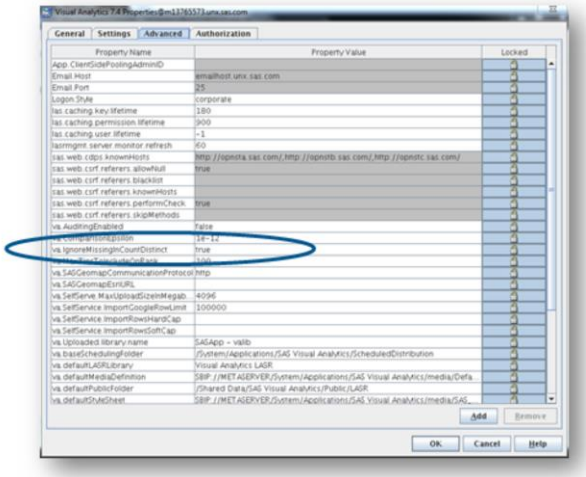

Copyright © SAS Institute Inc. All rights reserved.

Copyright © SAS Institute Inc. All rights reserved.

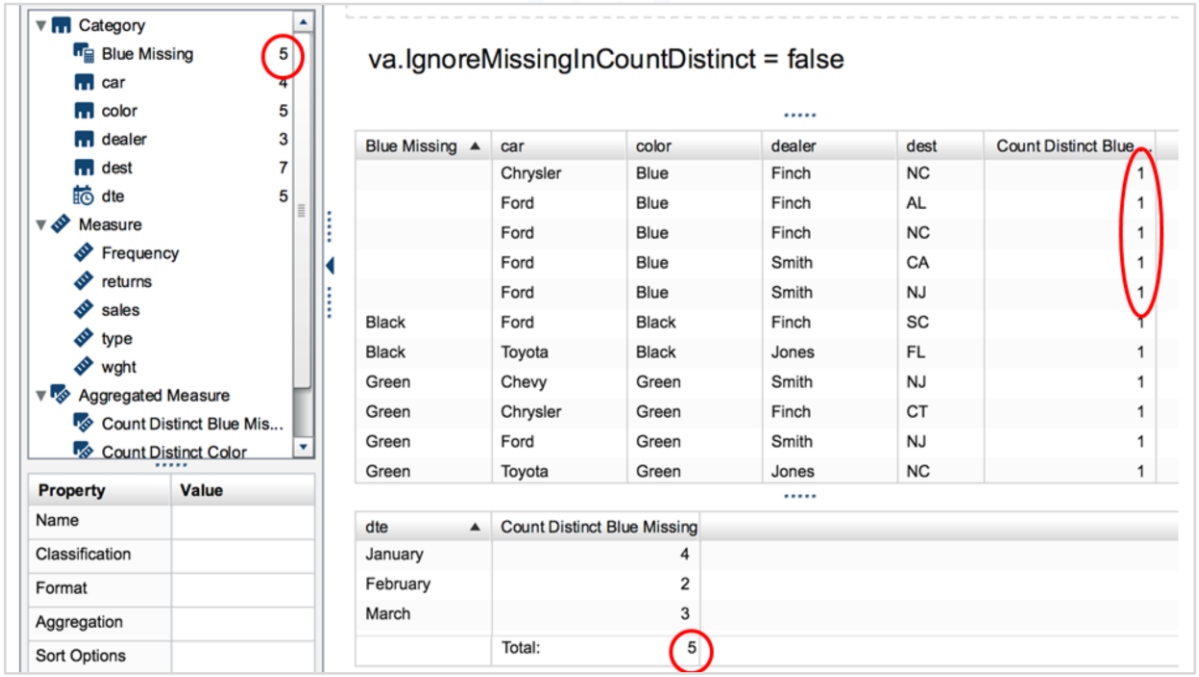

Copyright © SAS Institute Inc. All rights reserved.

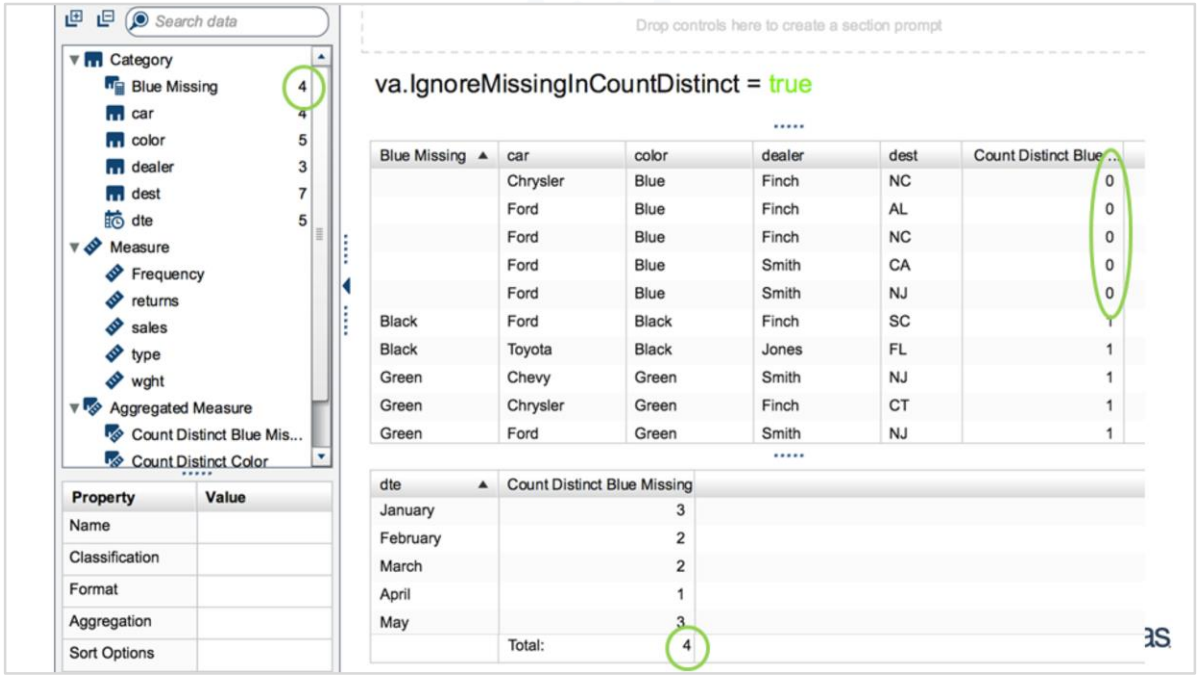

Copyright © SAS Institute Inc. All rights reserved.

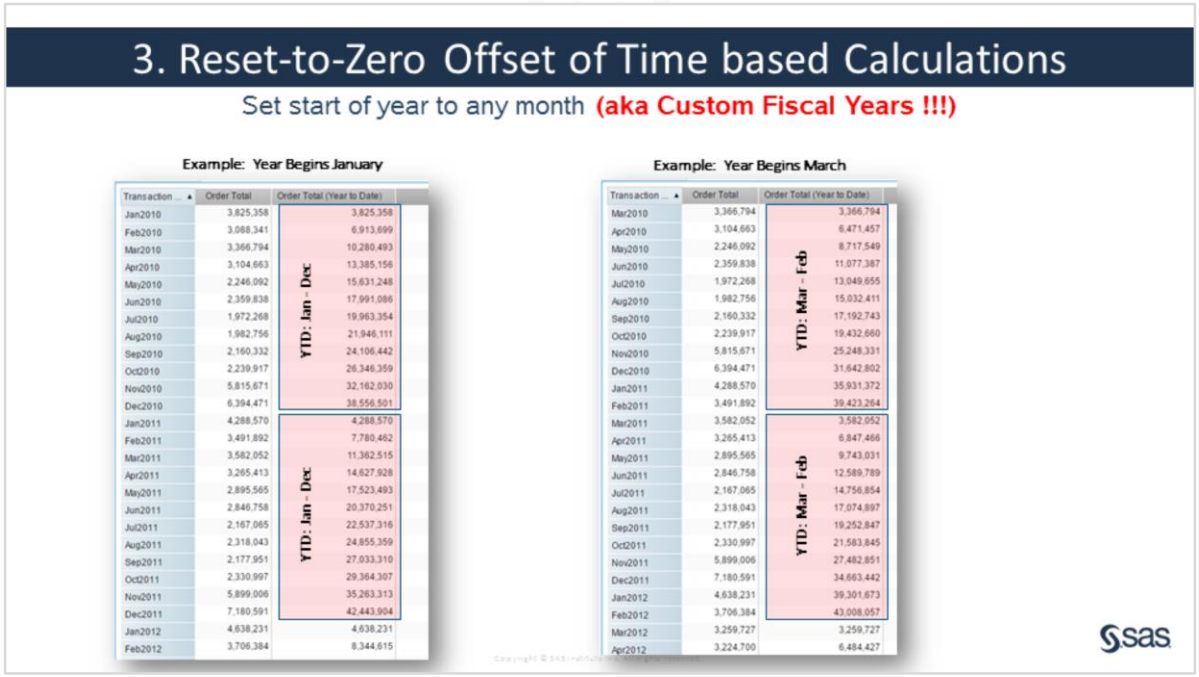

VA software still assumes a 12 month Fiscal Year.

Copyright © SAS Institute Inc. All rights reserved.

3. Reset-to-Zero Offset of Time based Calculations

Set start of year to any month

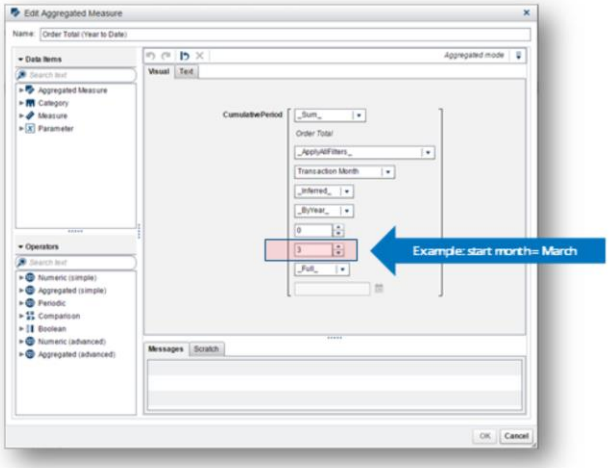

Copyright © SAS Institute Inc. All rights reserved.

Copyright © SAS Institute Inc. All rights reserved.

3. Time Based Calculations not Restricted to Filters

Calculation on all data, apply filter to view



Transaction ...	Order Total	Order Total (Var from Prior Year)
Jan2010	3,825,358	-
Feb2010	3,088,341	-
Mar2010	3,366,794	-
Apr2010	3,104,663	-
May2010	2,246,092	-
Jun2010	2,359,838	-
Jul2010	1,972,268	-
Aug2010	1,982,756	-
Sep2010	2,160,332	-
Oct2010	2,239,917	-
Nov2010	5,815,671	-
Dec2010	6,394,471	-
Jan2011	4,288,570	463,212
Feb2011	3,491,892	[illegible]
Mar2011	3,582,052	215,258
Apr2011	3,265,413	160,751
May2011	[illegible]	[illegible]
Jun2011	[illegible]	[illegible]
Jul2011	[illegible]	[illegible]
Aug2011	[illegible]	[illegible]
Sep2011	[illegible]	[illegible]
Oct2011	[illegible]	[illegible]
Nov2011	[illegible]	[illegible]
Dec2011	[illegible]	[illegible]
Jan2012	4,638,231	349,661
Feb2012	3,706,384	214,492

VA 7.3

For calculations that reference prior year, the first year will be missing, since the prior year is not part of the query.

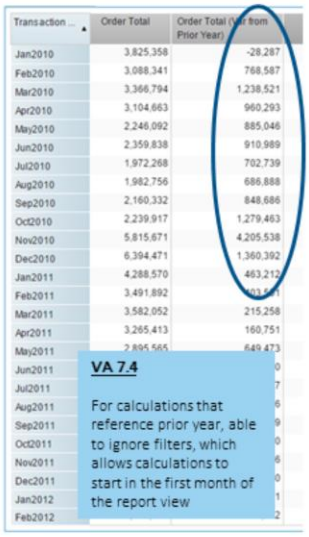

Transaction ...	Order Total	Order Total (Var from Prior Year)
Jan2010	3,825,358	-28,287
Feb2010	3,088,341	768,587
Mar2010	3,366,794	1,238,521
Apr2010	3,104,663	960,293
May2010	2,246,092	885,046
Jun2010	2,359,838	910,989
Jul2010	1,972,268	702,739
Aug2010	1,982,756	686,888
Sep2010	2,160,332	848,686
Oct2010	2,239,917	1,279,463
Nov2010	5,815,671	4,205,538
Dec2010	6,394,471	1,360,392
Jan2011	4,288,570	463,212
Feb2011	3,491,892	[illegible]
Mar2011	3,582,052	215,258
Apr2011	3,265,413	160,751
May2011	2,895,565	649,473
Jun2011	[illegible]	[illegible]
Jul2011	[illegible]	[illegible]
Aug2011	[illegible]	[illegible]
Sep2011	[illegible]	[illegible]
Oct2011	[illegible]	[illegible]
Nov2011	[illegible]	[illegible]
Dec2011	[illegible]	[illegible]
Jan2012	[illegible]	[illegible]
Feb2012	[illegible]	[illegible]

VA 7.4

For calculations that reference prior year, able to ignore filters, which allows calculations to start in the first month of the report view

Copyright © SAS Institute Inc. All rights reserved.

Copyright © SAS Institute Inc. All rights reserved.

3. Time Based Calculations not Restricted to Filters

Calculation on all data, apply filter to view

Can choose to ignore:

- Apply all filters
- **ALL** time frame filters
  - OR -
- **Interactive** time frame filters

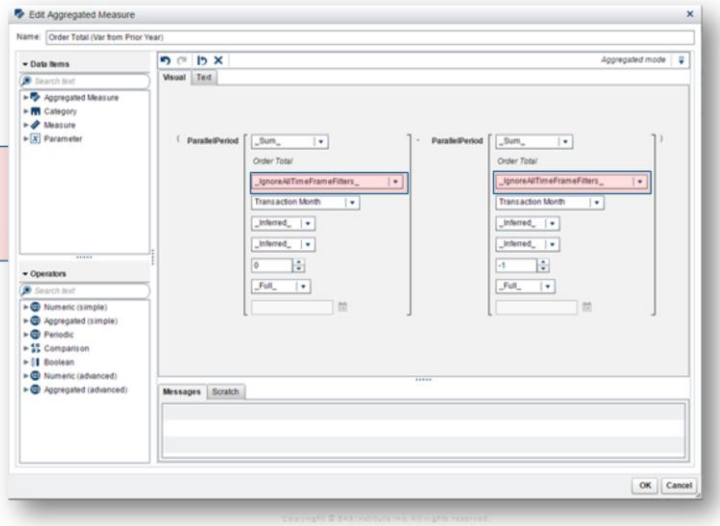

Copyright © SAS Institute Inc. All rights reserved.

4. Cascading Prompts

Now available in report and section level prompts

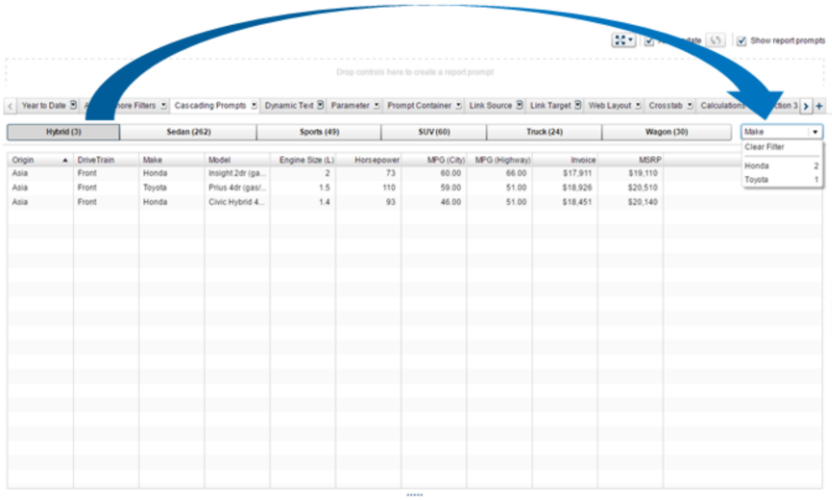

Copyright © SAS Institute Inc. All rights reserved.

Copyright © SAS Institute Inc. All rights reserved.

4. Cascading Prompts

New > Interaction now available for section and report level prompts



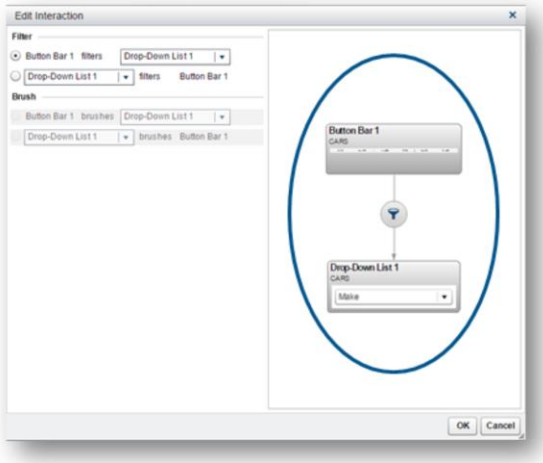

Copyright © SAS Institute Inc. All rights reserved.

Copyright © SAS Institute Inc. All rights reserved.

4. Dynamic Values for Slider Controls

Automatically adjust minimum/maximum to current data query

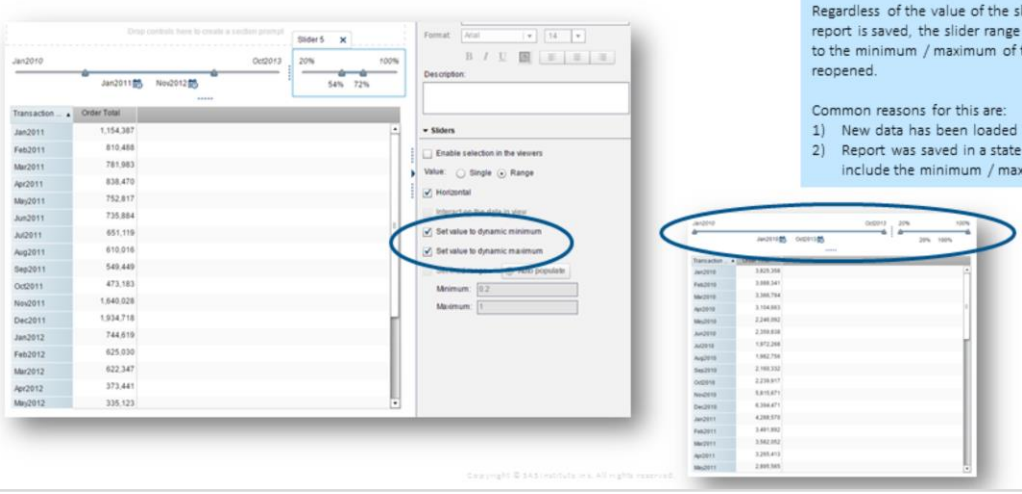

Slider Control Dynamic Minimum / Maximum:

Regardless of the value of the slider when a report is saved, the slider range will expand to the minimum / maximum of the data when reopened.

Common reasons for this are:

1) New data has been loaded
2) Report was saved in a state that did not include the minimum / maximum

Copyright © SAS Institute Inc. All rights reserved.

Copyright © SAS Institute Inc. All rights reserved.

4. Page Linking

More control on source

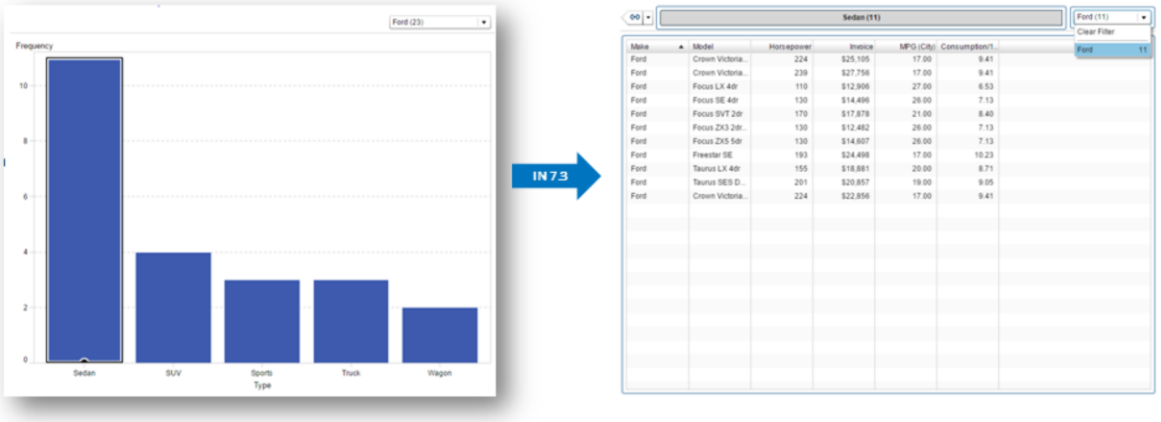

Copyright © SAS Institute Inc. All rights reserved.

Copyright © SAS Institute Inc. All rights reserved.

4. Page Linking

More control on source

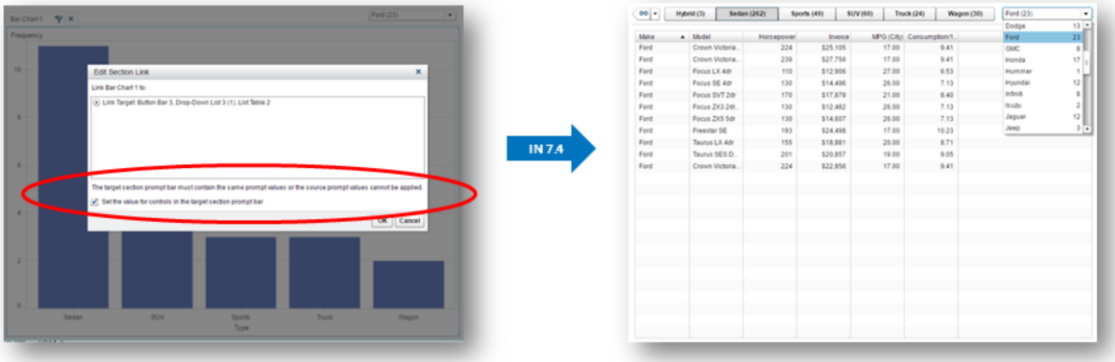

Copyright © SAS Institute Inc. All rights reserved.

Copyright © SAS Institute Inc. All rights reserved.

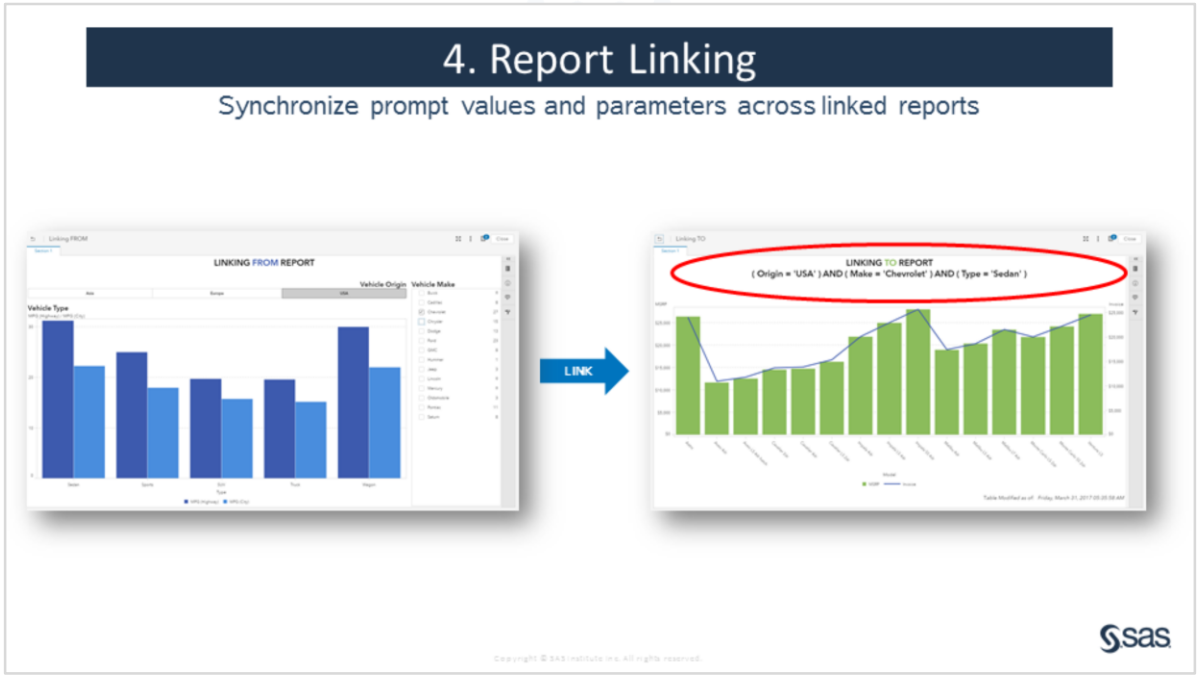

Though there appears to be some issue with Section prompts and Drop-down lists with this new feature.

SAS Tech Support is currently investigating.

Copyright © SAS Institute Inc. All rights reserved.

4. Other enhancements to parameters

Parameters with multiple values and parameters based on dates



Copyright © SAS Institute Inc. All rights reserved.

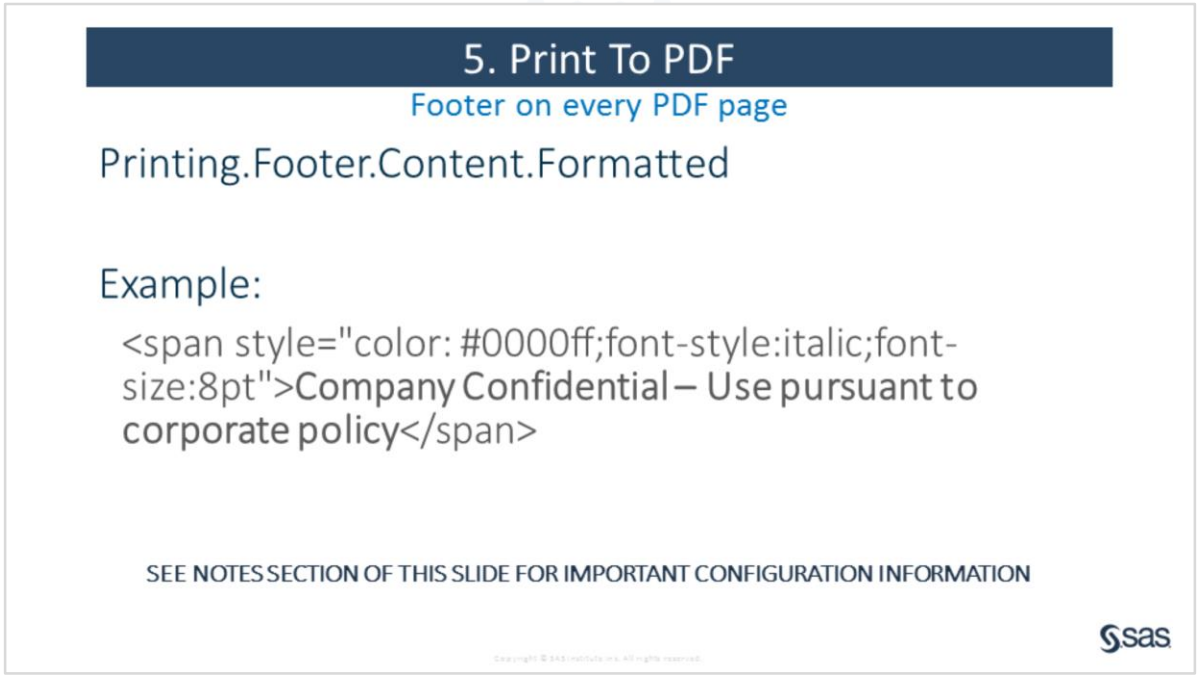

From the VA 7.4 Admin Guide:

http://support.sas.com/documentation/cdl/en/vaag/69958/HTML/default/viewer.htm#n1cn4z8a0cak9pn18tikpiil1u02.htm

You need to re-start Object Spawner and Web Application Server eventhough it's not mentioned in documentation to do so.

And remember, the act of re-starting Object Spawner and Web Application Server may require you to re-start LASR and corresponding In-Memory data files if your instance is not set-up for automatic re-load.

Copyright © SAS Institute Inc. All rights reserved.

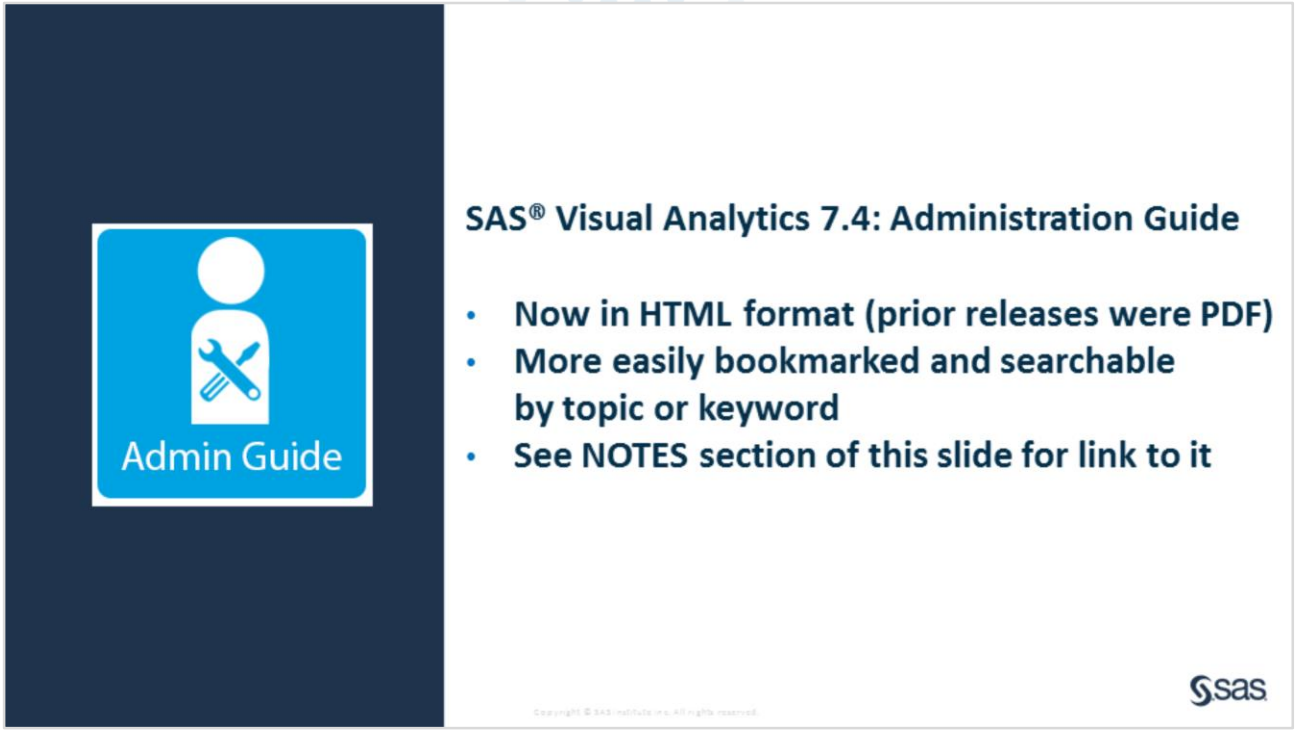

Direct link to VA 7.4 Admin Guide:

http://support.sas.com/documentation/cdl/en/vaag/69958/HTML/default/viewer.htm#n17ccsfc5py3m8n16bunb81n3ud8.htm

Note … 7.3 Admins can take advantage of this new format doc and info as well with the exception of new Admin features specific to 7.4

Copyright © SAS Institute Inc. All rights reserved.

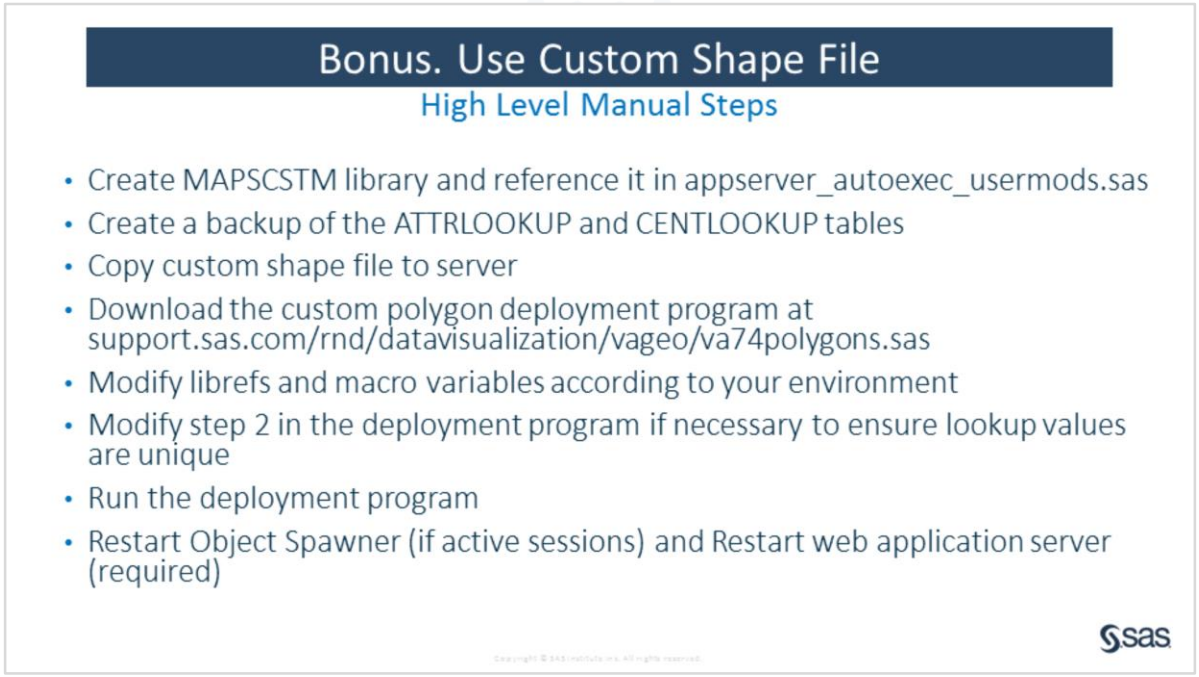

From the VA 7.4 Admin Guide:

http://support.sas.com/documentation/cdl/en/vaag/69958/HTML/default/viewer.htm#n0g5kjtnbvsrwbn1lxl2wahyc5du.htm

Remember, the act of re-starting Object Spawner and Web Application Server may require you to re-start LASR and corresponding In-Memory data files if your instance is not set-up for automatic re-load.

Important Pre-Requisites you should be aware of:

http://support.sas.com/documentation/cdl/en/vaag/69958/HTML/default/viewer.htm#p07rcrnp2cv268n1b2u9zt0fo0k7.htm

Copyright © SAS Institute Inc. All rights reserved.

Custom Regions – how they render

Custom Regions

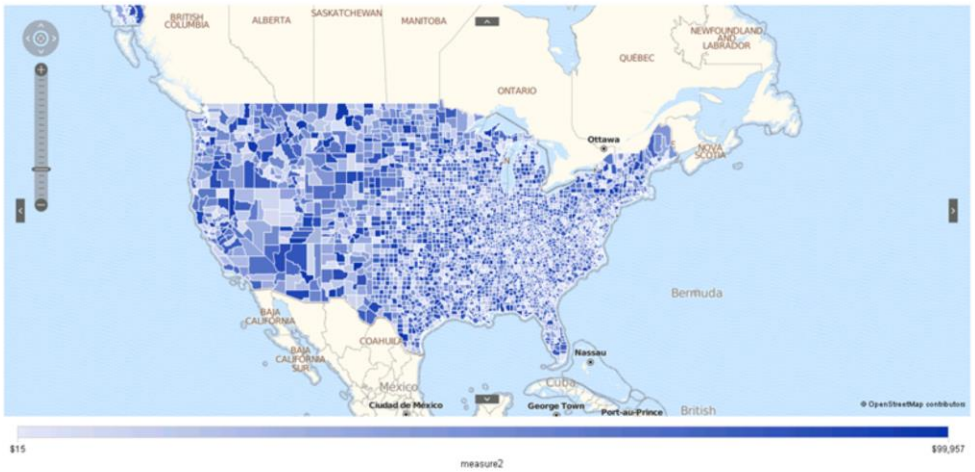

Copyright © SAS Institute Inc. All rights reserved.

Copyright © SAS Institute Inc. All rights reserved.

Custom Regions – utilize like out of the box maps

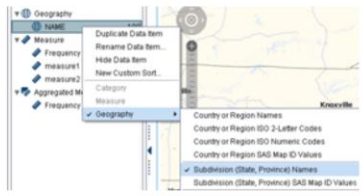

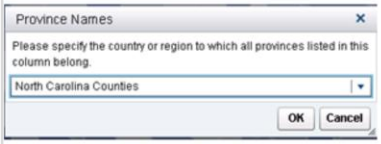

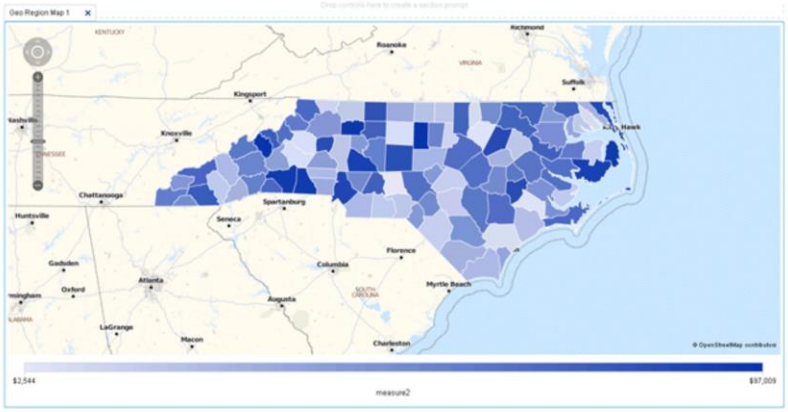

Copyright © SAS Institute Inc. All rights reserved.

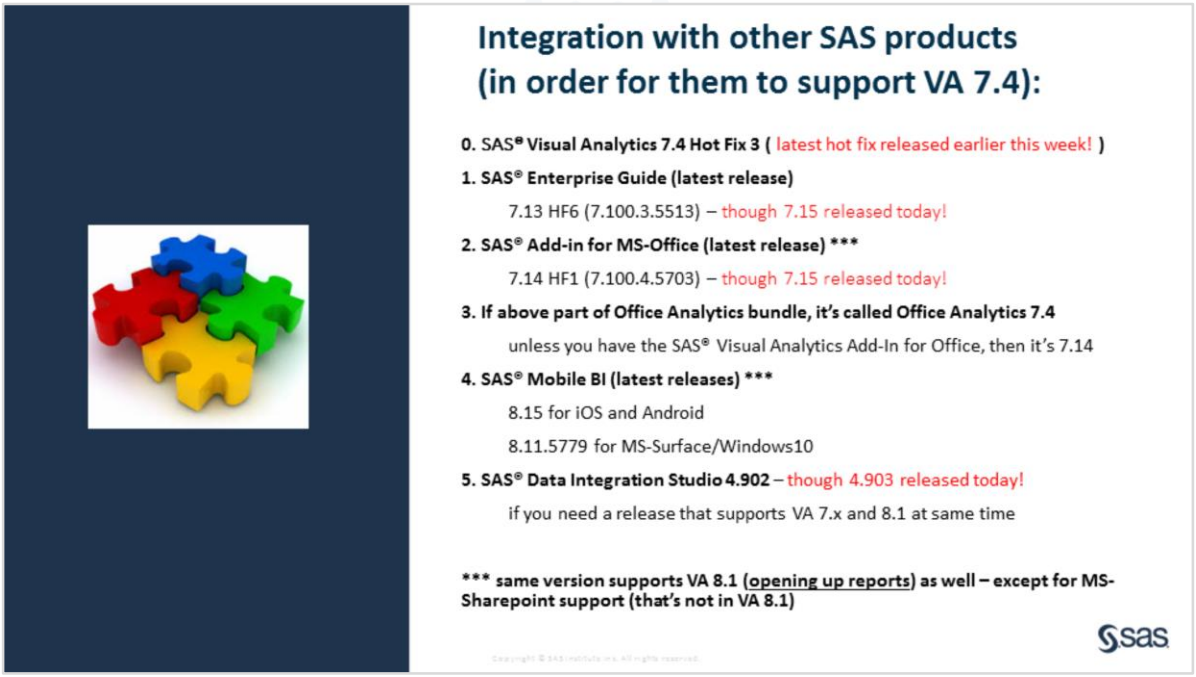

http://support.sas.com/software/index.html

This is as of Friday, September 22, 2017.

~~~~~~

Note about SAS Solutions that ship with VAAR … **SAS® Visual Analytics Administration and Reporting**
The next release of a particular SAS Solution, if it continues to run on top of SAS 9.4, it will get updated with the latest 7.x release of Visual Analytics.

If it runs on top of SAS Viya instead, it will then ship with and utilize the latest release of Visual Analytics 8.x instead.

Copyright © SAS Institute Inc. All rights reserved.
~~~~~~

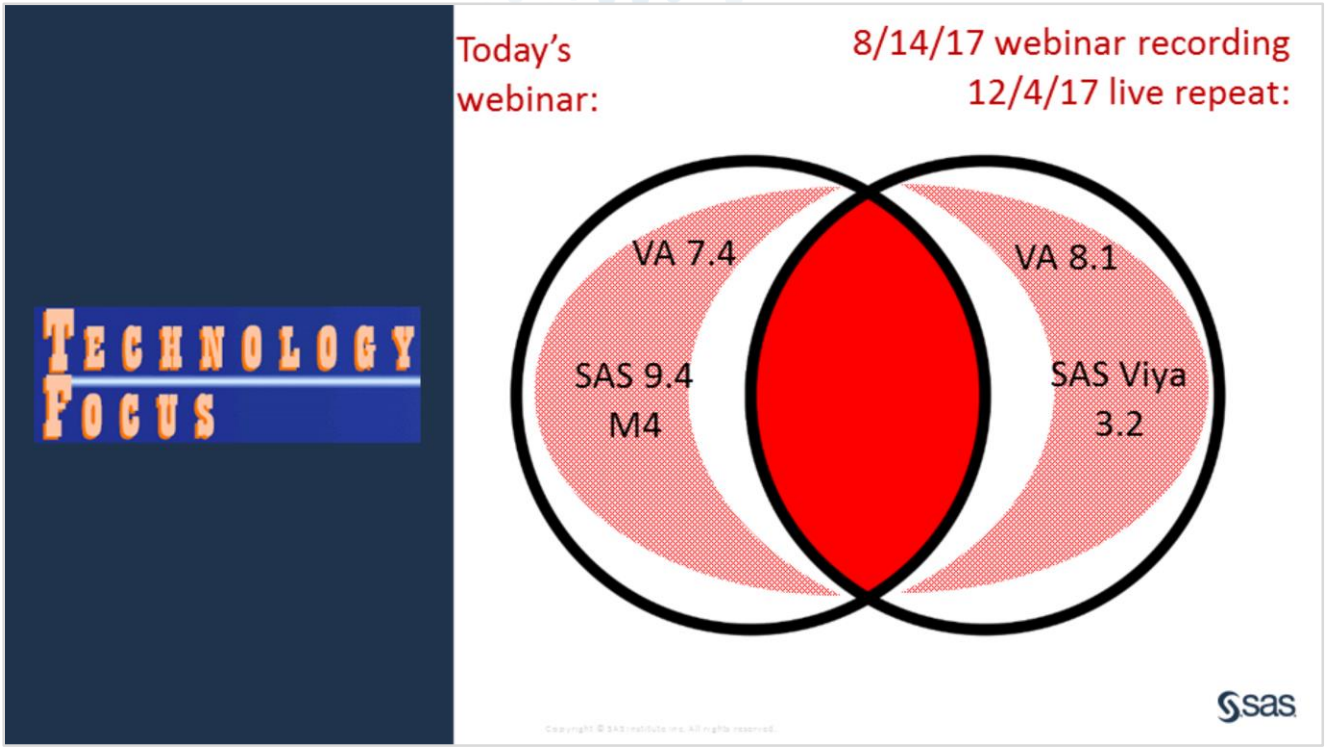

SAS Visual Analytics 7.4 has features that 7.3 does NOT have (including common features).

SAS Visual Analytics 7.4 has features that 8.1 does NOT have (including common features).

Even SAS Visual Analytics 7.3 has features that 8.1 does NOT have (including common features).

But yes, SAS Visual Analytics 8.1 has (lots of) features that neither 7.4 nor 7.3 have.

And 8.1's HTML-5 interface and Viya architecture is new and unique not found in 7.4 nor 7.3.

SAS Visual Analytics 8.1 and it's Viya underpinnings are covered in a later in the summer webinar.

Webinar on SAS Visual Analytics 8.1 (recorded and upcoming live repeat):

https://www.sas.com/en_us/webinars/sas-va-on-viya-getting-started/register.html

Copyright © SAS Institute Inc. All rights reserved.

New VA 7.4 features and Yes/No are they in 8.1?

HTML5 Viewer	
• Export data to Excel or .csv	Yes
• Export image of graph to a PNG image file	Yes
• Page navigation via tabs	Yes
• Option to 'expand all' on hierarchies in cross tables	No
• Select all and clear selection right mouse options for list prompt controls	No
• Sorting on Graphs	Yes
• Display the report filter context	Yes
DYNAMIC TEXT	NO
• Large single-value metric	
• Display the date that an in-memory table was last updated.	
• Display the value of a parameter.	
• Display the value of a category data item associated with a filter control	
CALCULATIONS	NO
• Option for count distinct that ignores missing values	
• Specify reset-to-zero offset of time-based cumulative calculations	
• Time period calculations that are not restricted to the applied filter view of data.	
PROMPTS & PARAMETERS	NO
• Cascading prompts (section/page level and report level)	
• Dynamic values for slider controls	
• Multi-value parameters	
• Parameters based on dates	
PRINT TO PDF	NO
• PDF Page breaks (list table only; not crosstab)	
• Include filter controls in PDF to show filter context	
OTHER	NO
• Location – custom shape files	
• Report & page linking – context from source sets prompt control selections in target instead of filtering choices	
• Migration, upgrade in place, & promotion from VA 6.2 or higher	

Copyright © SAS Institute Inc. All rights reserved.

What's New in SAS® Visual Analytics 7.4

HTML5 Viewer

- Export data to Excel or .csv
- Export image of graph to a PNG image file
- Page navigation via tabs
- Option to 'expand all' on hierarchies in cross tables
- Select all and clear selection right mouse options for list prompt controls
- Sorting on Graphs
- Display the report filter context

Orange = Not in VA 8.1, but planned for VA 8.2

Copyright © SAS Institute Inc. All rights reserved.

Copyright © SAS Institute Inc. All rights reserved.

What's New in SAS® Visual Analytics 7.4

Dynamic Text

- Large single-value metric
- Display the date that an in-memory table was last updated.
- Display the value of a parameter.
- Display the filter context.

Orange = Not in VA 8.1, but planned for VA 8.2

Copyright © SAS Institute Inc. All rights reserved.

Copyright © SAS Institute Inc. All rights reserved.

What's New in SAS® Visual Analytics 7.4

Calculations

- Option for count distinct that ignores missing values
- Specify reset-to-zero offset of time-based cumulative calculations (~custom fiscal years)
- Time period calculations that are not restricted to the applied filter view of data.

Orange = Not in VA 8.1, but planned for VA 8.2

Copyright © SAS Institute Inc. All rights reserved.

Copyright © SAS Institute Inc. All rights reserved.

What's New in SAS® Visual Analytics 7.4

Prompts & Parameters

- Cascading prompts (section/page level and report level)
- Dynamic values for slider controls
- Multi-value parameters
- Parameters based on dates

Orange = Not in VA 8.1, but planned for VA 8.2

Copyright © SAS Institute Inc. All rights reserved.

Copyright © SAS Institute Inc. All rights reserved.

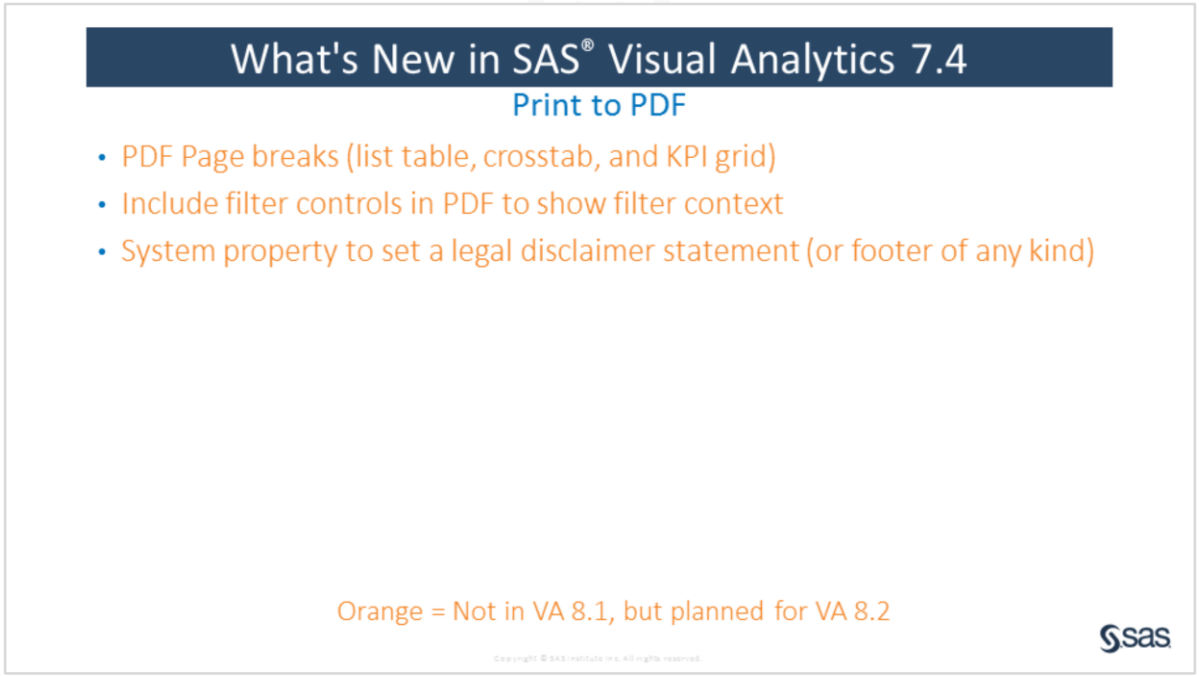

Note … for PDF page breaks and including filter controls, software decides based on paper size how this is rendered.

These are not actually user defined.

User controlled options for Print to PDF is still:

- **Paper size**
- **Orientation (Portrait or Landscape)**
- **Margins Top/Bottom**
- **Cover Page**
- **Show Page #s**
- **Expand Clipped Content**
- **Show empty rows and columns in tables**
- **Show Appendix**
- **Show Comments**
- **Select report item(s) to send to PDF**

Copyright © SAS Institute Inc. All rights reserved.

What's New in SAS® Visual Analytics 7.4

Migration

- Migrate in place or to new hardware
- Promote objects from VA 6.2 or higher (SAS 9.4)

- *Side Notes:*

- Migration, upgrade in place and promotion from VA 6.2 or higher to 7.4 = YES

- 7.1-7.3 -> 8.1 command line (partial) promotion of VA Report content = YES

- Ability to migrate or promote from 7.4 to 8.x

Orange = Not in VA 8.1, but planned for VA 8.2

Copyright © SAS Institute Inc. All rights reserved.

Copyright © SAS Institute Inc. All rights reserved.

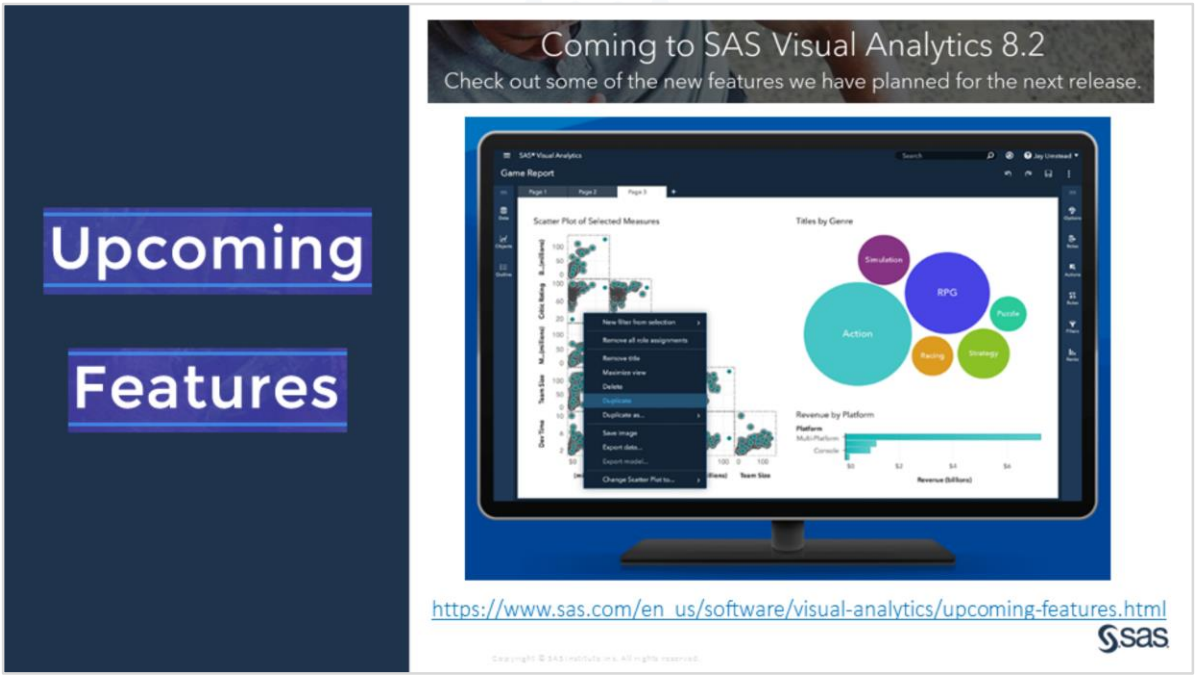

Coincides and runs on top of Viya 3.3.

This release due out Qtr. 4 2017 or by year's end. In the mean time:

https://www.sas.com/en_us/software/visual-analytics/upcoming-features.html

Copyright © SAS Institute Inc. All rights reserved.

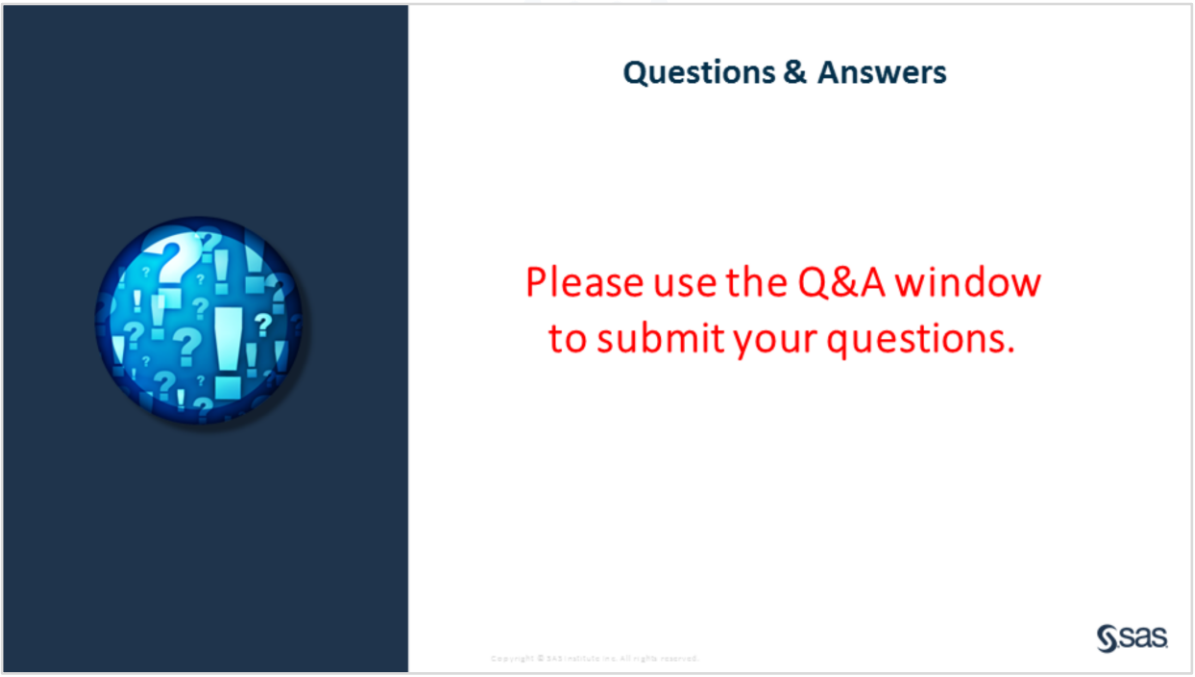

Copyright © SAS Institute Inc. All rights reserved.



Copyright © SAS Institute Inc. All rights reserved.

Learn SAS with SAS Education

SAS Education will support you in continual learning to grow your career.

- SAS Training Courses
  support.sas.com/training
- Get SAS Certified
  support.sas.com/certify
- SAS Books
  support.sas.com/books



Contact SAS Training Customer Service
(800) 727-0025 or training@sas.com

Copyright © SAS Institute Inc. All rights reserved.

Copyright © SAS Institute Inc. All rights reserved.

Ask the Expert

Feedback



Please fill out survey as you leave WebEx today.

Thank you for joining us today!

Copyright © SAS Institute Inc. All rights reserved.

Copyright © SAS Institute Inc. All rights reserved.

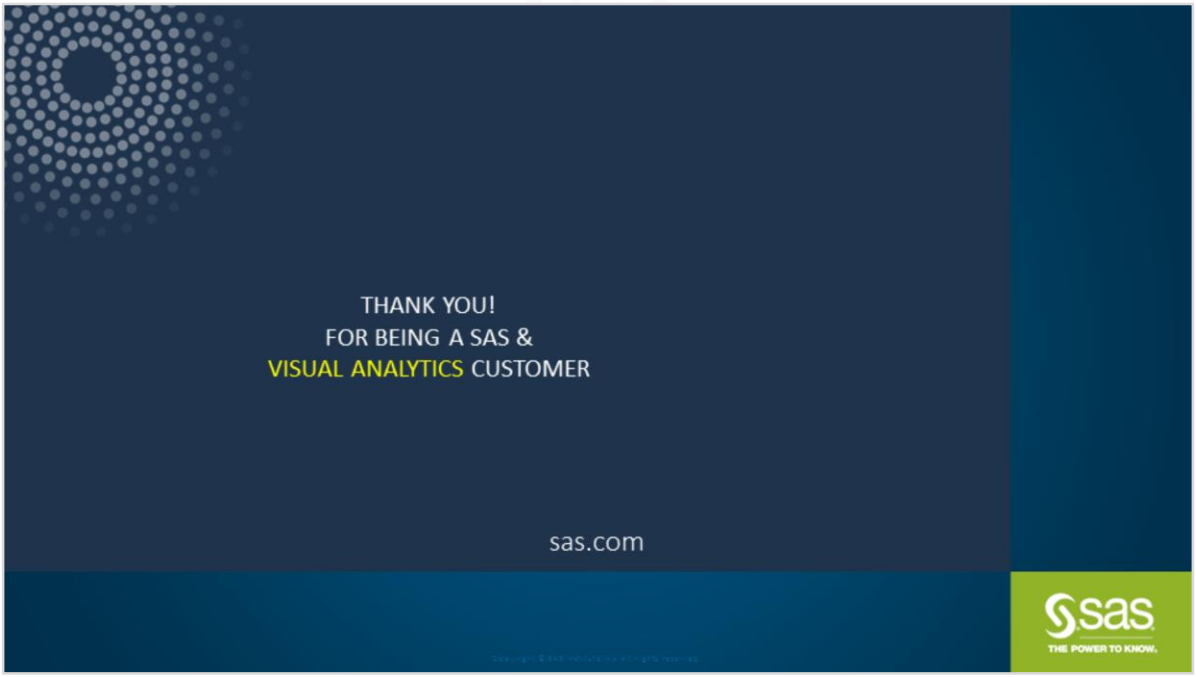

https://communities.sas.com/t5/SAS-Visual-Analytics/bd-p/sas_va

Copyright © SAS Institute Inc. All rights reserved.