# hp photosmart 7200 series

# setup guide
# installazione
# guía de instalación
# instalação

## Windows PC

**Be sure to insert the HP Photosmart CD before you connect the printer to your computer with the USB cable.**

**Verificare di aver inserito il CD HP Photosmart prima di collegare la stampante al computer con il cavo USB.**

**Asegúrese de que el CD de HP Photosmart está insertado antes de conectar la impresora al equipo con el cable USB.**

**Insira o CD HP Photosmart antes de conectar a impressora ao computador com o cabo USB.**



invent

## 1
unpack your printer
togliere la stampante dalla scatola
desembalar la impresora
desembale a impressora

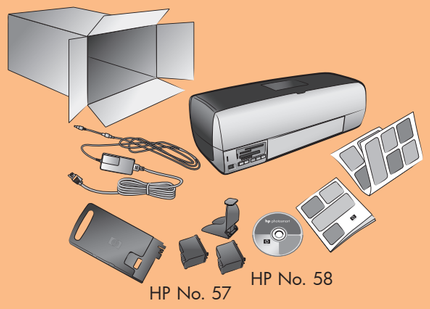


## 2
open your printer
aprire la stampante
abrir la impresora
abra a impressora

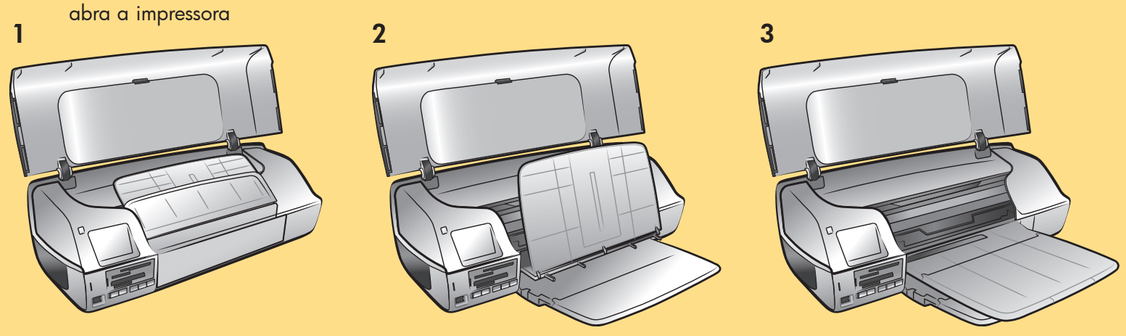


## 3
plug in the power cord
collegare il cavo di alimentazione
enchufar el cable de alimentación
conecte o cabo de alimentação

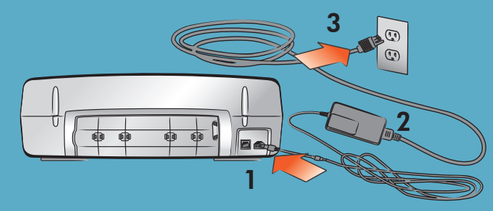


## 4
load plain paper in the in tray
caricare la carta nel vassoio di alimentazione
cargar papel normal en la bandeja de entrada
coloque papel comum na bandeja de entrada

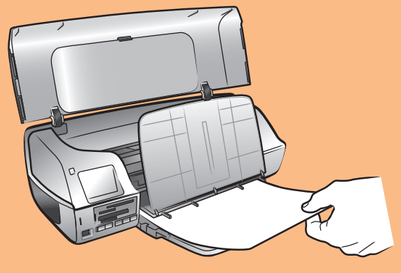

## 5
install the print cartridges
installare le cartucce di stampa
instalar los cartuchos de impresión
instale os cartuchos de impressão

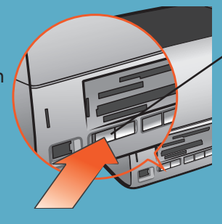

On button
Pulsante On
Botón Encendido
Botão Lig.

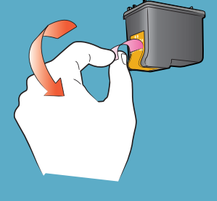

**Do not touch or remove the ink nozzles or the copper contacts!**

**Non toccare o togliere gli ugelli dell'inchiostro o i contatti di rame!**

**¡No toque o retire los inyectores de tinta ni los contactos de cobre!**

**Não toque nem retire os bocais de tinta e os contatos de cobre!**

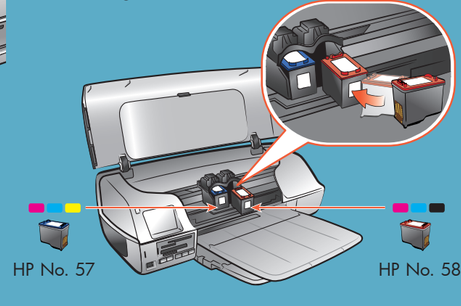


store optional print cartridge
conservazione di altre cartucce
almacenar el cartucho de impresión opcional
armazene os cartuchos opcionais






HP No. 56

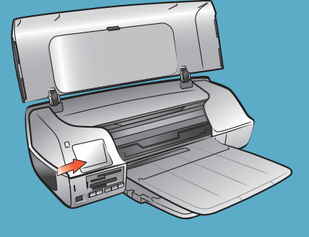

Q3005-90161

**6** install the hp photosmart printer software
installare il software della stampante hp photosmart
instalar el software de la impresora hp photosmart
instale o software da impressora hp photosmart

**Important: You must insert the HP Photosmart CD to install the printer software.**
**Do not connect the printer to your computer until prompted.**

**Importante: per installare il software della stampante, inserire il CD HP Photosmart.**
**Non collegare la stampante al computer fino a quando non viene richiesto.**

**Importante: para instalar el software de la impresora debe insertar el CD de HP Photosmart.**
**No conecte la impresora al equipo hasta que se le indique.**

**Importante: É preciso inserir o CD HP Photosmart para instalar o software da impressora.**
**Não conecte a impressora ao computador até receber o aviso.**

## Windows PC

**1**

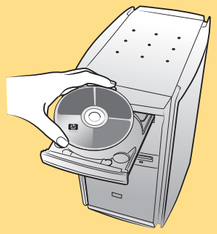

**2**

Wait for files to load.
Attendere il caricamento dei file.
Espere a que se carguen los archivos.
Espere os arquivos carregarem.

**3**

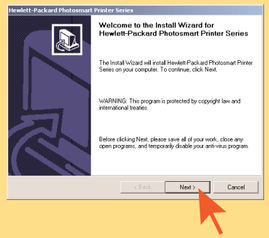


**4**

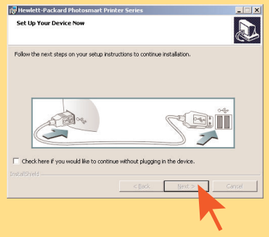


**5**

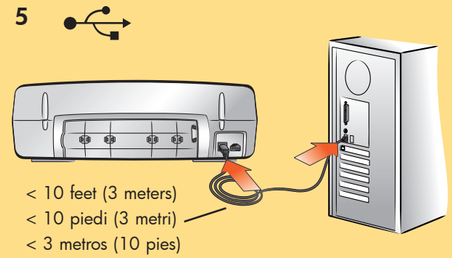

< 10 feet (3 meters)
< 10 piedi (3 metri)
< 3 metros (10 pies)
< 10 pés (3 metros)

## Macintosh

**1**

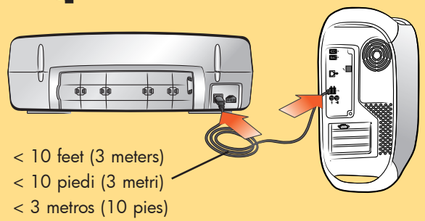

< 10 feet (3 meters)
< 10 piedi (3 metri)
< 3 metros (10 pies)
< 10 pés (3 metros)

**2**



**3**

Wait for files to load.
Attendere il caricamento dei file.
Espere a que se carguen los archivos.
Espere os arquivos carregarem.

**4**




**5**








need more help?
altre domande?
¿necesita más ayuda?
precisa de mais ajuda?



**www.hp.com/support**

Printed in Germany 04/03 v1.0.2 • Printed on recycled paper
© 2003 Hewlett-Packard Company
Windows is a registered trademark of Microsoft Corporation
Macintosh is a registered trademark of Apple Computer, Inc.

Stampato in Germania 04/03 v1.0.2 • Stampato su carta riciclata
© 2003 Hewlett-Packard Company
Windows è un marchio registrato di Microsoft Corporation
Macintosh è un marchio registrato di Apple Computer, Inc.

Impreso en Alemania 04/03 v1.0.2 • Impreso en papel reciclado
© 2003 Hewlett-Packard Company
Windows es una marca comercial registrada de Microsoft Corporation
Macintosh es una marca comercial registrada de Apple Computer, Inc.

Impresso na Alemanha 04/03 v1.0.2 • Impresso em papel reciclado
© 2003 Hewlett-Packard Company
Windows é marca comercial registrada da Microsoft Corporation
Macintosh é marca comercial registrada da Apple Computer, Inc.