How to migrate from Amazon Store to Magento

Migrating from Amazon Store to Magento is a simple process when conducted through LitExtension migration solution. LitExtension can help you migrate products, orders, customers and other data from Amazon Store to Magento automatically in a few simple clicks

1. Registration

Register an account or **Sign In** on LitExtension site. You also can login easily by your existing Google or Facebook account.

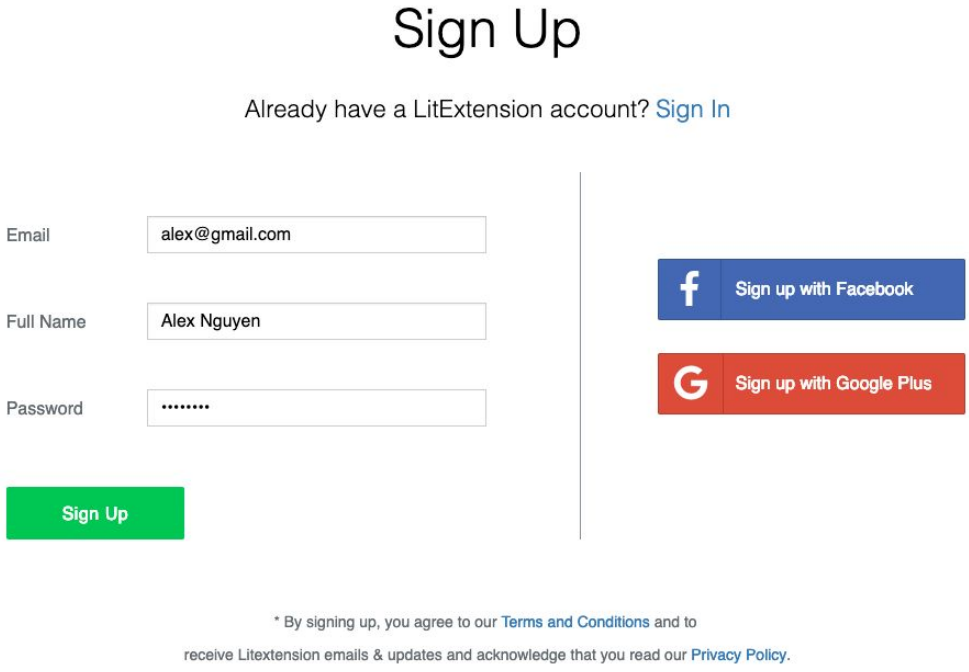

2. New Migration Creation

On the Migration Page, click **Create New Migration** at the top right button on the screen.

Select Source Cart Type and provide source store's URL into the blank bar. Then click LitExtension Connector to download the connector, extract the zip file and upload connector to Source Store's root folder. Right here, the Connector Installation will be automatically checked and informed on the screen without manual checking.

Select Target Cart Type and provide source store's URL into the blank bar. Then click LitExtension Connector to download the connector, extract the zip file and upload connector to Source Store's root folder. Right here, the Connector Installation will be automatically checked and informed on the screen without manual checking.

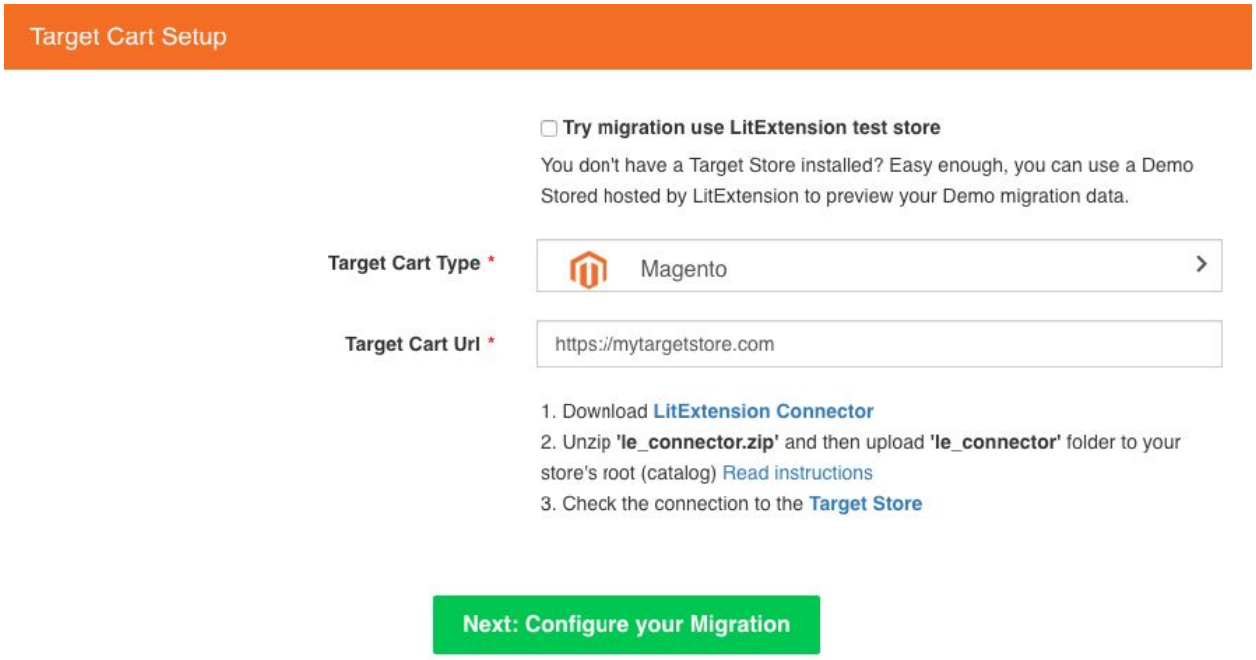

3. Entities Selection

Choose entities you want to migrate. You can select either all of them together or certain data, for example only Products, Customers and Orders. Litextension also provides Additional Options here to extend your migration possibilities. Languages, Order Status and Customer Group will be matched together to be displayed correspondingly in the new store.

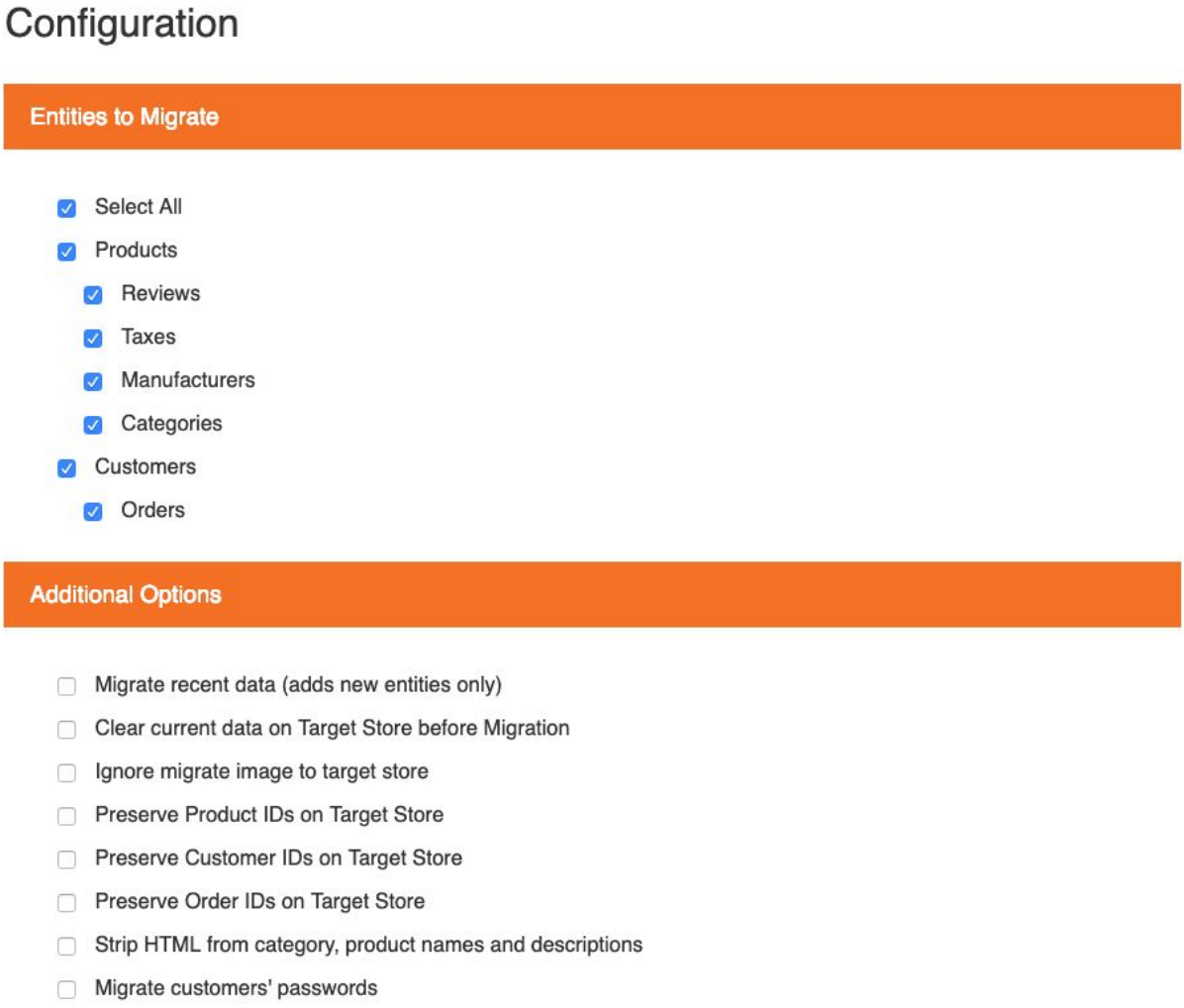

If you need demo migration first, please click Start Demo Migration button, If not please click: Skip Demo Migration to perform full migration.

4. Perform Migration

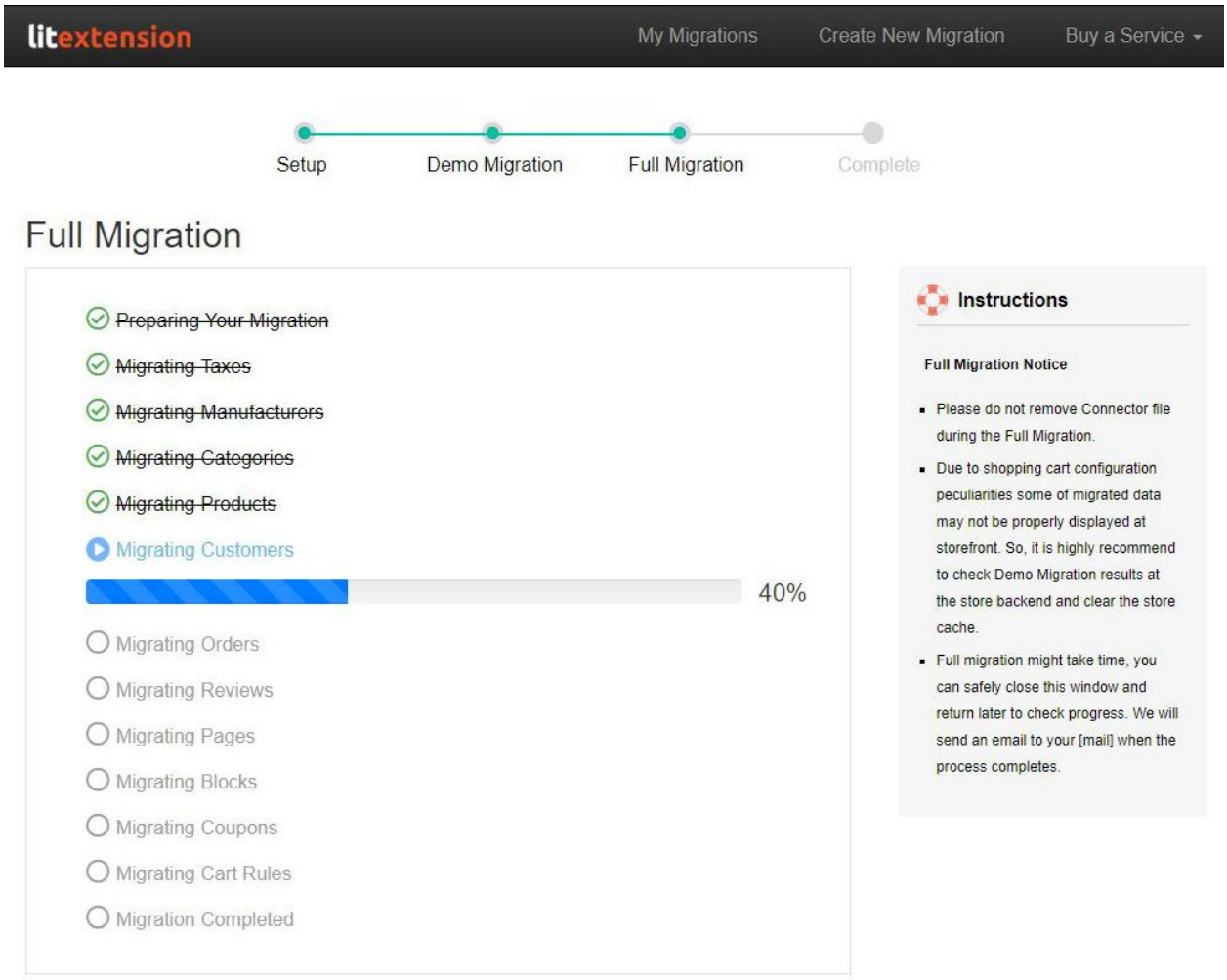

You can try demo first or run full migration immediately.

- **To Try Demo**: Start your demo migration with limited number of entities. You will see the same actions as the actual migration. However you can skip this step by clicking "Skip Demo Migration" button to immediately move forward to Full Migration.
- **To Perform Full Migration**: Please click to "Skip Demo Migration" button to perform full migration immediately. Please wait during data is migrating, an email will be sent you from LitExtension system after migration completed. Now, your data will be moved to new desired store as your expectation.

5. Don't Have Time To Migrate By Your Own?

In case, If you are busy and just want someone to completely take care of your store migration for you or Your store has some third party modules or some custom fields need to migrated. We would like to offer **the All-In-One Migration service**, this service provides high quality migration service with low cost. We will perform data migration and provide all the necessary customization for you. The main goal is to save time and minimize efforts of e-merchants.

If you have any more questions while using LitExtension service, please do not hesitate **Contact Us** for further assistance.