

使用手册

(在使用 EdgeLight[®] 产品之前请认真阅读用户使用手册)

上海边光实业有限公司

电话:+86-21-64412288

传真:+86-21-64412266

邮件: info@cnelight.com

上海边光实业有限公司出版

版权 2010 EdgeLight[®]

版权所有



使用手册

感谢您购买EdgeLight® 产品。请详读用户使用手册并学习如何正确操作及保护您的产品。附近，看完说明书后请将这些说明书放在安全且容易拿到的地方，方便往后参考用。

警告

本产品不具备防水性。为防止火灾或触电危险，请勿将任何装有液体的容器放置在本机器或将其置于滴水、飞溅、雨水或潮湿的环境中。

重要

 <p>等边三角形内带有箭头的闪电符号旨在引起用户警惕</p>	<div><div>警告</div><div>不要拆卸</div></div> <p>注意: 为避免触电危险，请勿拆卸背面板。如需维修请联系我们，或交由有资格的维修人员进行。</p>	 <p>等边三角形内的感叹号旨在提醒用户注意本机附带的资料中有关安装和使用的重要说明。</p>
---	---	---

给使用者的信息

在未经授权下任意改装或修理产品可能导致机器故障，并丧失产品保修的权利。

重要信息-请在下面记录本产品型号：

型号：

使用手册

安全守则

为了确保您个人的安全并发挥本机的最佳性能，务请阅读并遵守下列各安全注意事项：

环境——请勿在有許多灰尘、高温或高湿的地方使用本产品。务请在不会受到振动或冲击的地方使用本产品

电源——安装并准备使用产品时，关闭电源，必须确保使用与本产品相符合的使用电压

阅读使用手册——在使用本产品之前应阅读所有安全及使用说明书

保留使用手册——应保存好安全及使用手册，以便日后参考用

遵守使用手册——应遵守所有操作及使用说明

注意事项——应遵守使用所有警告

清洁——请勿使用气溶胶清洁剂。只能使形蘸湿的布或少量酒精来清洁外框

水及湿气——请勿靠近水的地方使用本产品

物体或液体侵入——本产品使用时除要求的灯片外请勿放入种类物体。接触到危险的电源部位可能会造成短路或触电。请勿将任何种类液体倒进本产品内

凝结水气——如果本产品从寒冷的环境搬到温暖的环境，水气将会在本产品一形成，导致性能降低 如果本产品搬到温暖的环境中的一个位置，需在重新接通电源之前将本产品在新环境下放置1-2小时

维修——请勿试图自行修理本产品。拆卸可能会使损坏产品。应请有资格的维修人员承担所有维修工作



AF47 系列

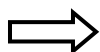


项目			外框尺寸	视窗尺寸	厚度	画布尺寸	包装尺寸	体积	毛重
			mm	mm	mm	mm	cm	m³	kg
AF47	LED	A4	297×210	291×204	180	318×231	50×5×30	0.01	1.1
		A3	420×297	414×291		441×318	58×9×46	0.02	2.3
		A2	594×420	588×414		615×441	73×9×57	0.04	4.5
		A1	841×594	835×588		862×615	100×9×77	0.07	9.2
		A0	1189×841	1183×835		1210×862	134×9×102	0.12	18
		B2	707×500	701×494		728×521	78×9×57	0.05	6.4
		B1	1000×707	994×701		1021×728	107×9×78	0.09	12.8
		B0	1414×1000	1408×994		1435×1021	162×9×121	0.18	25.5
使用寿命			50000h以上						

请参照以下安装方法：

更换画布

- 1、关闭电源
- 2、移出画布
- 3、插入画布



配件

使用说明书 x 1

电源(AC100-240V) x 1

不同国家电源可自选



CE



UL



SAA

注意事项

- 1、当灯箱运输和使用时，要小心灯箱被打破
- 2、为了避免划伤，请尽量用柔软且湿的纺织品擦拭外框
- 3、安装前请确认产品所需功率
- 4、安装时请确保产品安全，不符合的电压会损坏产品

备注: 为改良产品，规格与设计可能在未经通知之情况下有所变更







Operating Instructions

(Read this manual carefully before using EdgeLight[®] Product)

Shanghai Edge Light Industry Co.,LTD.

TEL:+86-21-64412288

FAX:+86-21-64412266

E-mail: info@cnelight.com

Published by EdgeLight[®] Corporation

Copyright 2010 EdgeLight[®] Corporation

All rights reserved.



Operating Instructions

Thank you for buying this EdgeLight[®] product. Please read through these operating instructions so you will know how to operate your unit properly. After you have finished reading the instructions, keep them in a safe place for future reference.

WARNING

This product is not waterproof. To prevent a fire or shock hazard, do not place any container filled with liquid near this equipment or expose it to dripping, splashing, rain or moisture.

IMPORTANT

	<div>CAUTION</div> <div>DO NOT OPEN</div>	
The lightning flash with arrowhead symbol, within an equilateral triangle, is intended to alert the user to the presence of uninsulated "dangerous voltage" within the product's enclosure that may be of sufficient magnitude to constitute a risk of electric shock to persons.	Caution: to prevent the risk of electric shock, do not remove cover (or back). no user-serviceable parts inside. refer servicing to qualified service personnel.	The exclamation point within an equilateral triangle is intended to alert the user to the presence of important operating and maintenance (servicing) instructions in the literature accompanying the appliance.

Information to User

Alteration or modifications carried out without appropriate authorization may invalidate the user's right to operate the equipment.

Operating Instructions

SAFETY INSTRUCTIONS

To ensure your personal safety and to maximize the full operating potential of this product, read and follow these safety precautions:

ENVIRONMENT-DO NOT use the unit at places with high levels of dust, high temperature, or high humidity. Please use the unit in a place where it is not subjected to vibrations or shocks.

POWER- Please use correct power as required for this product.

READ INSTRUCTIONS-Read all safety and operating instructions before this product is operated.

RETAIN INSTRUCTIONS-Retain the safety and operating instructions for future reference.

FOLLOW INSTRUCTIONS-Follow all operating and use instructions.

HEED WARNINGS-All warnings must be adhered to.

CLEANING-DO NOT use aerosol cleaners. Use only a little alcohol or a damp cloth to clean the exterior housing.

WATER AND MOISTURE-DO NOT use this product near water.

POWER SOURCES- Operate this product from the type of power source indicated on the marking label. If you are not sure of the type of power available, consult Authorized EdgeLight[®] Dealer.

OVERLOADING-DO NOT overload wall outlets and extension cords. Doing so can result in fire or electric shock.

OBJECT AND LIQUID ENTRY-Never push objects of any kind into this product. Touching dangerous voltage points may cause a short resulting in fire or electric shock. Do not spill liquid of any kind on this product.

CONDENSATION-Moisture will form in the operating section of the product causing performance to be impaired if it is brought from cool surroundings into a warmer environment. If you are moving the unit to a location with a warmer temperature, let the product stand for 1 to 2 hours in the new location before turning it back on.

Operating Instructions

SPECIFICATIONS



AF47 Type

Item			Frame size	Viewing size	Thickness	Film size	Packing size	Volume	Gross weight
			mm	mm	mm	mm	cm	m3	kg
AF47	LED	A4	297×210	291×204	180	318×231	50×5×30	0.01	1.1
		A3	420×297	414×291		441×318	58×9×46	0.02	2.3
		A2	594×420	588×414		615×441	73×9×57	0.04	4.5
		A1	841×594	835×588		862×615	100×9×77	0.07	9.2
		A0	1189×841	1183×835		1210×862	134×9×102	0.12	18
		B2	707×500	701×494		728×521	78×9×57	0.05	6.4
		B1	1000×707	994×701		1021×728	107×9×78	0.09	12.8
		B0	1414×1000	1408×994		1435×1021	162×9×121	0.18	25.5
Life span			Above 50000h						

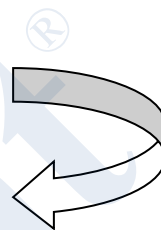
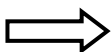
INSTALLATION

Graphic Replacement

1. Turn off power
2. out of the canvas
3. insert the canvas

Operating Instructions

Please see as follows:



ACCESSORIES

Operating instruction

x 1

Power supply (AC100-240V)

x 1

(Various plugs are available for your needs, such as CE, UL, SAA, etc.)



CE



UL



SAA

NOTICE

* Pay more attention that Slim Light Box not to be crashed. While transporting or working, keep sharp edge or instrument away from Slim Light Box . Use soft & wet textile to clean front board to avoid being scratched. Make sure to use right voltage.

*Specifications and design subject to possible modifications without notice,due to improvements.

PLS download the more detailed user manual from the following website:

<http://www.cnedgelight.com/image/AF2 Series.pdf>

