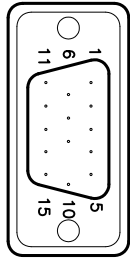


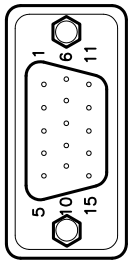
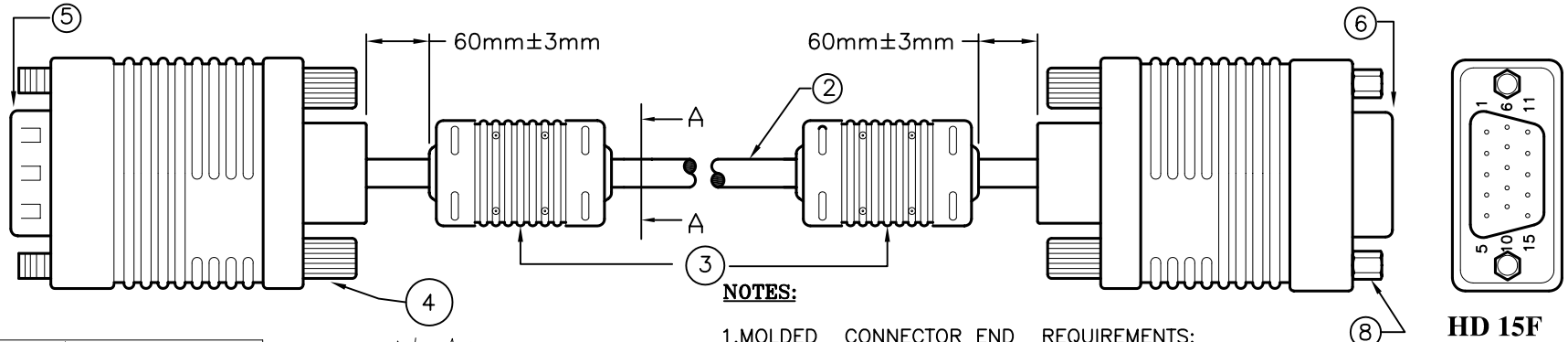
REVISIONS

DOC. NO. SPC-F005 * Effective: 7/8/02 * DCP No: 1398

DCP #	REV	DESCRIPTION	DRAWN	DATE	CHECKD	DATE	APPRVD	DATE
1906	A	RELEASED	EO	04/17/06	TL	05/25/06	HO	05/25/06

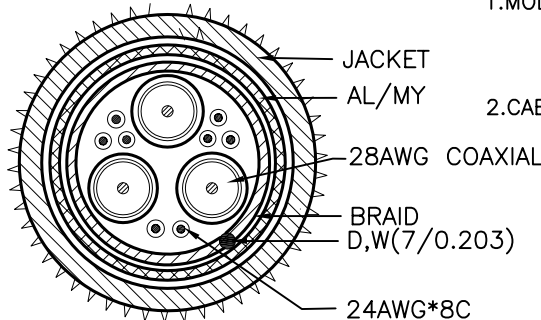


HD 15M



HD 15F

SPC TYPE No.	LENGTH (ft)	LENGTH (mm)
SPC20046	100	30480±101.6
SPC20051	75	22860±101.6
SPC20049	50	15240±76.2
SPC20048	25	7620±76.2
SPC20047	15	4572±50.8
SPC20045	10	3048±50.8
SPC20050	6	1829±25.4



SECTION A-A

NOTES:

- MOLDED CONNECTOR END REQUIREMENTS:
 - A) INNER MOLD USING PE
 - B) COPPER FOIL WRAP AND 360° SOLDER TO CONNECTOR
 - C) PVC - 45P BLACK
- CABLE:
 - {[28AWG(7/0.127)*1C+SPIRAL(38/0.12)]*3C +24AWG(7/0.203)*8C+AL/MY+D.W(7/0.203) +85%BD(24/8/0.12)}TIN
 - COAXIAL INSULATION: FO-PE, OD=ø1.6±0.1MM, NATURE
 - COAXIAL JACKET: 105°C PVC, OD=ø2.50±0.1MM
 - COLOR: RED, GREEN, BLUE
 - INSULATION: SR-PVC.OD=ø1.15±0.05MM
 - COLOR: BLACK, BROWN, WHITE, YELLOW, RED, ORANGE, GREEN, GRAY
 - JACKET: 80°C PVC, OD=ø9.00±0.20MM(SAWTOOTH)
 - COLOR : UCA BLACK
 - MARKER: 2919 AWM 80°C 30V VW-1 LOW VOLTAGE COMPUTER CABLE
- FERRITE CORE: 28.5*17.5*10mm
- THUMBSCREW: MALE 4*40mm NICKEL-PLATING
- CONNECTOR: HD15P MALE SHELL: NICKEL-PLATING, INSULATOR
COLOR: BLACK, PINS: GOLD PLATED
- CONNECTOR: HD15P FEMALE SHELL: NICKEL-PLATING, INSULATOR
COLOR: BLACK, PINS: GOLD PLATED
- CABLE: UL 2919 SAWTOOTH 3+8C
- (SCREW)NUT: 4.75*6mm NICKEL-PLATING

PIN OUTS

HD 15M	HD 15F	COLOR	HD 15M	HD 15F	COLOR
1	1	RED COAXIAL	10	10	RED
2	2	GREEN COAXIAL	11	11	ORANGE
3	3	BLUE COAXIAL	12	12	YELLOW
4	4	BLACK	13	13	GREEN
5	5	BROWN	14	14	WHITE
6	6	RED GROUND	15	15	GRAY
7	7	GRAY GROUND	Shell	Shell	
8	8	BLUE GROUND			

DISCLAIMER:
ALL STATEMENTS AND TECHNICAL INFORMATION CONTAINED HEREIN ARE BASED UPON INFORMATION AND/OR TESTS WE BELIEVE TO BE ACCURATE AND RELIABLE. SINCE CONDITIONS OF USE ARE BEYOND OUR CONTROL, THE USER SHALL DETERMINE THE SUITABILITY OF THE PRODUCT FOR THE INTENDED USE AND ASSUME ALL RISK AND LIABILITY WHATSOEVER IN CONNECTION THEREWITH.

TOLERANCES:
UNLESS OTHERWISE SPECIFIED, DIMENSIONS ARE FOR REFERENCE PURPOSES ONLY.

DRAWN BY:	DATE:
EKLAS ODISH	04/17/06
CHECKED BY:	DATE:
THOMAS LEE	05/25/06
APPROVED BY:	DATE:
HISHAM ODISH	05/25/06

DRAWING TITLE: SVGA Extension Monitor Cable, HD15M/F			
SIZE	DWG. NO.	ELECTRONIC FILE	REV
A	TA-738	TA-738.DWG	A
SCALE: NTS	U.O.M.: mm	SHEET: 1 OF 1	