



HP8101
HP8100

Congratulations on your purchase, and welcome to Philips! To fully benefit from the support that Philips offers, register your product at www.philips.com/welcome.

1 Important

Read this user manual carefully before you use the appliance and keep it for future reference.

- **WARNING:** Do not use this appliance near water:
- When the appliance is used in a bathroom, unplug it after use since the proximity of water presents a risk, even when the appliance is switched off.
- **WARNING:** Do not use this appliance near bathtubs, showers, basins or other vessels containing water.
- Do not insert metal objects into the air grilles to avoid electric shock.
- Never block the air grilles.
- Before you connect the appliance, ensure that the voltage indicated on the appliance corresponds to the local power voltage.
- Do not use the appliance for any other purpose than described in this manual.
- Do not use the appliance on artificial hair.
- When the appliance is connected to the power, never leave it unattended.
- Always unplug the appliance after use.
- Never use any accessories or parts from other manufacturers or that Philips does not specifically recommend. If you use such accessories or parts, your guarantee becomes invalid.
- Do not wind the mains cord round the appliance.
- If the mains cord is damaged, you must have it replaced by Philips, a service centre authorised by Philips or similarly qualified persons in order to avoid a hazard.
- This appliance is not intended for use by persons (including children) with reduced physical, sensory or mental capabilities, or lack of experience and knowledge, unless they have been given supervision or instruction concerning use of the appliance by a person responsible for their safety.
- Children should be supervised to ensure that they do not play with the appliance.
- For additional protection, we advise you to install a residual current device (RCD) in the electrical circuit that supplies the bathroom. This RCD must have a rated residual operating current not higher than 30mA. Ask your installer for advice.
- If the appliance overheats, it switches off automatically. Unplug the appliance and let it cool down for a few minutes. Before you switch the appliance on again, check the grilles to make sure they are not blocked by fluff, hair, etc.



Electromagnetic fields (EMF)

This appliance complies with all standards regarding electromagnetic fields (EMF). If handled properly and according to the instructions in this user manual, the appliance is safe to use based on scientific evidence available today.

Environment

Do not throw away the appliance with the normal household waste at the end of its life, but hand it in at an official collection point for recycling. By doing this, you help to preserve the environment.



2 Dry your hair

- 1 Connect the plug to a power supply socket.
 - For precise drying, attach the concentrator (2) onto the hairdryer (3).
 - To disconnect the concentrator, pull it off the hairdryer.

After use:

- 1 Switch off the appliance and unplug it.
- 2 Place it on a heat-resistant surface until it cools down.
- 3 Clean the appliance by damp cloth.
- 4 Keep it in a safe and dry place, free of dust. You can also hang it with the hanging loop (4).

3 Guarantee and service

If you need information or if you have a problem, please visit the Philips website at www.philips.com or contact the Philips Customer Care Centre in your country (you find its phone number in the worldwide guarantee leaflet). If there is no Consumer Care Centre in your country, go to your local Philips dealer.

4 Troubleshooting

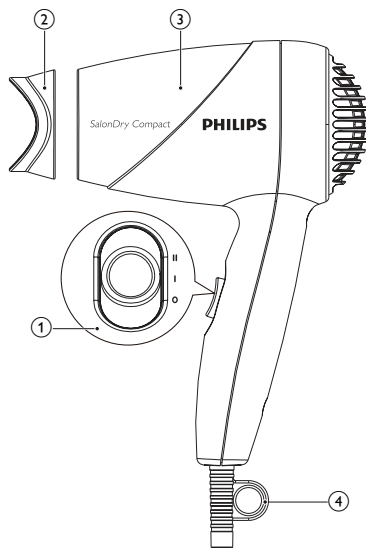
Problem	Cause	Solution
The appliance does not work at all.	The power socket to which the appliance has been connected may not live.	Ensure the socket is live.
	The appliance may have overheated and switched itself off.	Unplug the appliance and let it cool down for a few minutes. Before you switch on the appliance again, check the grilles to make sure they are not blocked by fluff, hair, etc.
	The appliance may not be suitable for the voltage to which it has been connected.	Ensure that the voltage indicated on the type plate of the appliance corresponds to the local mains voltage.

[illegible]

EN User manual

ZH-CN 用户手册

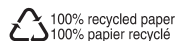
PHILIPS



© Royal Philips Electronics N.V. 2010
All rights reserved.

Specifications are subject to change without notice.
Trademarks are the property of Koninklijke Philips
Electronics N.V. or their respective owners.

3140 035 21182



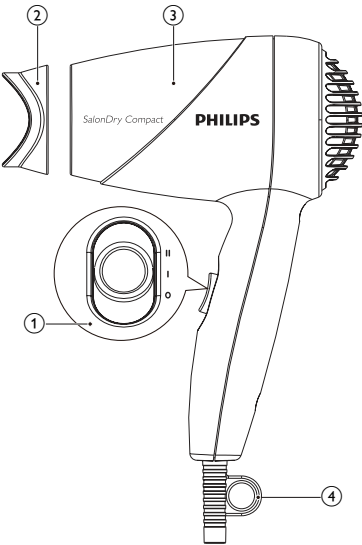
简体中文

感谢您的惠顾，欢迎光临 Philips！为了您能充分享受 Philips 提供的支持，请在 www.philips.com/welcome 注册您的产品。

1 重要信息

使用产品之前，请仔细阅读本产品手册，并妥善保管以供日后参考。

- 警告：切勿靠近水使用本产品。
- 如果在浴室中使用本产品，用完后请拔下电源插头，因为靠近水使用会有危险，即使已关闭产品电源。
- 警告符号注释：禁止在洗澡或淋浴时使用。
- 警告：不要在盛水的浴缸、淋浴、洗脸盆或其他器皿附近使用本器具。
- 切勿将金属物体插入风口，以免触电。
- 切勿阻塞电吹风风口。
- 连接产品之前，请确保产品上标示的电压与当地电源电压相符。
- 请勿将本产品用于本手册中说明以外的任何其它用途。
- 请勿对假发使用本产品。
- 当产品连接了电源时，切勿让其无人看管。
- 使用后务必拔下产品的插头。
- 切勿使用由其它制造商生产的，或未经飞利浦特别推荐的任何附件或部件。如果使用此类附件或部件，您的保修将失效。
- 切勿将电源线缠绕在产品上。
- 如果电源软线损坏，为避免危险，必须由制造厂或其维修部或类似的专职人员来更换。



- 本产品不打算由肢体不健全、感觉或精神上有障碍或缺乏相关经验和知识的人（包括儿童）使用，除非有负责他们安全的人对他们使用本产品进行监督或指导。
- 应照看好儿童，确保他们不玩耍该产品。
- 为提供进一步的保护，建议您在浴室的供电电路中安装漏电断路器 (RCD)。此 RCD 的额定漏电动作电流不得高于 30 毫安。有关建议，请咨询安装人员。
- 如果产品过热，它将自动关闭电源。拔掉产品插头，让其冷却几分钟。再次启动产品之前，请检查出风口，确保其未被绒毛、头发等杂物堵塞。

电磁场 (EMF)

本产品符合与电磁场 (EMF) 相关的所有标准。目前的科学依据证明，如果正确使用并根据本产品手册中的说明进行操作，则产品是安全的。

环境

弃置产品时，请不要将其与一般生活垃圾堆放在一起，应将其交给政府指定的回收中心。这样做有利于环保。



2 吹干头发

- 将插头连接至电源插座。
 - 要更精确地吹干头发，请将集风嘴 (②) 安装到电吹风 (③) 上。
 - 要卸下集风嘴，将其从电吹风中拉出即可。
- 将温度开关 (①) 滑至 **II** 可获得强劲热风，用于快速吹干；滑至 **I** 可获得温和的暖风，用于吹干短发或定型。

使用后：

- 关闭产品并拔下电源插头。
- 将产品置于隔热表面上，直至其冷却。
- 用湿布清洁本产品。
- 将产品存放在安全、干燥、清洁的位置。您也可以使用挂环 (④) 将产品挂起存放。

3 保修和服务

如果您需要了解信息或有任何疑问，请访问飞利浦网站 www.philips.com。您也可以与您所在地的飞利浦客户服务中心联系（可从保修卡中找到其电话号码）。如果您所在的国家/地区没有飞利浦客户服务中心，请向当地的飞利浦经销商求助。

4 故障种类和处理方法

问题	原因	解决方法
产品完全无法工作。	产品所连接的电源插座可能没有通电。	确保插座通电。
	产品可能过热，因此自动断电。	拔掉产品插头，让其冷却几分钟。再次打开产品电源之前，请检查出风口，确保没有被绒毛、头发等杂物堵塞。
	产品连接的电源电压可能与产品电压不符。	确保产品型号铭牌上标示的电压与当地电源电压相符。

PHILIPS

产品 : 飞利浦电吹风
型号 : HP8100
额定电压 : 220V~
额定频率 : 50Hz
额定输入功率: 1000W
生产日期 : 请见产品手柄
产地 : 中国



珠海经济特区飞利浦家庭电器有限公司
中国珠海市三灶镇琴石工业区
邮政编码: 519040

全国顾客服务热线: 4008 800 008

本产品根据国际GB4706.1-2005, GB4706.15-2008, GB4343.1-2009及GB17625.1-2003制造

PHILIPS

产品 : 飞利浦电吹风
型号 : HP8101
额定电压 : 220V~
额定频率 : 50Hz
额定输入功率: 1100W
生产日期 : 请见产品手柄
产地 : 中国



珠海经济特区飞利浦家庭电器有限公司
中国珠海市三灶镇琴石工业区
邮政编码: 519040

全国顾客服务热线: 4008 800 008

本产品根据国际GB4706.1-2005, GB4706.15-2008, GB4343.1-2009及GB17625.1-2003制造