


# .025" Round Conductor Flat Cable

30 AWG Solid, TPE

3749 Series



- Close spacing permits higher signal density
- TPE insulation provides excellent transmission properties
- 30 AWG solid conductors on .025 inch spacing allows for mass termination
- Zippable for branching or discrete termination
- Meets SCSI-3 Fast-20 characteristic impedance requirements

Date Modified: February 19, 1999

TS-0068-14  
Sheet 1 of 2

25

## Physical

### Insulation

Material: Thermoplastic Elastomer (TPE)  
Color: Gray

### Marking

Standard: None

Canadian Option: AWM 20297 105C 150V VW1 3M NU AWM IA 105C 150V FT1  
EU <50V

**Conductors:** 30 AWG [ 0.254 ] Tinned Solid Copper

## Electrical

**Voltage Rating:** USA: 150 V      Canada: 150V      EU: <50V

**Insulation Resistance:**  $> 1 \times 10^{10} \Omega/10 \text{ ft. [ 3m ]}$

**Characteristic Impedance** Unbalanced: 90  $\Omega$

**Capacitance** Unbalanced: 16.5 pF/ft. [ 54.1 pF/m ]

**Inductance** Unbalanced: .13  $\mu\text{H/ft. [ 0.43 } \mu\text{H/m ]}$

**Propagation Delay** Unbalanced: 1.48 ns/ft. [ 4.86 ns/m ]

**Velocity of Propagation** Unbalanced: 69%

Note: Unbalanced is measured between ground-signal-ground conductors.

## Environmental

**Temperature Rating:** -40°C to +105°C

**Flammability Rating:** USA: VW-1      Canada: FT1

UL File No.: E42769, Style No.: 20297

### 3M Interconnect Solutions Division

6801 River Place Blvd.  
Austin, TX 78726-9000

For technical, sales or ordering information call  
**800-225-5373**

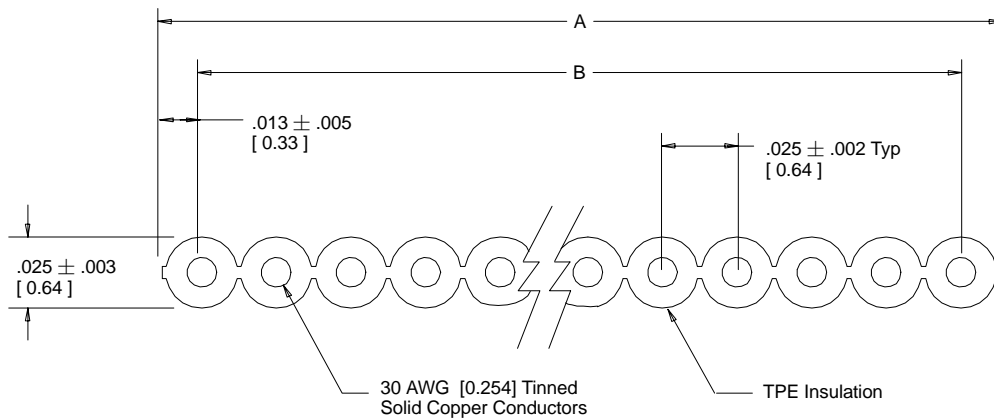
# .025" Round Conductor Flat Cable

## 30 AWG Solid, TPE

3749 Series



Number of Conductors	3M Part Number	Dimension A	Dimension B
20	<b>3749/20</b>	0.500 ± .006 [ 12.70 ]	0.475 ± .004 [ 12.07 ]
26	<b>3749/26</b>	0.650 ± .006 [ 16.51 ]	0.625 ± .004 [ 15.88 ]
34	<b>3749/34</b>	0.850 ± .009 [ 21.59 ]	0.825 ± .006 [ 20.96 ]
36	<b>3749/36</b>	0.900 ± .009 [ 22.86 ]	0.875 ± .006 [ 22.23 ]
40	<b>3749/40</b>	1.000 ± .009 [ 25.40 ]	0.975 ± .006 [ 24.77 ]
50	<b>3749/50</b>	1.250 ± .009 [ 31.75 ]	1.225 ± .006 [ 31.12 ]
60	<b>3749/60</b>	1.500 ± .012 [ 38.10 ]	1.475 ± .009 [ 37.47 ]
68	<b>3749/68</b>	1.700 ± .012 [ 43.18 ]	1.675 ± .009 [ 42.55 ]
80	<b>3749/80</b>	2.000 ± .015 [ 50.80 ]	1.975 ± .011 [ 50.17 ]
100	<b>3749/100</b>	2.500 ± .015 [ 63.50 ]	2.475 ± .012 [ 62.87 ]



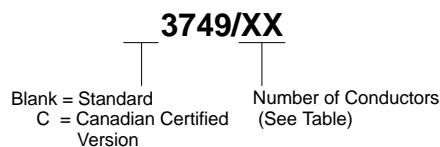
Inch [mm]			
Tolerance Unless Noted			
	.0	.00	.000
Inch	± .1	± .01	± .005

Note:

1. Blue marking on one edge of cable designates wire #1.

[ ] Dimensions for Reference only

## Ordering Information



Note:

2. Available in standard lengths of 100 feet or 300 feet per roll, please specify when ordering.

TS-0068-14  
Sheet 2 of 2

## 3M Interconnect Solutions Division

6801 River Place Blvd.  
Austin, TX 78726-9000

For technical, sales or ordering information call  
**800-225-5373**