上海东元德高电机有限公司(中国区销售总部)
地址：上海市长宁区中山西路1279弄6号321室
电话：021-51168255　传真：021-32098761
Web：http://www.tecochina.net

销售点：

南昌　电话：0791-88195999 传真：0791-88167730
东莞　电话：0769-85243625 传真：0769-85243695
厦门　电话：0592-5703299　传真：0592-5703311
天津　电话：022-23859622　传真：022-23859623
武汉　电话：027-85699708　传真：027-85699808
四川　电话：028-61304688　传真：028-61304699
北京　电话：010-56378611　传真：010-56378611

型录DY-2013-04-02

TECO

CE ISO9001:2000

三相异步电动机

SERIES THREE PHASE INDUCTION MOTORS

东元V系列标准电机

Teco V Series Standard Motor

IEC 60034-30 2008/IE2
GB18613-2012/GB3

东元V系列高效率电机

Teco V Series High Efficiency Motor

IEC 60034-30 2008/IE3
GB18613-2012/GB2



http://www.tecochina.net

TECO

东 元 集 团

www.tecochina.net

contents

TECO, a famous globalize enterprise group, share the third in global industrial motor of the world; and it has successfully diversified into a highly competitive development conglomerate with worldwide business operations including heavy electrical, home appliance, electronics, IT system, telecommunications equipment, financial investment from the motor giant enterprises. TECO Group currently has nearly hundred oversea affiliates and subsidiaries, and the total global employee amount is over tens of thousands. It has a wide range technology cooperation with many world famous enterprises, such as GE, Japan Yaskawa, the U.S. Westinghouse, Siemens of Germany, Japan, Hitachi, Mitsubishi and so on, its business territory has been extended to Asia, America, Europe, Australia, and became known as a well-known World Group, TECO had become an international brand.

In order to integrate management and provide services for the motor sales of TECO in China, especially set up Shanghai TECO Electric & Machinery Co., Ltd in August of 2012. And Shanghai TECO integrated four manufactories base that located in Suzhou, Wuxi, Jangxi, Fujian co-ordinate marketing services for the customers in China. Shanghai TECO Electric & Machinery Co., Ltd is one of the subsidiaries of Taiwan TECO Electric and Machinery, is also the sales headquarters in mainland China and specializing in marketing various motors. Now the sales range of introduction motors had across the country, the strength of motor development range is available in low, medium and high voltage (up to 13,800 volts) premium efficiency and high performance motors, range from 1/4HP to 60,000 HP. At the same time as the only sales window of the TECO Group in mainland, Shanghai TECO sales all the motors such as asynchronous, synchronous, DC motors which produced by Taiwan TECO, TECO Westinghouse and other overseas factories.

Shanghai TECO Electric & Machinery Co., Ltd provides customers with world-class products and satisfactory services based on its advanced technology and good management.

For any technical questions, specific applications certified dimensions and performance data, etc., please contact our TECO representatives.

Shanghai Teco Electric & Machinery Co., Ltd.
Add : Room 321, Building NO.6, Lane 1279 Zhongshan W.Rd,Shanghai, Post 200051,PRC
TEL: 021-51168255 FAX: 021-32098761
Web : http://www.tecochina.net

东元集团简介

东元集团目前全球工业马达占有率名列前茅，位于世界第三；并从电机巨人企业发展为横跨重电、家电、电子、资讯、通讯、金融投资等六个产业群的具有高度竞争力的多元化经营的企业集团。东元集团目前计约近百家海外关系企业，分布在全球的东元员工达万人以上，并广泛与世界着名企业美国 GE、日本安川、美国西屋、德国西门子、日本日立、三菱等进行机电技术合作，其事业版图已扩展至亚洲、美洲、欧洲、澳洲，成为知名的世界集团，TECO 已成为国际品牌。

为统筹管理服务东元电机于中国区马达的销售，特于 2012 年 8 月成立上海东元德高电机有限公司，整合东元在苏州、无锡、江西、福建四大电机生产基地，统筹营销服务中国用户。上海东元是台湾东元电机集团的子公司之一，亦是东元在中国大陆的销售总部，专业从事电机的销售工作，目前异步电动机的销售范围已辐射全国各地，拥有从 1/4HP 到 60,000HP 低中高压马达与 13,800V 超高电压完整范围的马达研制实力。同时作为东元集团在大陆的唯一销售视窗，提供台湾东元，美国东元西屋等海外工厂生产的异步，同步，直流等各种电动机。上海东元德高电机有限公司以先进的技术，良好的管理向客户提供国际一流的产品和满意的服务。

如您有任何技术问题或需要正式的马达外形尺寸图、规范表、特性等资料，请就近洽询我们当地的业务代表。

上海东元德高电机有限公司(中国区销售总部)
上海东元德高电机有限公司
地址：上海市长宁区中山西路 1279 弄 6 号 321 室
电话：021-51168255 传真：021-32098761
Web：http://www.tecochina.net

所列产品内容仅供您参考，如有变更将不另行通知。
All date presented is for reference only and subject to change without notice.

东元历史

稳健、创新、突破

1956 年　东元电机股份有限公司成立于三重市。
1965 年　新庄厂设置为全国第一座自动化马达生产工厂。
1966 年　工具工厂成立（现为生产技术处）。
1973 年　淡水厂启用，生产冷气机、电视机、电冰箱等家电产品。
1979 年　中坜一厂建厂完成，导入最新自动化设备生产马达。
1983 年　观音厂启用，生产电视机、高级电子产品及电脑周边设备。
1987 年　中坜二厂建厂完成，与西屋合作生产超大型马达。
1991 年　观音冷气厂建厂完成，导入全新自动化生产家电产品。
1991 年　马来西亚厂建厂完成。
1994 年　观音压缩机厂建厂完成。
1995 年　购并美国西屋（WESTINGHOUSE）马达厂。
2000 年　苏州东元电机建厂。
2002 年　无锡东元电机建厂。
2003 年　无锡东元正式投产。
2004 年　无锡东元金一厂建厂。
2004 年　江西东元电机建厂。
2008 年　福建东元电机建厂。

认证证书

三相异步电动机

SERIES THREE PHASE INDUCTION MOTORS



目录 Contents

东元V系列三相感应电动机

Teco V Series Three Phase Induction Motors

技术数据 Technical date ---------- 1
使用条件 Applicationt ---------- 1–2
电机特点 Character ---------- 2~10
节能说明 Saving Efficiency Instructiongs ---------- 11~12
产品编号 Product Number ---------- 13~14

特性表

Data Sheet

标准电机 Standard Motor 380V50HZ ---------- 15~16
Model: AEEV1H/AEUV1H

高效率电机 High Efficiency Motor3 80V 50HZ ---------- 17~18
Model: TEV2

外形图

Outline

IMB3 ---------- 19~26
IMB5 ---------- 27~32
IMV1 ---------- 33~34
IMB35 ---------- 35~42

技术数据

种类： 三相异步电动机
设计依据： 国际电工委员会 IEC60034；中国国家标准 GB755
额定电压： 380V 或其它电压
额定频率： 50Hz 或 60Hz
输出功率： 0.55~315kW
工作制： 连续工作制 --S1(S.F.1.0) 范围 5Hz-50Hz 为递减转矩，50Hz-100Hz 为恒功率，但不可超过铭板电流

机座号： 80~355L
防护等级： IP55
冷却方式： IC411
绝缘等级： F 级绝缘
温升： 定子绕组温升：电阻法不超过 80℃(自带外扇冷却型电机，变频器驱动为 F 温升)

安装方式： IMB3(水平脚座安装)；IMB35(水平脚座安装带大法兰)；IMB5(水平水法兰安装 F#80-315M)；IMV1(立式轴向下 F#80-355L) 及其它电动机参数和安装尺寸参照附表
●能效等级符合中国国家标准 GB18613-2012 能效。频率 50Hz 以外不在国家能效认证范围，特性与 IE 特性有所差异，本表以 GB 特性为准

TECHNICAL DATA

Class: Three phase induction motors
Design standard: IEC60034 GB 755
Rated voltage: 380V or other voltage
Rated frequency: 50Hz or 60Hz
Output range: 0.55~315kW
Time duty: Continuous S1(S.F 1.0)Inverter motor suitable Pump & Blower application, motors frequency variable from 5Hz-50Hz,give a reduced, while frequency variable from 50Hz-100Hz,gives a constant power, the running current doesn' t exceed the rated current.
Frame Nos.: 80~355L
Protection enclosure: Totally enclosed(IP55)
Cooling method: Self external fan,Surface cooling(IC411)
Stator insulation: Class F insulation system
Temperature rise: Not to exceed 80℃,rise by resistance method.(The self cooling inverter duty motor,operate with inverter,temperature rise is F class)
Mounting: IMB3, IMB35, IMB5(F#80-315M), IMV1(F#80-355L) or others For typical performance and dimensions of series motor refer to table hereunder.
●GB 18613-2012. Frame frequency beyond 50Hz is not the part of GB. If GB charater does not correspond to IE, GB charater governs

适用条件

电源条件： 电压波动率 ±10% 以内，频率波动率 ±5% 以内，电压及频率综合波动率 ±5% 以内

使用场所： 室内、无危险气体环境
环境温度： -15~40℃
环境湿度： 相对湿度 90% 以下(但不能凝结)
海拔高度： 海拔 1000m 以下
传动方式： 皮带轮，联轴器。但是 2 极 45kW 及以上只能使用联轴器传动。
旋转方向： 可双向旋转，当电源相序与电动机出线端标志字母一致时，面向轴伸端看为顺时针方向旋转

起动方式： 全压直接起动或 Y-△起动，3kW 及以下 :Y；4kW 及以上：△

涂装： GB3 蓝色 Munsell 7.5B 3.5/0.5
GB2 紫蓝色 Munsell 5PB 3/8
要求： 安装联轴器或皮带轮请利用轴端攻牙压进迫入，禁止以外力敲击轴装安装，如有特殊需要请另行洽询 。

APPLICATION

Power source conditions: Rate of voltage variation between ±10%, Rate of frequency variation between ±5%.But frequency variation does not exceed ±5%
Place: In door, Non-hazardous
Ambient temperature:-15~40℃
Relative humidity: Less than 90%RH(Non-condensation)
Altitude: Less than 1,000 meters
Drive method: Belt or direct coupling. However, 2 Pole 45kW and Up Coupling Service is the way.
Direction of rotation: Counter clockwise when facing the drive end side and the alphabetical sequence of the terminal letters of a phase group corresponds with the time sequence of the terminal voltages,the external fan is designed for bi-directional rotation.
Method of starting: Full voltage direct on line or Y-△starting 3kW And below:Y;4kW and upside: △
paninting: GB3 Blue Munsell 7.5B 3.5/0.5
GB2 Purple- Munsell 5PB 3/8
Requirement: Basically,the coupling and belt should be heated and pushed onto the shaft extention with slight axial force,Do not hammer to prevent bearing damage.if need special requirement, further disscussion will be demanded
Drive method: Belt,direct coupling,gear and so on

电机特点

可用一般电源或变频器驱动使用 (变频器驱动为 F 温升，变频器电压 460V 以下)(变频负载：风机 水泵 流体机械)

IP55 防护结构，防尘，防水花及油沫，铸铁框架，结构强壮，符合国际标准，安全更具保障性

采用东元 F 级绝缘，耐热度高，抗电冲击强，绝缘寿命长，在恶劣环境下也能胜任
使用进口品牌之轴承，著名钢厂之硅钢片，性能更具保障

规范化的设计、优质的材料、先进的加工设备和完善的质量保证体系，这些表现在效率高振动小、噪声低、安全可靠

选用：依据客户需要可搭配热保护器，PTC，空间加热器，RTD,PT100 及其它

CHARACTER

Can be used with common power supply or the inverter(operate with inverter, temperature rise if F class,when the voltage of the inverter below 460V) (Inverter load:Blower Water Pump Fluid machine)
The protection enclosure is IP55,protect dust,drip and oil,Cast iron Frame strong configuration,which is accord to international standards and safety safeguarded further.
The stator insulation is class F of TECO insulation system with good heatproof quality,
strong resistance to electrical sparks,long insulation life and can be competent in the bad environment.
These ranges use bearing imported from famous brand company and the silicon steel sheet are come from famous national steel company.
Standardized design, high quality material, advanced processing equipment and consummation quality guarantee system,it is embody in the high efficency,low vibrate and reliable safety.
the thermistor,PTC,Heater,RTD,PT100 or others can be provided according to the needs of purchaser.

振动 Vibration

所有电动机转子都使用半键按照A级(标准)振动等级进行动态平衡。电动机在空载时测得振动速度有效值不超过下表中的A级所列值。

Rotors are dynamically balanced to severity grade A using a half key.Table below contains the effective vibration values for unloaded motors.

振动等级 Vibration grade	机座号 Frame size (mm)	80≤H≤132	160≤H≤280	315≤H≤355
A	安装方式 Mounting	振动速度 (mm/s) Vibration velocity	振动速度 (mm/s) Vibration velocity	振动速度 (mm/s) Vibration velocity
	自由悬置 Free suspension	1.6	2.2	2.8

最高转速 Max. rpm

笼型感应电动机的安全运行转速

除非铭牌上另行表明，否则电压为1000V及以下、机座号315及以下的所有单速三相笼型感应电动机应能在表列出的转速之内安全连续运行

电压1000V及以下三相笼型感应电动机最大安全运行转速

Safe running speed for the squirrel-cage induction motors.
Unless otherwise the name plate specifies , all the squirrel-cage, 3 phase, induction motors lower than 1000V and smaller than 315 Frame Size can safely run continuously at the speed in the table below.
The safe Max. rpm for the squirrel-cage, 3 phase induction motors of 1000V or lower.

单位为转 / 每分钟 rpm/min

机座号 Frame Size	2 极 2 pole	4 极 4 pole	6 极 6 pole
≤100	5200	3600	2400
112	5200	3600	2400
132	4500	2700	2400
160	4500	2700	2400
180	4500	2700	2400
200	4500	2300	1800
225	3600	2300	1800
250	3600	2300	1800
280	3600	2300	1800
315	3600	2300	1800

注：当电动机高于额定转速以上运行时，例如，当应用调速控制时，其噪声和振动强度将会增大。要求电动机做精细的校平以满足在额定转速以上的加速能力。此外，轴承寿命可能会降低。应关注加油的间隔时间补充润滑脂及其寿命。

Note: When the motors run above the rated speed, for example, using in speed controller, the noise and vibration will increase. In this situation, the motors are required to be corrected to satisfy the acceleration ability above the rated speed. Besides, the bearing lifetime will decrease. Pay attention to the time for adding the oil and grease to insure its lifetime.

油脂寿命 Grease life (Horizontal installation)

机座号 Frame size	极数 Poles	润滑脂寿命 Grease lifetime up to CT 40℃
免加油润滑型轴承的润滑脂 Grease for permanent lubrication bearing		
80~160	2,4,6	20000 小时 (h)(B3 安装)
可再润滑型轴承的润滑脂 Grease for regreasable bearing		
180~200	2	3000 小时 (h)
180~200	4,6	8000 小时 (h)
225~280	2	3000 小时 (h)
225~280	4,6	8000 小时 (h)
315~355	2	2000 小时 (h)
315~355	4,6	4000 小时 (h)

注：
1). 当环境温度每升高10℃，润滑脂寿命以及再润滑时间缩短一半。
2). 20000小时适用于电机水平安装联轴器传动。

Note:
1.If the coolant temperature is increased by 10K, the grease lifetime and regreasing interval are halved.
2.20000 h apply to horizontally installed motors with coupling transmission.

海拔 Site altitude above sea level

1. 电机对于环境温度及海拔高度的功率输出变化 The changes of the output of the motors for the environmental temperature and elevation.
2. 可使用功率 = 额定功率 X 系数 %　Available power = rated power X coefficient

Coolant temperature (air)	Max. permitted power in relation to coolant temperature und absolute altitude							
	absolute altitude above sea level							
	1000m	1500m	2000m	2500m	3000m	3500m	4000m	4500m
	Max.permitted power /Rated power P_N							
00℃			1.07	1.04	1.01	0.98	0.95	0.92
10℃		1.10	1.07	1.04	1.01	0.98	0.95	0.92
20℃	1.10	1.07	1.04	1.00	0.96	0.92	0.89	0.86
30℃	1.06	1.02	0.97	0.93	0.89	0.85	0.81	0.77
40℃	1.00	0.96	0.91	0.86	0.81	0.76	0.71	0.66
50℃	0.90	0.85	0.80	0.75	0.70	0.65	0.60	0.53
60℃	0.80	0.75	0.70	0.65	0.60	0.54	0.47	0.40

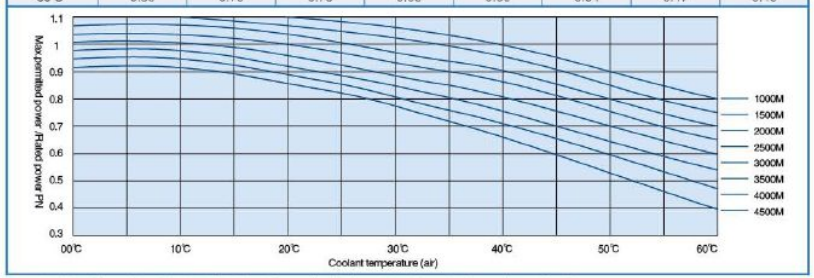

备注：高海拔地带，因空气稀薄，散热效果差，为防止马达过热烧毁，故须降低温升，保证马达能正常运转。
Note: In high altitude areas , due to the thin air, the effect of cooling is bad .The temperature rise must be decreased to prevent the motors from destroyed over temp to ensure the motors to run safely.

安装方式 （IM）

模型脚安装		竖型凸缘安装		坐卧两用型安装	
IM 1001(IM B3) 水平轴 脚贴地	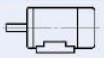	IM 3001(IM B5) 水平轴 D Flange	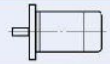	IM 2001(IM B35) 水平轴 脚贴地 D Flange	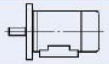
IM 1051(IM B6) 水平轴 轴看脚贴左侧墙壁	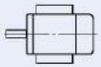	IM 3011(IM V1) 垂直轴 轴端向下 D Flange		IM 2011(IM V15) 垂直轴 轴端向下脚贴墙壁 D Flange	
IM 1061(IM B7) 水平轴 轴看脚贴右侧墙壁		IM 3031(IM V3) 垂直轴 轴端向上 D Flange		IM 2031(IM V35) 垂直轴 轴端向上脚贴墙壁 D Flange	
IM 1071(IM B8) 水平轴 脚距天花板	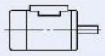	IM 3601(IM B14) 水平轴 C Flange	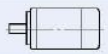	IM 2101(IM B34) 水平轴 脚贴地 C Flange	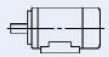
IM 1011(IM V5) 垂直轴 轴端向下脚距墙壁		IM 3611(IM V18) 垂直轴 轴端向下 C Flange		IM 2111(IM V17) 垂直轴 轴端向下脚贴墙壁 C Flange	
IM 1031(IM V6) 垂直轴 轴端向上脚距墙壁		IM 3631(IM V19) 垂直轴 轴端向上 C Flange	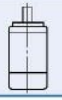	IM 2131 (IM V37) 垂直轴 轴端向上脚贴墙壁 C Flange	

强冷风机资料
Force fan motors data

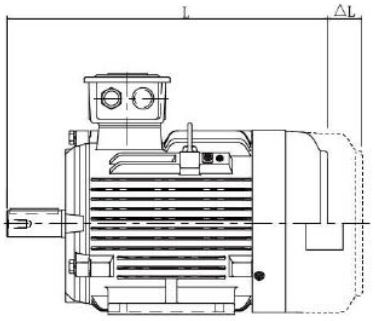

独立驱动风扇技术参数									
机座号 Frame size	极数 Pole	电压 Voltage	频率 Frequency (Hz)	功率 Rated output (W)	电流 Current Noise(A)	转速 Speed (r/min)	风量 Fan power (m^3/h)	风压 Fan pressur (Pa)	ΔL (mm)
80	2P	380V	50	30	0.1	2300	330	70	80
	4P-6P								
90	2P	380V	50	42	0.12	2800	500	80	84
	4P-6P								
100	2P	380V	50	52	0.12	2800	660	82	80
	4P-6P								
112	2P	380V	50	60	0.13	2730	900	90	63
	4P-6P								
132	2P	380V	50	40	0.13	1300	780	60	101
	4P-6P								
160	2P	380V	50	80	0.2	1350	1300	50	70
	4P-6P								
180	2P	380V	50	130	0.23	1350	1300	55	139
	4P-6P								
200	2P	380V	50	370	1.2	1250	2400	100	125
	4P-6P								
225	2P	380V	50	370	1.2	1250	4200	150	152
	4P-6P								
250	2P	380V	50	370	1.2	1250	4200	150	165
	4P-6P								
280	2P	380V	50	370	1.2	1250	5000	150	235
	4P-6P								
315	2P	380V	50	450	1.3	1390	6200	180	235
	4P-6P								
355	2P	380V	50	650	1.9	1390	6500	180	235
	4P-6P								

接线盒资料
Terminal box data

加热器参数
Space Heater

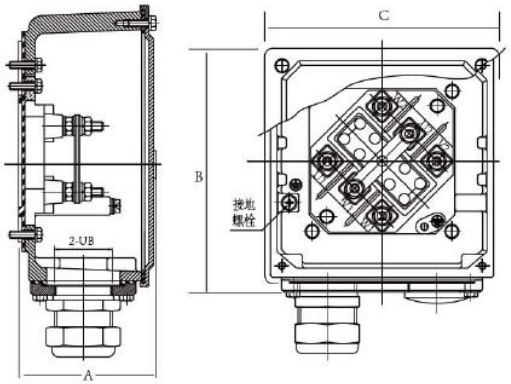

机座号 Frame size	极数 Pole	接线盒技术参数							防潮加热带电气参数
		端子数 Number of terminals	接线柱钉螺纹 Contact screw thread	外接电缆直径 (mm) Outer cable diameter (sealing range)	进线孔尺寸 (葛兰+罗盖) Cable entry size (Gland+ Screwed plug)	外形尺寸 Outline(mm) A	B	C	防潮加热带型号 (Spaces heater type)
80	2P	6	M4	6~12	M20X1.5 + M20X1.5	71	125	115	1ϕ,220V,20W
	4P-6P								
90	2P								
	4P-6P								
100	2P	6	M5	7~14	M25X1.5 + M25X1.5	78	147	125	1ϕ,220V,30W
	4P-6P								
112	2P								
	4P-6P								
132	2P								1ϕ,220V,40W
	4P-6P								
160	2P	6	M6	10~18	M32X1.5 + M32X1.5	111	200.5	193	
	4P-6P								
180	2P								1ϕ,220V,50W
	4P-6P								
200	2P	6	M8	22~35	M50X1.5 + M50X1.5	128	240.5	231	
	4P-6P								
225	2P								1ϕ,220V,60W
	4P-6P								
250	2P	6	M10	37~42	M63X1.5 + M63X1.5	145	264.5	255	
	4P-6P								
280	2P	6	M10						1ϕ,220V,150W
	4P-6P								
315	2P	6	M12			184	344	322	
	4P-6P								
355	2P	6	M16	45~52	M72X2+M72X2	200	430	372	1ϕ,220V,200W
	4P-6P								

铭板信息 Nameplate

3C 铭板



铭板

3C 铭板

轴承温升 Bearing temperature rise

注意！

轴承温升的高低程序比轴承本身实际温度更能反映出问题的状况。

如果轴承温升速率太快或是有非常明显的振动或异音，电动机必须立刻停止运转，详细检查问题发生的原因，否则不得重新运转。

如果轴承温升及运转情况都正常的话，电动机必须继续运转直到轴承温度稳定为止，许可的温度值如下：

滚动轴承 插入式温度检出器	**警告值**	**跳脱值**
轴承测试的温度	95℃	100℃

ATTENTION!

If the rate of rise in temperature is excessive or if the mo tor exhibits excessive vibration or noise,it should be shut down immcdiatcly and a thorough investigation made as to the cause before it is operated again.

Following the initial start-up, the bearing temperatures should be closely monitored. The rate of rise in bearing temperature is more indicative of impending trouble than is the actual temperature.

If the bearing temperature rise and motor operation appear to be normal, operation should continue until the bearing temperatures stabilize.

Recommended limits on bearing temperatures are as follows:

Anti-Friction Bearings.	Alarm temperature	Trip temperature
By permanently installed detector	95℃	100℃

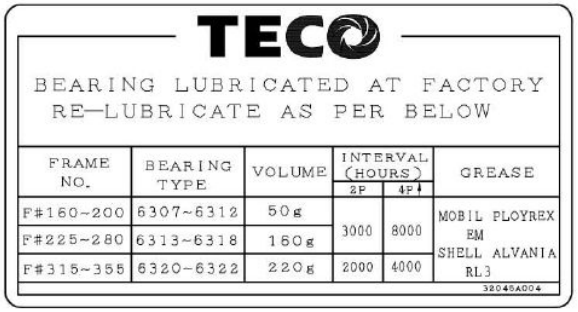

TECO

BEARING LUBRICATED AT FACTORY
RE—LUBRICATE AS PER BELOW

FRAME NO.	BEARING TYPE	VOLUME	INTERVAL (HOURS) 2P	INTERVAL (HOURS) 4P	GREASE
F#160~200	6307~6312	50g	3000	8000	MOBIL PLOYREX EM SHELL ALVANIA RL3
F#225~280	6313~6318	160g			
F#315~355	6320~6322	220g	2000	4000	

32046A004

标准：F#180 开始给油
F#160 给油为特殊指定

润滑油铭板

产品升级说明 Product upgrade instructions

项目 Item	优化点 The optimal point
接线盒 Terminal box	1.标准接线盒置顶,出现孔朝右(轴端视之) 1.Terminal box on top, and cable entry on right side (viewed from driven end).
	2.空间加大,可拆卸式拉不脱固定板,配线便利 2.Space increases,removable type cable head ,easy to stow cable.
	3.接线盒自身可4x90°旋转安装，从而使电缆可以从各个方向进入 3.The terminal box can be rotated by 4x90° to allow for cable entry from each direction.
给油结构 Filling structure	放大排油孔,排油容易,F#180及以上标配 Enlarge oil drain hole,easy to drain the oil,the motors form frame 180 start to oil.
皮带轮安装 Belt coupling	脚座结构强化（V5、V6） Strengthen foot structure（V5、V6）.
吊环 Rings	易平衡吊装（双吊环,F#80除外） Easy to balance hoisting（double rings,except frame 80）.
框体外接地位 Grounding structure	两个接地 Double grounding structure.

原产品

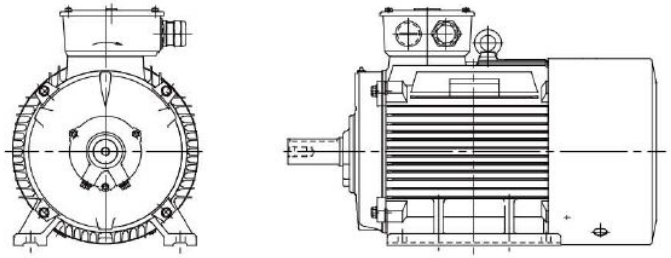

新产品

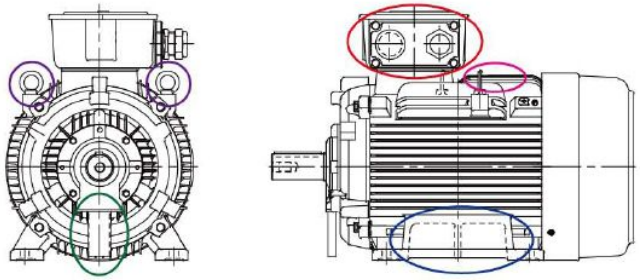

- 双吊环易平衡吊装
- 出油结构排油容易，F#180 及以上标配
- 脚座脚座结构强化
- 铭板位
- T 箱空间加大，可拆卸式拉不脱固定板，配线便利

剖面图 Profile

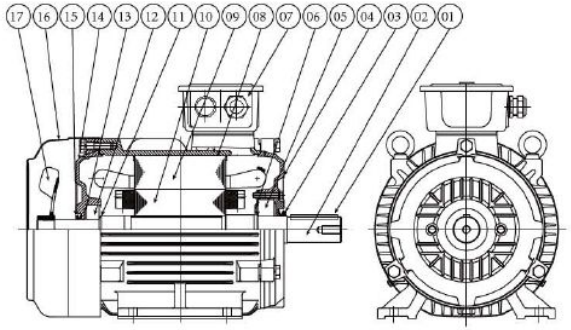

项目 ITEM	名称 NAME	项目 ITEM	名称 NAME
1	KEY(键)	10	ROTOR(转子)
2	SHAFT(轴)	11	STOP RING - BEARING(固定环)
3	V RING(V型油封)	12	BEARING(轴承)
4	END BRACKET(端盖)	13	PRE - LOAD SPRING(抗压弹簧)
5	BEARING(轴承)	14	END BRACKET(端盖)
6	BEARING COVER - INNER(轴承盖)	15	V RING(V型油封)
7	TERMINAL BOX(接线盒)	16	FAN COVER(风罩)
8	FRAME(框架)	17	EXTERNAL FAN(风扇)
9	STATOR(定子)		

节能说明 Saving Efficiency Instructiongs

A 效率 = $\frac{输出}{输入}$ = $\frac{输出}{输出+损失}$

B 电费节省计算　　E1：标准效率，E2：高效率

(1) 总成本＝初置成本＋运转成本

(2) 每年运转电力成本节省(改 E1→E2 时)

＝kw X (100/E1－100/E2) X 运转时数/年 X 电价/度

(3) 节省计算方式：

例：37kw, 4P，年使用8000hr时，

改标准型效率92.7%→高效率93.9%时；

年节省金额为：

37 X (100/92.7－100/93.9) X 8000 X 1＝4761元

C 高效率马达成本模式

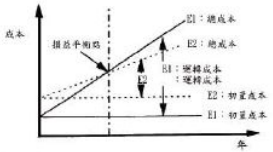

效率标准对比表 Comparison of efficiency standards

区分	中国(GB18613-2012)			北美(NEMA)		IEC60034-30: 2008			
	3级	2级	1级	EPAct	Premium	IE1	IE2	IE3	IE4
特超高效率 Super Premium			◎						◎
超高效率 Premium		◎			◎			◎	
高效率 High Effiency	◎			◎			◎		
一般效率						◎			

Model: AEEV1H/AEUV1H

Model: TEV2

节能证书
Certificate For Energy conservation

TECO

中国节能产品认证证书

中国质量认证中心

CHINA CERTIFICATE For ENERGY CONSERVATION PRODUCT

CHINA QUALITY CERTIFICATION CENTRE

中国节能产品认证证书

中国质量认证中心

环境管理体系认证证书

ISO14001:2004

GB/T 24001-2004

中国质量认证中心

ISO 14001:2004 证书

产品编号 Product Code

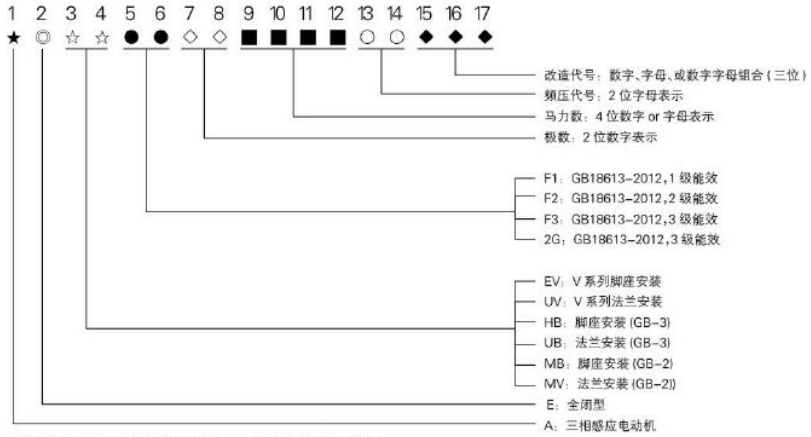

GB3(IE2)-Model: AEEV1H/AEUV1H　　Type: AEEVF3/AEUVF3
GB2(IE3)-Model: TEV2　　Type: AEEVF2/AEUVF2

东元产品改造代码对照表
GB18613-2012 能效 1~3 级

15-17 码代号	描述
---	标准
	绕组和电机保护
CA-	屋内防蚀
CA1	屋外防蚀(WF1)
CA2	屋外防蚀(WF2
CA3	麦廖涂装
PA3	保护方式：IP56
SR-	附轴承 R.T.D (PT100Ω/0° C)-2PCS/SET(目前仅适用 Fr#≥280)
TH-	附电热器 (单相 , 220V)
TL-	附热阻体 (PTC160) - 3pcs/set
TL2	附热阻体 (PTC160) - 6pcs/set
TP-	附热保护器 (145° C)
TR-	附绕组 R.T.D (PT100Ω/0° C)-3PCS/SET
TR1	附绕组 R.T.D (PT100Ω/0° C)-6PCS/SET
	绝缘系统
-H-	H 级绝缘
-L1	长引线 1m(T 座面算起),接线盒不安装随电机一起出货,压接端子
005	两次凡立水
	结构部件
BF-	T 盖空白
BH-	T 箱反向
CF-	C-Face Flange (小法兰)
LC-	座卧两用 (D Falange) --- IM B35
F01	铸铁风罩
F02	不锈钢风罩(SUS304)

东元产品改造代码对照表
GB18613-2012 能效 1~3 级

	结构部件
FAN	铝质外扇
S01	F 侧绝缘轴承
S1-	NSK 轴承
S1F	SKF 轴承
WA7	附不锈钢防雨罩(SUS304)
	面 漆
Y02	仅喷底漆,不喷面漆
YB5	黑色亚光漆
	机械设计
-H2	干燥炉用马达
011	V 系列框架反装 (T 箱靠近非负载侧)
AP-	附油封
AY-	冷冻库用(- 40℃~ -15℃)
B02	V 系列 T 箱在顶,但出线孔朝左 (轴向)
B11	T 箱出线孔朝非负载侧 (T 箱位置依标准)
FM1	V 系列侧出线 (面向轴端 T 箱在右)
FM2	V 系列侧出线 (面向轴端 T 箱在左)
VF1	两侧附 SPM 振动螺栓
YF-	自然冷却型 (无风扇风罩)
	其他(特殊量变：二次以上)
NF-	温度等级 155(F) , 使用 155(F) , 带有服务系数 (SF1.15)
NF3	温度等级 155(F) , 使用 155(F) , 带有服务系数 (SF1.1)
NF7	SF1.15 , SKF 轴承
S1Y	NSK 轴承 , 仅喷底漆不喷面漆
TH3	附电热器 (单相 , 220V) , NSK 轴承
TH4	附电热器 (单相 , 220V) , SKF 轴承
THB	附电热器 (单相 , 220V) , 辅助小 T 箱
TJ-	附电热器 (单相 , 220V) , 热保护器 (145° C)
TK-	附电热器 (单相 , 220V) , 绕组 R.T.D (PT100Ω/0° C)-3PCS/SET
TK2	附电热器 (单相 , 220V) , 绕组 R.T.D (PT100Ω/0° C)-6PCS/SET
TLB	附热阻体 (PTC160) - 3pcs/set, 辅助小 T 箱
TM5	附热阻体 (PTC160) - 3pcs/set , 电热器 (单相 , 220V)
TN-	附热阻体 (PTC160) - 3pcs/set , 电热器 (单相 , 220V) , 绕组 R.T.D (PT100Ω/0° C)-3PCS/SET
TRS	附绕组 R.T.D (PT100Ω/0° C)-3PCS/SET, NSK 轴承
VS-	自冷式变频处理 (二凡立水 + 热保护器 -145° C)
VS2	自冷式变频处理 (二凡立水 +PTC160) , SF1.15
VS6	自冷式变频处理 (二凡立水 +PTC160)
VSD	自冷式变频 (二次凡立水 + 热保护器) , SKF 轴承
VSF	自冷式变频处理 (二凡立水 +PTC160) , 铝质外扇
VSH	自冷式变频处理 (二次凡立水,不附热保护器)
WA-	屋外式 (附防雨盖 , 马达横装)
WA2	屋外式 (不附防雨盖 , 马达横装)
-WA	屋外式 (附防雨盖 , 马达立装)

特性表 Data Sheet

V系列标准电机(V Standard Motors)

Model: AEEV1H/AEUV1H

380V 50HZ

GB 18613–2012 GB3 (IE2)

输出 OUTPUT		满载转速	机座号	效率 EFFICIENCY			功率因率 POWER FACTOR			电流 CURRENT		转矩 TORQUE				转子惯量	噪声	重量
kW	hp	FULL LOAD rpm	FRAME NO.	FULL LOAD (%)	3/4 LOAD (%)	1/2 LOAD (%)	FULL LOAD (%)	3/4 LOAD (%)	1/2 LOAD (%)	FULL LOAD (A)	LOCKED ROTOR %FLC	FULL LOAD kg-m	LOCKED ROTOR %FLT	PULL UP %FLT	BREAK DOWN %FLT	ROTOR ^{2} GD kg-m^2	NOISE SOUND POWER NO-LOAD dB(A)	APPROX. WEIGHT kg
0.55	0.75	1430	80M	78.1	78.0	75.3	74.0	64.0	49.5	1.45	640	0.381	260	230	290	0.010	66	17.0
		930	80M	74.0	72.8	68.4	65.5	56.0	43.0	1.72	470	0.585	255	245	255	0.013	63	19.5
0.75	1	2865	80M	77.4	75.8	72.6	84.5	77.5	66.0	1.74	630	0.253	225	200	280	0.005	78	16.5
		1430	80M	79.6	79.5	76.3	74.5	65.0	51.0	1.92	705	0.508	330	290	340	0.011	66	18.5
		935	90S	75.9	75.8	73.5	73.0	63.5	50.5	2.06	480	0.776	170	170	220	0.018	63	24.5
1.1	1.5	2880	80M	79.6	80.3	79.1	85.5	78.5	66.5	2.46	775	0.378	255	200	305	0.007	78	19.5
		1440	90S	81.4	81.6	79.3	77.5	69.0	55.0	2.65	740	0.756	275	220	310	0.017	66	24.5
		935	90L	78.1	77.6	74.9	72.0	62.5	49.0	2.97	550	1.164	205	195	245	0.025	63	28.5
1.5	2	2845	90S	81.3	81.5	80.5	90.0	86.0	75.5	3.11	650	0.510	220	170	250	0.010	78	23.0
		1430	90L	82.8	83.8	82.7	82.5	75.5	62.5	3.34	740	1.015	265	190	280	0.022	66	27.5
		955	100L	79.8	79.1	77.3	71.5	63.5	50.0	3.99	550	1.520	165	130	230	0.044	64	36.4
2.2	3	2840	90L	83.2	84.0	83.0	89.5	85.0	75.5	4.49	750	0.767	265	230	300	0.013	78	27.0
		1455	100L	84.3	84.6	82.9	79.0	71.0	58.0	5.02	790	1.497	215	175	290	0.041	70	36.5
		945	112M	81.8	80.8	79.6	75.5	67.5	54.0	5.41	570	2.304	205	175	245	0.071	70	47.0
3	4	2890	100L	84.6	84.4	83.6	89.0	85.0	76.0	6.05	820	1.005	215	195	280	0.022	82	37.6
		1445	100L	85.5	85.4	84.3	80.5	73.0	60.0	6.62	795	2.009	210	155	275	0.050	70	40.0
		965	132S	83.3	81.8	79.2	72.5	63.5	50.0	7.55	585	3.009	195	185	270	0.097	73	57.5
4	5.5	2880	112M	85.8	86.5	85.5	91.0	88.0	81.0	7.78	890	1.386	235	230	335	0.042	83	47.5
		1455	112M	86.6	87.0	86.1	81.0	74.5	62.5	8.66	830	2.744	260	220	290	0.083	72	52.0
		960	132M	84.6	84.8	84.3	77.5	69.5	56.5	9.27	645	4.159	190	175	275	0.131	73	69.0
5.5	7.5	2925	132S	87.0	87.0	85.7	85.5	81.5	73.0	11.2	690	1.861	190	145	250	0.057	85	61.5
		1460	132S	87.7	87.8	86.3	81.5	75.0	63.0	11.7	775	3.729	255	190	320	0.113	75	67.5
		965	132M	86.0	85.3	82.9	72.0	63.5	50.0	13.5	690	5.641	210	160	280	0.171	73	77.5
7.5	10	2905	132S	88.1	88.6	87.6	84.5	80.5	71.5	15.3	660	2.499	190	165	250	0.066	85	67.0
		1465	132M	88.7	89.0	88.8	85.5	80.5	70.0	15.0	760	4.955	230	165	280	0.133	75	78.0
		960	160M	87.2	88.0	87.0	81.5	76.5	66.0	16.0	600	7.561	210	185	225	0.363	73	110
11	15	2940	160M	89.4	89.4	88.6	91.5	89.0	83.0	20.4	830	3.703	220	155	270	0.154	87	105
		1465	160M	89.8	90.1	89.5	88.5	85.0	77.5	21.0	730	7.432	205	155	255	0.297	77	110
		965	160L	88.7	89.2	88.6	81.5	76.0	65.0	23.1	685	11.28	245	230	270	0.558	73	140
15	20	2925	160M	90.3	90.3	90.2	93.0	91.5	88.0	27.1	785	4.963	230	155	240	0.192	87	120
		1470	160L	90.6	91.3	90.5	86.5	82.5	73.5	29.1	785	9.876	235	185	280	0.396	77	130
		975	180L	89.7	89.7	88.4	80.0	74.0	62.5	31.8	760	14.89	265	185	315	1.342	77	200
18.5	25	2945	160L	90.9	91.7	90.5	92.5	90.5	86.0	33.4	880	6.162	265	175	280	0.237	87	135
		1470	180M	91.2	92.0	91.0	85.0	82.5	75.5	36.3	630	12.34	180	175	275	0.654	80	180
		975	200L	90.4	91.1	90.2	82.5	79.0	70.5	37.7	610	18.61	200	185	220	1.604	80	250
22	30	2945	180M	91.3	91.5	91.0	90.0	88.0	82.5	40.7	800	7.394	220	175	280	0.283	88	175
		1475	180L	91.6	91.8	91.5	84.0	80.5	72.5	43.4	710	14.76	195	150	230	0.712	80	190
		975	200L	90.9	91.1	90.9	82.0	78.5	69.5	44.8	680	22.33	225	180	220	1.912	80	270
30	40	2955	200L	92.0	92.0	90.8	90.0	89.0	85.0	55.0	775	9.825	185	140	275	0.521	90	240
		1475	200L	92.3	92.3	91.7	87.5	84.5	77.5	56.4	790	19.68	205	185	245	1.220	83	255
		975	225M	91.7	92.0	91.5	86.0	83.5	76.0	57.8	615	29.78	175	155	210	2.442	80	325

要求：安装联轴器或皮带轮请利用轴端攻牙压进迫入，禁止以外力敲打轴端安装

效率标准以GB-18613-2012为准

噪音：1.空载最大A计权声功率级值L_W(dB) (IC411单速三项笼型异步电动机)

2.中心高315mm以上的2、4极电机声功率级值指风扇结构为单向旋转的。其它值为双向旋转风扇结构。

TECO

特性表 Data Sheet

V系列标准电机(V Standard Motors)

Model: AEEV1H/AEUV1H

380V 50HZ

GB 18613–2012 GB3 (IE2)

输出 OUTPUT		满载转速	机座号	效率 EFFICIENCY			功率因率 POWER FACTOR			电流 CURRENT		转矩 TORQUE				转子惯量	噪声	重量
kW	hp	FULL LOAD rpm	FRAME NO.	FULL LOAD (%)	3/4 LOAD (%)	1/2 LOAD (%)	FULL LOAD (%)	3/4 LOAD (%)	1/2 LOAD (%)	FULL LOAD (A)	LOCKED ROTOR %FLC	FULL LOAD kg-m	LOCKED ROTOR %FLT	PULL UP %FLT	BREAK DOWN %FLT	ROTOR ^{2} GD kg-m^2	NOISE SOUND POWER NO-LOAD dB(A)	APPROX. WEIGHT kg
37	50	2950	200L	92.5	92.0	91.3	90.5	89.5	85.5	67.2	845	12.30	205	140	240	0.663	90	270
		1480	225S	92.7	92.8	92.1	87.0	84.0	77.0	69.7	710	24.52	190	160	245	1.649	84	320
		980	250M	92.2	92.4	91.9	85.0	81.0	72.5	71.7	640	37.03	180	180	220	3.373	82	410
45	60	2965	225M	92.9	92.3	90.9	90.5	87.5	81.0	81.3	875	14.69	160	155	320	1.074	92	320
		1475	225M	93.1	93.3	92.9	86.5	83.5	76.5	84.9	690	29.53	190	160	270	1.731	84	330
		985	280S	92.7	92.6	92.0	84.0	81.0	73.5	87.8	650	44.52	140	115	230	6.400	85	580
55	75	2970	250M	93.2	93.4	93.1	91.0	90.0	85.5	98.5	735	18.33	135	115	295	1.211	92	405
		1485	250M	93.5	93.6	93.1	87.0	85.0	79.0	103	780	36.66	265	230	250	3.621	85	450
		985	280M	93.1	93.0	92.5	83.5	81.5	74.0	107	650	55.27	145	120	230	7.600	85	660
75	100	2965	280S	93.8	93.8	93.2	90.5	89.5	85.5	134	700	24.65	160	135	260	2.000	94	565
		1480	280S	94.0	94.0	93.5	87.5	86.0	78.5	139	690	49.25	170	145	260	5.200	88	620
		985	315S	93.7	93.6	93.1	83.5	81.0	73.0	146	650	74.20	150	125	220	12.40	89	870
90	125	2965	280M	94.1	94.0	93.5	90.5	89.5	86.0	161	700	30.60	165	140	260	2.400	94	615
		1480	280M	94.2	94.2	93.6	87.5	86.0	78.0	166	690	59.26	180	155	260	6.000	88	690
		985	315M	94.0	94.0	93.4	84.0	81.5	74.0	173	650	89.04	155	130	220	14.00	89	932
110	150	2965	315S	94.3	94.3	93.7	89.5	88.5	85.0	198	700	36.72	150	125	250	4.400	98	850
		1480	315S	94.5	94.5	93.8	88.5	87.0	82.0	200	690	72.43	160	135	240	8.800	94	960
		985	315L	94.3	94.2	93.6	85.0	82.0	74.5	209	650	108.8	150	125	220	18.80	89	1120
132	175	2965	315M	94.6	94.6	93.8	90.0	89.0	86.0	236	690	42.84	145	120	240	4.800	98	922
		1480	315M	94.7	94.7	94.0	88.5	87.5	82.5	239	675	86.80	160	135	240	10.00	94	1000
		985	315L	94.6	94.5	93.8	85.0	83.0	75.5	249	650	130.6	150	125	220	20.40	89	1250
160	215	2970	315L	94.8	94.8	94.0	89.0	88.0	84.5	288	690	52.55	150	125	240	5.200	98	980
		1485	315L	94.9	94.9	94.1	88.5	87.0	82.5	289	670	105.2	140	115	230	11.60	94	1090
		985	315L	94.8	94.8	94.0	84.5	82.0	74.0	304	650	158.3	145	120	230	23.20	89	1280
		985	355M	94.8	94.8	94.0	84.5	82.0	74.0	303	650	158.3	145	120	230	31.60	94	1700
200	270	2970	315L	95.0	95.0	94.1	90.5	90.0	88.0	353	690	65.99	150	125	240	6.400	98	1150
		1485	315L	95.1	95.0	94.2	88.5	87.0	83.0	361	670	131.5	150	125	230	14.40	94	1280
		985	315D	95.0	94.9	94.1	85.0	83.0	76.0	376	650	197.9	155	130	230	38.80	89	1665
		985	355M	95.0	94.9	94.1	85.0	83.0	76.0	376	650	197.9	155	130	230	40.80	94	1900
250	335	2975	315D	95.0	95.0	94.2	91.0	90.5	88.5	439	690	81.74	140	115	240	10.00	98	1600
		2975	355M	95.0	95.0	94.2	91.0	90.5	88.5	439	690	81.74	140	115	240	10.80	100	1700
		1485	315D	95.1	95.1	94.3	89.0	88.0	84.0	449	680	164.0	140	115	230	25.20	94	1650
		1485	355M	95.1	95.1	94.3	89.0	88.0	84.0	449	680	164.0	140	115	230	27.20	95	1750
		985	315D	95.0	95.0	94.2	85.0	83.5	77.0	470	650	247.3	150	125	230	46.40	89	1840
		985	355L	95.0	95.0	94.2	85.0	83.5	77.0	470	650	247.3	150	125	230	46.00	94	2080
315	420	2975	315D	95.0	95.0	94.2	91.5	91.0	89.0	551	700	103.2	140	115	240	12.00	98	1760
		2975	355L	95.0	95.0	94.2	91.5	91.0	89.0	551	700	103.2	140	115	240	14.00	100	1870
		1485	315D	95.1	95.1	94.3	89.0	88.0	84.5	566	675	206.7	140	115	230	31.20	94	1860
		1485	355L	95.1	95.1	94.3	89.0	88.0	84.5	565	675	206.7	140	115	230	34.40	95	1980

要求：安装联轴器或皮带轮请利用轴端攻牙压进迫入，禁止以外力敲打轴端安装

效率标准以GB-18613-2012为准

噪音：1.空载最大A计权声功率级值L_W(dB) (IC411单速三项笼型异步电动机)

2.中心高315mm以上的2、4极电机声功率级值指风扇结构为单向旋转的。其它值为双向旋转风扇结构。

Website | http://www.tecochina.net

特性表 Data Sheet

V系列高效率电机(V High Efficiency Motors) 380V 50HZ

Model: TEV2 GB 18613-2012 GB2 (IE3)

输出 OUTPUT		满载转速	机座号	效率 EFFICIENCY			功率因率 POWER FACTOR			电流 CURRENT		转矩 TORQUE				转子惯量	噪声	重量
kW	hp	FULL LOAD rpm	FRAME NO.	FULL LOAD (%)	3/4 LOAD (%)	1/2 LOAD (%)	FULL LOAD (%)	3/4 LOAD (%)	1/2 LOAD (%)	FULL LOAD (A)	LOCKED ROTOR %FLC	FULL LOAD kg-m	LOCKED ROTOR %FLT	PULL UP %FLT	BREAK DOWN %FLT	ROTOR ^{2} GD kg-m^2	NOISE SOUND POWER NO-LOAD dB(A)	APPROX. WEIGHT kg
0.55	0.75	1425	80M	79.0	77.9	74.7	69.0	58.5	44.5	1.53	9.5	0.376	300	270	320	0.010	66	17.5
		905	80M	70.0	69.7	66.2	69.0	58.0	44.5	1.73	6.5	0.591	210	195	225	0.012	63	19.5
0.75	1	2875	80M	80.7	78.3	75.1	84.5	78.0	66.5	1.67	13	0.254	280	275	335	0.006	78	18.0
		1410	80M	82.5	81.8	79.7	73.5	64.0	50.0	1.88	12	0.518	315	290	335	0.013	66	20.5
		935	90S	78.9	80.6	79.4	71.0	62.5	49.0	2.03	9.5	0.780	205	190	225	0.022	63	28.0
1.1	1.5	2870	80M	82.7	83.0	81.3	85.0	78.5	66.5	2.38	19	0.373	300	295	350	0.007	78	19.5
		1430	90S	84.1	84.4	83.2	79.5	71.5	57.5	2.50	18	0.748	255	205	290	0.019	66	26.5
		930	90L	81.0	81.2	80.5	72.0	63.5	50.0	2.87	14	1.151	200	185	215	0.026	63	30.5
1.5	2	2850	90S	84.2	85.4	85.8	90.5	87.0	78.0	2.99	24	0.512	220	210	280	0.012	78	25.5
		1435	90L	85.3	84.1	82.2	75.0	65.5	51.5	3.56	27	1.017	300	235	335	0.023	66	28.5
		950	100L	82.5	82.9	81.5	72.5	65.0	52.0	3.81	19	1.536	200	175	225	0.058	64	43.5
2.2	3	2860	90L	85.9	86.7	86.8	89.5	85.0	75.5	4.35	37	0.748	245	235	315	0.014	78	29.0
		1450	100L	86.7	87.3	86.9	81.0	73.5	60.5	4.76	35	1.476	200	160	270	0.045	70	39.5
		960	112M	84.3	84.3	82.2	67.0	59.0	47.0	5.92	31	2.230	175	175	250	0.083	70	53.5
3	4	2855	100L	87.1	88.3	88.4	90.0	86.5	78.5	5.81	51	1.022	325	310	355	0.025	82	41.5
		1455	100L	87.7	87.7	86.2	78.0	70.5	57.5	6.66	52	2.006	250	240	335	0.052	70	42.0
		970	132S	85.6	86.1	85.1	79.5	73.0	60.0	6.70	44	3.009	175	170	300	0.154	73	75.0
4	5.5	2875	112M	88.1	89.0	88.9	91.0	87.5	80.0	7.58	72	1.354	270	250	360	0.046	83	51.5
		1445	112M	88.6	88.4	87.9	82.0	76.5	65.5	8.37	60	2.693	245	205	280	0.083	72	53.0
		970	132M	86.8	87.2	86.3	79.5	72.5	60.0	8.81	60	4.012	180	175	310	0.205	73	91.5
5.5	7.5	2930	132S	89.2	89.8	89.5	88.5	86.0	79.5	10.6	85	1.826	205	205	340	0.075	85	73.0
		1455	132S	89.6	90.4	90.3	85.0	80.5	70.0	11.0	81	3.678	245	200	300	0.132	75	75.5
		970	132M	88.0	88.0	86.2	73.5	65.5	52.0	12.9	93	5.517	210	205	345	0.216	73	91.0
7.5	10	2920	132S	90.1	90.9	90.8	87.0	84.5	77.5	14.5	105	2.499	195	195	315	0.081	85	76.0
		1460	132M	90.4	90.8	90.4	84.5	79.5	69.0	14.9	116	4.998	270	225	330	0.172	75	93.0
		970	160M	89.1	90.0	89.0	79.0	73.0	61.0	16.2	116	7.523	235	210	280	0.483	73	135
11	15	2935	160M	91.2	92.0	92.0	90.0	89.0	83.5	20.4	158	3.647	230	185	285	0.183	87	130
		1460	160M	91.4	92.0	91.5	84.0	80.0	70.0	21.8	169	7.331	230	185	270	0.366	77	130
		970	160L	90.3	91.0	90.5	78.0	72.0	60.5	23.7	179	11.03	295	255	285	0.628	73	150
15	20	2935	160M	91.9	92.0	92.0	89.0	85.5	77.5	27.9	242	4.973	275	230	330	0.205	87	130
		1460	160L	92.1	92.5	92.5	84.5	81.0	71.0	29.3	237	9.997	250	195	285	0.460	77	150
		970	180L	91.2	92.0	92.0	82.0	78.0	68.0	30.5	211	15.05	215	165	230	1.337	77	205
18.5	25	2930	160L	92.4	93.0	93.0	90.0	89.5	84.0	33.8	274	6.144	245	200	295	0.237	87	140
		1475	180M	92.6	94.0	93.0	81.5	77.0	69.5	37.2	284	12.20	215	160	255	0.704	80	195
		975	200L	91.7	92.5	92.5	80.5	76.0	66.5	38.1	274	18.46	220	185	240	1.829	80	270
22	30	2940	180M	92.7	92.7	92.5	87.0	85.0	77.0	41.4	316	7.281	225	180	275	0.283	88	180
		1475	180L	93.0	93.5	93.0	81.0	77.0	71.0	44.4	332	14.51	190	145	245	0.789	80	205
		975	200L	92.2	93.0	93.5	81.5	77.0	68.0	44.5	321	21.95	210	185	240	2.078	80	290

要求：安装联轴器或皮带轮请利用轴端攻牙压进迫入，禁止以外力敲打轴端安装

效率标准以GB-18613-2012为准

噪音：1.空载最大A计权声功率级值L_{wA}(dB) (IC411单速三项笼型异步电动机)

2.中心高315mm以上的2、4极电机声功率级值指风扇结构为单向旋转的。其它值为双向旋转风扇结构。

TECO

特性表 Data Sheet

V系列高效率电机(V High Efficiency Motors) 380V 50HZ

Model: TEV2 GB 18613-2012 GB2 (IE3)

输出 OUTPUT		满载转速	机座号	效率 EFFICIENCY			功率因率 POWER FACTOR			电流 CURRENT		转矩 TORQUE				转子惯量	噪声	重量
kW	hp	FULL LOAD rpm	FRAME NO.	FULL LOAD (%)	3/4 LOAD (%)	1/2 LOAD (%)	FULL LOAD (%)	3/4 LOAD (%)	1/2 LOAD (%)	FULL LOAD (A)	LOCKED ROTOR %FLC	FULL LOAD kg-m	LOCKED ROTOR %FLT	PULL UP %FLT	BREAK DOWN %FLT	ROTOR ^{2} GD kg-m^2	NOISE SOUND POWER NO-LOAD dB(A)	APPROX. WEIGHT kg
30	40	2950	200L	93.3	93.5	92.5	90.0	90.0	86.5	54.3	421	9.895	200	145	270	0.602	90	265
		1470	200L	93.6	94.5	94.5	86.0	84.5	77.0	56.6	469	19.86	250	205	280	1.451	83	285
		980	225M	92.9	93.5	93.5	83.5	80.0	76.5	58.8	353	29.79	200	160	215	3.023	80	385
37	50	2955	200L	93.7	94.5	94.0	91.0	90.5	87.0	65.9	537	12.18	195	145	280	0.753	90	300
		1480	225S	93.9	94.5	94.0	85.5	82.0	73.0	70.0	532	24.33	210	175	300	1.896	84	350
		980	250M	93.3	94.0	94.0	85.0	81.5	75.0	70.9	516	36.74	230	200	250	4.194	82	460
45	60	2960	225M	94.0	94.0	93.5	91.0	91.0	88.0	79.9	648	14.79	150	140	290	1.187	92	340
		1480	225M	94.2	94.5	94.0	84.5	79.5	70.0	85.9	632	29.58	210	175	290	1.979	84	360
		980	280S	93.7	93.7	93.0	85.0	82.0	73.5	85.8	558	44.75	140	125	230	7.600	85	615
55	75	2970	250M	94.3	94.5	94.0	91.5	90.0	86.5	96.8	774	18.02	150	130	315	1.544	92	465
		1485	250M	94.6	94.6	94.0	87.5	84.5	77.0	101	790	36.04	210	185	265	3.911	85	480
		980	280M	94.1	94.0	93.5	85.0	82.0	74.0	104	674	54.69	150	125	240	9.600	85	730
75	100	2965	280S	94.7	94.5	93.0	91.0	90.0	85.5	132	958	24.65	150	130	240	2.400	94	670
		1480	280S	95.0	95.0	94.2	89.0	87.5	82.0	135	958	49.25	160	135	250	6.400	88	650
		985	315S	94.6	94.5	93.7	84.5	81.5	73.0	143	948	74.20	160	135	240	14.80	89	905
90	125	2970	280M	95.0	95.0	94.6	90.5	89.0	83.0	159	1158	29.53	150	135	240	2.800	94	715
		1480	280M	95.2	95.0	94.5	88.5	87.0	81.0	162	1158	59.26	180	150	250	7.200	88	710
		985	315M	94.9	94.9	94.2	85.0	82.5	75.0	170	1084	89.04	160	130	230	16.80	89	1010
110	150	2970	315S	95.2	95.0	94.3	90.5	89.0	85.0	194	1405	36.09	150	125	240	4.800	98	890
		1480	315S	95.4	95.2	94.8	88.5	86.5	81.0	198	1432	72.43	160	135	250	11.60	94	1020
		985	315L	95.2	95.0	94.2	84.5	82.0	75.0	208	1380	108.8	150	125	230	18.80	89	1160
132	175	2970	315M	95.4	95.2	94.8	91.0	90.5	88.0	231	1579	43.31	130	120	230	5.200	98	980
		1480	315M	95.6	95.5	94.8	88.5	87.5	85.0	237	1579	86.91	150	125	230	12.40	94	1040
		985	315L	95.4	95.4	94.3	84.5	82.5	75.0	249	1600	130.6	140	115	230	20.40	89	1345
160	215	2970	315L	95.6	95.5	94.5	90.5	89.0	85.0	281	1990	52.50	140	115	240	5.200	98	1075
		1482	315L	95.8	95.6	94.6	88.5	87.0	83.0	287	1950	105.2	130	105	230	11.60	94	1220
		985	355M	95.6	95.5	94.5	84.5	82.5	75.0	301	1980	158.3	140	115	230	31.60	94	1870
200	270	2970	315L	95.8	95.6	94.6	90.5	90.0	88.0	350	2450	65.62	140	115	240	6.400	98	1340
		1485	315L	96.0	95.8	95.0	88.5	87.0	84.0	358	2430	131.2	140	115	230	14.40	94	1380
		985	355M	95.8	95.5	94.6	85.0	83.0	77.5	373	2440	197.9	150	125	240	40.80	94	2090
250	335	2975	355M	95.8	95.6	94.6	91.0	90.5	88.5	436	3050	81.89	140	115	240	10.80	100	1870
		1485	355M	96.0	95.8	95.0	89.0	88.0	84.5	445	3070	164.1	140	115	230	27.20	95	1925
		985	355L	95.8	95.6	94.8	85.5	83.5	78.0	464	3060	247.3	150	125	230	46.00	94	2290
315	420	2975	355L	95.8	95.6	94.7	91.5	91.0	89.0	546	3880	103.2	140	115	240	14.00	100	2060
		1485	355L	96.0	96.0	95.4	89.0	88.0	84.5	560	3800	206.7	130	105	230	34.40	95	2156

要求：安装联轴器或皮带轮请利用轴端攻牙压进迫入，禁止以外力敲打轴端安装

效率标准以GB-18613-2012为准

噪音：1.空载最大A计权声功率级值L_{wA}(dB) (IC411单速三项笼型异步电动机)

2.中心高315mm以上的2、4极电机声功率级值指风扇结构为单向旋转的。其它值为双向旋转风扇结构。

外形图 Outline

外形及安装尺寸图

安装方式: IMB3（IM 1001）

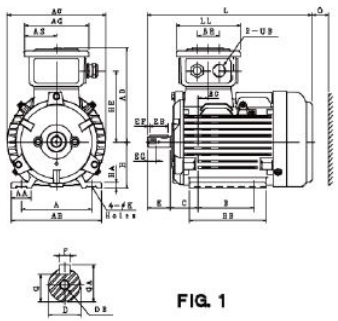

FIG. 1

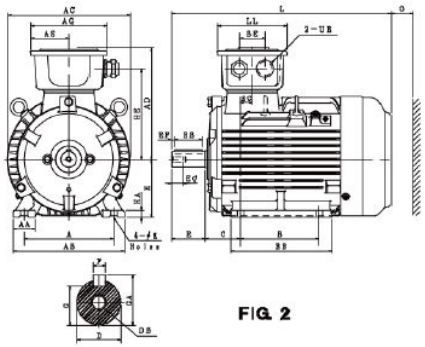

FIG. 2

单位：mm

输出 Output (kW) 2P	4P	6P	---	机座号 FRAME SIZE	FIG. NO.	A	AA	AB	AC	AD	AG	AS	B	BB	BC	BE	C	H	HA	HE
0.75	0.55	0.37	---	80M	1	125	34.5	161	177	163	125	67.5	100	137	18.5	40	50	80	10	123.5
1.1	0.75	0.55	---																	
1.5	1.1	0.75	---	90S		140	40	180	197	173	125	67.5	100	161	36	40	56	90	10	133.5
2.2	1.5	1.1	---	90L		140	40	180	197	173	125	67.5	125	186	36	40	56	90	10	133.5
3	2.2	1.5	---	100L	2	160	40	200	219	193	147	78.5	140	181	21	50	63	100	12	157
---	3	---	---																	
4	4	2.2	---	112M		190	45	235	235	200.5	147	78.5	140	186	28	50	70	112	13	164.5

机座号 FRAME SIZE	K	L	LL	O	UB	轴端 SHAFT EXTENSION D	E	EB	EF	EG	F	G	GA	DB	轴承 BEARING 驱动端 DE	非驱动端 ODE
80M	10	293	115	40	M20x1.5	19	40	32	4	16	6	15.5	21.5	M6	6204ZZ	6204ZZ
90S	10	344.5	115	40	M20x1.5	24	50	40	5	19	8	20	27	M8	6205ZZ	6205ZZ
90L	10	369.5	115	40	M20x1.5	24	50	40	5	19	8	20	27	M8	6205ZZ	6205ZZ
100L	12	392	125	50	M25X1.5	28	60	50	5	22	8	24	31	M10	6206ZZ	6206ZZ
112M	12	412.5	125	50	M25X1.5	28	60	50	5	22	8	24	31	M10	6306ZZ	6306ZZ

要求：安装联轴器或皮带轮请利用轴端攻牙压进迫入，禁止以外力敲打轴端安装

轴径D公差：ø19~ø28 j6

中心高：$H^{0}_{-0.5}$

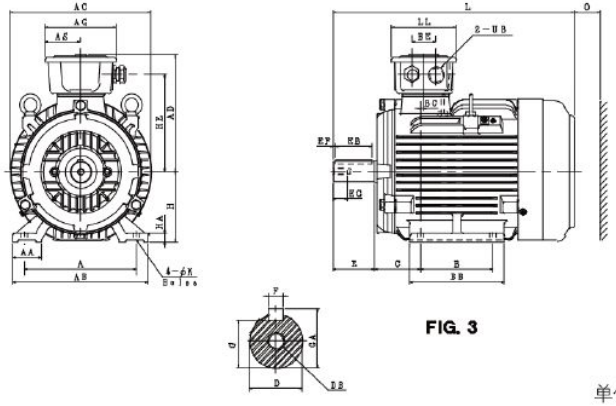

FIG. 3

单位：mm

输出 Output (kW) 2P	4P	6P	---	机座号 FRAME SIZE	FIG. NO.	A	AA	AB	AC	AD	AG	AS	B	BB	BC	BE	C	H	HA	HE	K	L
5.5	5.5	3	---	132S	3	216	57	263	273	218	147	78.5	140	184	6	50	89	132	16	182	12	466
7.5	---	---	---																			
---	7.5	4	---	132M		216	57	263	273	218	147	78.5	178	222	6	50	89	132	16	182	12	504
---	---	5.5	---																			

FRAME SIZE	LL	O	UB	轴端 SHAFT EXTENSION D	E	EB	EF	EG	F	G	GA	DB	轴承 BEARING 驱动端 DE	非驱动端 ODE
132S	125	50	M25x1.5	38	80	70	5	28	10	33	41	M12	6308ZZ	6306ZZ
132M	125	50	M25x1.5	38	80	70	5	28	10	33	41	M12	6308ZZ	6306ZZ

要求：安装联轴器或皮带轮请利用轴端攻牙压进迫入，禁止以外力敲打轴端安装

轴径D公差：ø38 k6

中心高：$H^{0}_{-0.5}$

外形图 Outline

外形及安装尺寸图

安装方式: IMB3（IM 1001）

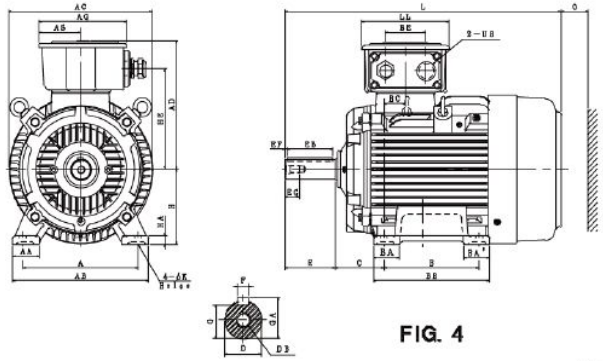

FIG. 4

单位：mm

输出 Output (kW) 2P	4P	6P	---	机座号 FRAME SIZE	FIG. NO.	A	AA	AB	AC	AD	AG	AS	B	BA	BA'	BB	BC	BE	C	H	HA	HE	K
11	11	7.5	---	160M	4	254	60	300	317	273	193	91.5	210	57.5	57.5	256	47	89	108	160	18	215	14.5
15	---	---	---																				
18.5	15	11	---	160L		254	60	300	317	273	193	91.5	254	57.5	101.5	300	47	89	108	160	18	215	14.5

机座号 FRAME SIZE	L	LL	O	UB	轴端 SHAFT EXTENSION D	E	EB	EF	EG	F	G	GA	DB	轴承 BEARING 驱动端 DE	非驱动端 ODE
160M	608	193	60	M32x1.5	42	110	100	5	36	12	37	45	M16	6309ZZ	6307ZZ
160L	652	193	60	M32x1.5	42	110	100	5	36	12	37	45	M16	6309ZZ	6307ZZ

要求：安装联轴器或皮带轮请利用轴端攻牙压进迫入，禁止以外力敲打轴端安装

轴径D公差：ϕ42 k6

中心高：$H^{+2}_{-0.5}$

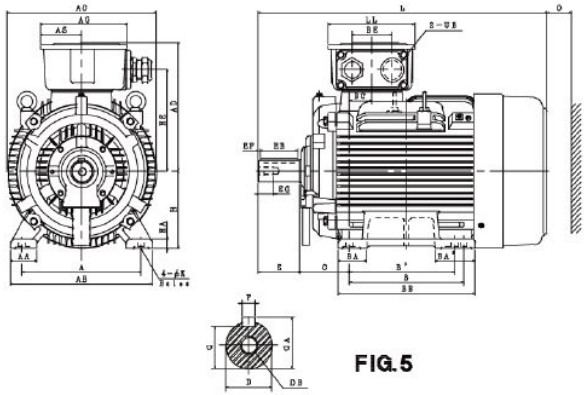

FIG.5

单位：mm

输出 Output (kW) 2P	4P	6P	---	机座号 FRAME SIZE	FIG. NO.	A	AA	AB	AC	AD	AG	AS	B	B'	BA	BA'	BB	BC	BE	C	H	HA
22	18.5	---	---	180M	5	279	65	330	354	299	193	91.5	241	---	62	62	292	39	89	121	180	20
---	22	15	---	180L		279	65	330	354	299	193	91.5	279	241	62	100	330	39	89	121	180	20
30 37	30	18.5 22	---	200L		318	70	378	398	332	231	110.5	305	---	76	76	365	60	106	133	200	24
---	37	---	---	225SC		356	75	431	449	358	231	110.5	286	---	90	90	350	37.5	106	149	225	28
45	---	---	---	225MA		356	75	431	449	358	231	110.5	311	286	90	115	375	37.5	106	149	225	28
---	45	30	---	225MC		356	75	431	449	358	231	110.5	311	286	90	115	375	37.5	106	149	225	28
55	---	---	---	250MA		406	85	480	499	400	255	122.5	349	---	105	105	425	57.5	119	168	250	30
---	55	37	---	250MC		406	85	480	499	400	255	122.5	349	---	105	105	425	57.5	119	168	250	30

机座号 FRAME SIZE	HE	K	L	LL	O	UB	轴端 SHAFT EXTENSION D	E	EB	EF	EG	F	G	GA	DB	轴承 BEARING 驱动端 DE	非驱动端 ODE
180M	241	14.5	672	193	70	M32x1.5	48	110	100	5	36	14	42.5	51.5	M16	(6311C3)	(6310C3)
180L	241	14.5	710	193	70	M32x1.5	48	110	100	5	36	14	42.5	51.5	M16	6311	6310
200L	262	18.5	770	231	80	M50x1.5	55	110	100	5	42	16	49	59	M20	(6312C3) 6312	(6212C3) 6212
225SC	288	18.5	816	231	90	M50x1.5	60	140	125	7.5	42	18	53	64	M20	(6312C3)	(6212C3)
225MA	288	18.5	811	231	90	M50x1.5	55	110	100	5	42	16	49	59	M20	6313	6213
225MC	288	18.5	841	231	90	M50x1.5	60	140	125	7.5	42	18	53	64	M20		
250MA	322	24	921	255	105	M63x1.5	60	140	125	7.5	42	18	53	64	M20	6313C3	6313C3
250MC	322	24	921	255	105	M63x1.5	65	140	125	7.5	42	18	58	69	M20	6315	6313

要求：安装联轴器或皮带轮请利用轴端攻牙压进迫入，禁止以外力敲打轴端安装

轴径D公差：ϕ48K6, ϕ55~ ϕ65 m6

中心高：$H^{+0}_{-0.5}$；（）内为2P轴承代号

外形图 Outline

外形及安装尺寸图

安装方式: IMB3（IM 1001）

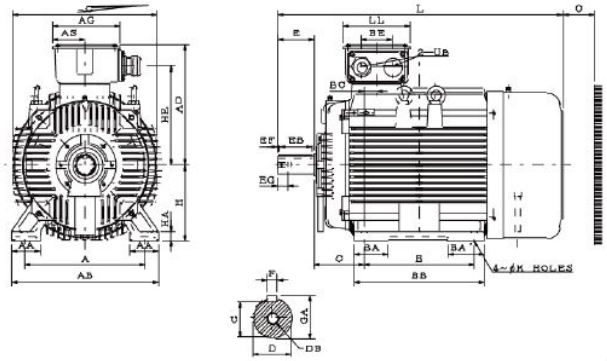

单位：mm

输出 Output (kW) 2P	4P	6P	机座号 FRAME SIZE	A	AA	AB	AC	AD	AG	AS	B	BA	BA'	BB	BC	BE	C	H	HA	HE
75	---	---	280SA	457	110	560	550	446	255	122.5	368	110	110	445	48	119	190	280	35	367
---	75	45	280SB	457	110	560	550	446	255	122.5	368	110	110	445	48	119	190	280	35	367
90	---	---	280MA	457	110	560	550	446	255	122.5	419	130	137	495	48	119	190	280	35	367
---	90	55	280MB	457	110	560	550	446	255	122.5	419	130	137	495	48	119	190	280	35	367

机座号 FRAME SIZE	K	L	LL	O	UB	轴端 SHAFT EXTENSION D	E	EB	EF	EG	F	G	GA	DB	轴承 BEARING 驱动端 DE	非驱动端 ODE
280SA	24	1037.5	255	140	M63X1.5	65	140	125	7.5	40	18	58	69	M20	6316C3	6314C3
280SB	24	1037.5	255	140	M63X1.5	75	140	125	7.5	40	20	67.5	79.5	M20	6318C3	6316C3
280MA	24	1087.5	255	140	M63X1.5	65	140	125	7.5	40	18	58	69	M20	6316C3	6314C3
280MB	24	1087.5	255	140	M63X1.5	75	140	125	7.5	40	20	67.5	79.5	M20	6318C3	6316C3

要求：安装联轴器或皮带轮请利用轴端攻牙压进迫入，禁止以外力敲打轴端安装
轴径D公差：m6；键F公差：h9
中心高：H$^{+0}_{-1}$

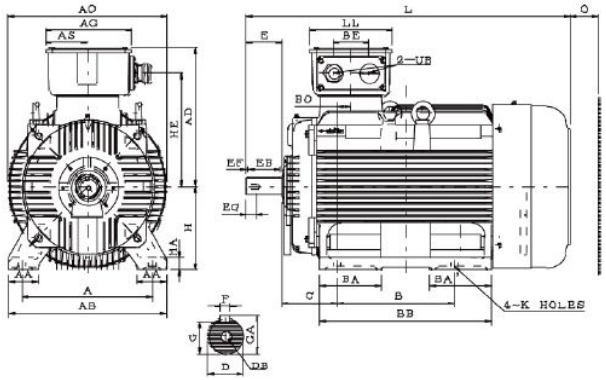

单位：mm

输出 Output (kW) 2P	4P	6P	机座号 FRAME SIZE	A	AA	AB	AC	AD	AG	AS	B	BA	BA'	BB	BC	BE	C	H	HA	HE
110	---	---	315SA	508	115	615	620	527.5	336	163	406	210	210	620	53	140	216	315	35	430
---	110	75	315SB	508	115	615	620	527.5	336	163	406	210	210	620	53	140	216	315	35	430
132 (160)	---	---	315MA	508	115	615	620	527.5	336	163	457	240	240	670	53	140	216	315	35	430
---	132 (160)	90 (110)	315MB	508	115	615	620	527.5	336	163	457	240	240	670	53	140	216	315	35	430

机座号 FRAME SIZE	K	L	LL	O	UB	轴端 SHAFT EXTENSION D	E	EB	EF	EG	F	G	GA	DB	轴承 BEARING 驱动端 DE	非驱动端 ODE
315SA	28	1216	322	180	M63X1.5	65	140	125	7.5	40	18	58	69	M20	6316C3	6314C3
315SB	28	1246	322	180	M63X1.5	80	170	160	5	40	22	71	85	M20	6320C3	6316C3
315MA	28	1266	322	180	M63X1.5	65	140	125	7.5	40	18	58	69	M20	6316C3	6314C3
315MB	28	1296	322	180	M63X1.5	80	170	160	5	40	22	71	85	M20	6320C3	6316C3

要求：安装联轴器或皮带轮请利用轴端攻牙压进迫入，禁止以外力敲打轴端安装
轴径D公差：m6；键F公差：h9
中心高：H$^{+0}_{-1}$

外形图 Outline

外形及安装尺寸图

安装方式: IMB3（IM 1001）

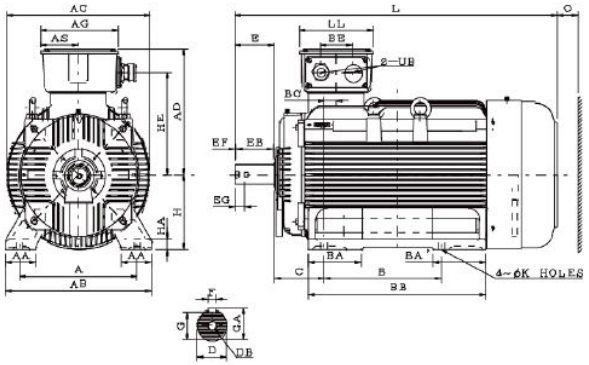

单位：mm

输出 Output (kW) 2P	4P	6P	机座号 FRAME SIZE	A	AA	AB	AC	AD	AG	AS	B	BA	BA'	BB	BC	BE	C	H	HA	HE
160 200	---	---	315LA	508	130	630	620	527.5	336	163	508	230	230	770	53	140	216	315	45	430
---	160 200	110 132 (160)	315LB	508	130	630	620	527.5	336	163	508	230	230	770	53	140	216	315	45	430

机座号 FRAME SIZE	K	L	LL	O	UB	轴端 SHAFT EXTENSION D	E	EB	EF	EG	F	G	GA	DB	轴承 BEARING 驱动端 DE	非驱动端 ODE
315LA	28	1366	322	180	M63X1.5	65	140	125	7.5	40	18	58	69	M20	6316C3	6314C3
315LB	28	1396	322	180	M63X1.5	80	170	160	5	40	22	71	85	M20	6320C3	6316C3

要求：安装联轴器或皮带轮请利用轴端攻牙压进迫入，禁止以外力敲打轴端安装

轴径D公差：m6；键F公差：h9

中心高：H^{+0}_{-1}

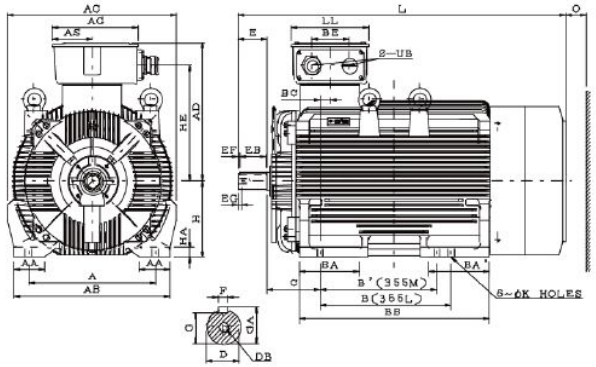

单位：mm

输出 Output (kW) 2P	4P	6P	机座号 FRAME SIZE	A	AA	AB	AC	AD	AG	AS	B	B'	BA	BA'	BB	BC	BE	C	H	HA
250	---	---	355MA	610	150	750	810	645	412	189	---	560	330	330	910	48	180	254	355	45
---	250	200	355MB	610	150	750	810	645	412	189	---	560	330	330	910	48	180	254	355	45
315	---	---	355LA	610	150	750	810	645	412	189	630	---	330	330	910	48	180	254	355	45
---	315	250	355LB	610	150	750	810	645	412	189	630	---	330	330	910	48	180	254	355	45

机座号 FRAME SIZE	HE	K	L	LL	O	UB	轴端 SHAFT EXTENSION D	E	EB	EF	EG	F	G	GA	DB	轴承 BEARING 驱动端 DE	非驱动端 ODE
355MA	540	28	1575	372	230	M72X2	75	140	125	7.5	40	20	67.5	79.5	M20	6318C3	6318C3
355MB	540	28	1605	372	230	M72X2	95	170	160	5	48	25	86	100	M24	6322C3	6322C3
355LA	540	28	1575	372	230	M72X2	75	140	125	7.5	40	20	67.5	79.5	M20	6318C3	6318C3
355LB	540	28	1605	372	230	M72X2	95	170	160	5	48	25	86	100	M24	6322C3	6322C3

要求：安装联轴器或皮带轮请利用轴端攻牙压进迫入，禁止以外力敲打轴端安装

轴径D公差：m6；键F公差：h9

中心高：H^{+0}_{-1}

外形图 Outline

外形及安装尺寸图

安装方式: IMB5（IM 3001）

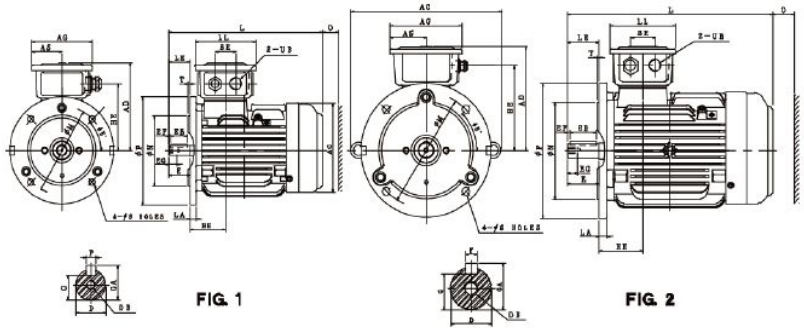

FIG. 1　　FIG. 2

单位：mm

输出 Output (kW) 2P	4P	6P	---	机座号 FRAME SIZE	FIG. NO.	法兰尺寸 FLANGE DIMENSION LA	LE	M	N	P	S	T	AC	AD	AG	AS	BE	HE	HH	L	LL
0.75	0.55	0.37	---	80M	1	12	40	165	130	200	12	3.5	177	163	125	67.5	40	123.5	68.5	293	115
1.1	0.75	0.55	---																		
1.5	1.1	0.75	---	90S	2	12	50	165	130	200	12	3.5	271	173	125	67.5	40	133.5	92	344.5	115
2.2	1.5	1.1	---	90L		12	50	165	130	200	12	3.5	271	173	125	67.5	40	133.5	92	369.5	115
3	2.2	1.5	---	100L		16	60	215	180	250	14.5	4	288.5	193	147	78.5	50	157	84	392	125
---	3	---	---																		
4	4	2.2	---	112M		15	60	215	180	250	14.5	4	306.5	200.5	147	78.5	50	164.5	98	412.5	125

机座号 FRAME SIZE	O	UB	轴端 SHAFT EXTENSION D	E	EB	EF	EG	F	G	GA	DB	轴承 BEARING 驱动端 DE	非驱动端 ODE
80M	40	M20X1.5	19	40	32	4	16	6	15.5	21.5	M6	6204ZZ	6204ZZ
90S	40	M20X1.5	24	50	40	5	19	8	20	27	M8	6205ZZ	6205ZZ
90L	40	M20X1.5	24	50	40	5	19	8	20	27	M8	6205ZZ	6205ZZ
100L	50	M25X1.5	28	60	50	5	22	8	24	31	M10	6206ZZ	6206ZZ
112M	50	M25X1.5	28	60	50	5	22	8	24	31	M10	6306ZZ	6306ZZ

要求：安装联轴器或皮带轮请利用轴端攻牙压进迫入，禁止以外力敲打轴端安装
轴径D公差：ø19~ø28 j6；引导N公差：j6

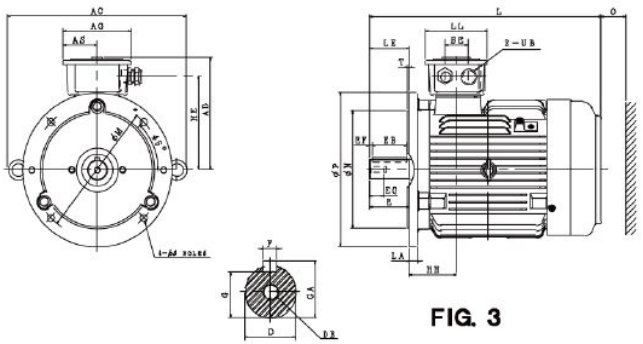

FIG. 3

单位：mm

输出 Output (kW) 2P	4P	6P	---	机座号 FRAME SIZE	FIG. NO.	法兰尺寸 FLANGE DIMENSION LA	LE	M	N	P	S	T	AC	AD	AG	AS	BE	HE	HH	L	LL	O
5.5	5.5	3	---	132S	3	16	80	265	230	300	14.5	4	360	218	147	78.5	50	182	95	466	125	50
7.5	---	---	---																			
---	7.5	4	---	132M		16	80	265	230	300	14.5	4	360	218	147	78.5	50	182	95	504	125	50
---	---	5.5	---																			

机座号 FRAME SIZE	UB	轴端 SHAFT EXTENSION D	E	EB	EF	EG	F	G	GA	DB	轴承 BEARING 驱动端 DE	非驱动端 ODE
132S	M25X1.5	38	80	70	5	28	10	33	41	M12	6308ZZ	6308ZZ
132M	M25X1.5	38	80	70	5	28	10	33	41	M12	6308ZZ	6308ZZ

要求：安装联轴器或皮带轮请利用轴端攻牙压进迫入，禁止以外力敲打轴端安装
轴径D公差：ø38 k6；引导N公差：j6

外形图 Outline

外形及安装尺寸图

安装方式: IMB5（IM 3001）

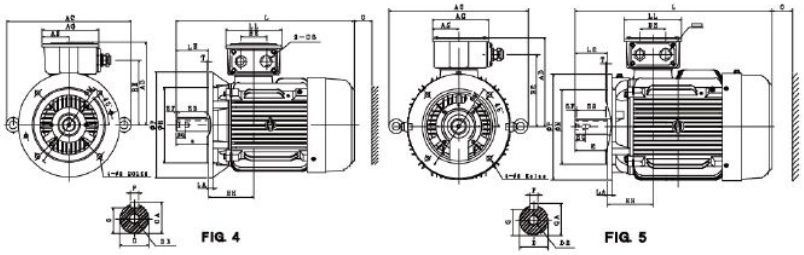

FIG. 4　　FIG. 5

单位：mm

输出 Output (kW) 2P	4P	6P	---	机座号 FRAME SIZE	FIG. NO.	法兰尺寸 FLANGE DIMENSION LA	LE	M	N	P	S	T	AC	AD	AG	AS	BE	HE	HH	L	LL	O
11	11	7.5	---	160M	4	15	110	300	250	350	18.5	5	427	273	193	91.5	89	215	155	608	193	60
15	---	---	---																			
18.5	15	11	---	160L		15	110	300	250	350	18.5	5	427	273	193	91.5	89	215	155	652	193	60
22	18.5	---	---	180M	5	15	110	300	250	350	18.5	5	476	299	193	91.5	89	241	160	672	193	70
---	22	15	---	180L		15	110	300	250	350	18.5	5	476	299	193	91.5	89	241	160	710	193	70

机座号 FRAME SIZE	UB	轴端 SHAFT EXTENSION D	E	EB	EF	EG	F	G	GA	DB	轴承 BEARING 驱动端 DE	非驱动端 ODE
160M	M32X1.5	42	110	100	5	36	12	37	45	M16	6309ZZ	6307ZZ
160L	M32X1.5	42	110	100	5	36	12	37	45	M16	6309ZZ	6307ZZ
180M	M32X1.5	48	110	100	5	36	14	42.5	51.5	M16	(6311C3)	(6310C3)
180L	M32X1.5	48	110	100	5	36	14	42.5	51.5	M16	6311	6310

要求：安装联轴器或皮带轮请利用轴端攻牙压进迫入，禁止以外力敲打轴端安装
轴径D公差：Ø42~ Ø48 k6；引导N公差：j6；( ) 内为2P轴承代号

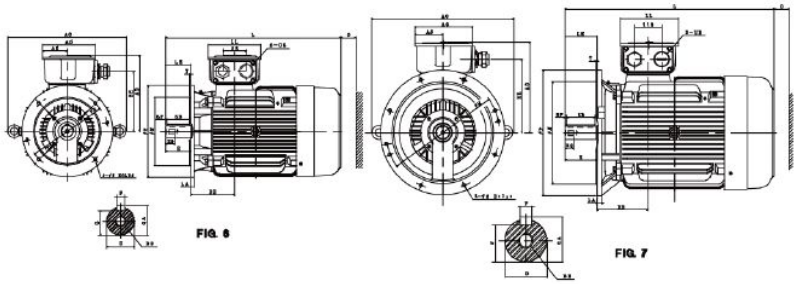

FIG. 6　　FIG. 7

单位：mm

输出 Output (kW) 2P	4P	6P	---	机座号 FRAME SIZE	FIG. NO.	法兰尺寸 FLANGE DIMENSION LA	LE	M	N	P	S	T	AC	AD	AG	AS	BE	HE	HH	L
30 37	30	18.5 22	---	200L	6	17	110	350	300	400	18.5	5	524	332	231	110.5	106	262	193	770
---	37	---	---	225SC	7	20	140	400	350	450	18.5	5	574	358	231	110.5	106	288	186.5	816
45	---	---	---	225MA		20	110	400	350	450	18.5	5	574	358	231	110.5	106	288	186.5	811
---	45	30	---	225MC		20	140	400	350	450	18.5	5	574	358	231	110.5	106	288	186.5	841
55	---	---	---	250MA		22	140	500	450	550	18.5	5	642	400	255	122.5	119	322	225.5	921
---	55	37	---	250MC		22	140	500	450	550	18.5	5	642	400	255	122.5	119	322	225.5	921

机座号 FRAME SIZE	LL	O	UB	轴端 SHAFT EXTENSION D	E	EB	EF	EG	F	G	GA	DB	轴承 BEARING 驱动端 DE	非驱动端 ODE
200L	231	80	M50X1.5	55	110	100	5	42	16	49	59	M20	(6312C3) 6312	(6212C3) 6212
225SC	231	90	M50X1.5	60	140	125	7.5	42	18	53	64	M20	(6312C3)	(6212C3)
225MA	231	90	M50X1.5	55	110	100	5	42	16	49	59	M20	6313	6213
225MC	231	90	M50X1.5	60	140	125	7.5	42	18	53	64	M20		
250MA	255	105	M63X1.5	60	140	125	7.5	42	18	53	64	M20	6313C3	6313C3
250MC	255	105	M63X1.5	65	140	125	7.5	42	18	58	69	M20	6315	6313

要求：安装联轴器或皮带轮请利用轴端攻牙压进迫入，禁止以外力敲打轴端安装
轴径D公差：Ø65~ Ø65 m6；引导N公差：j6；( ) 内为2P轴承代号

外形图 Outline

安装方式: IMB5（IM 3001）

外形及安装尺寸图

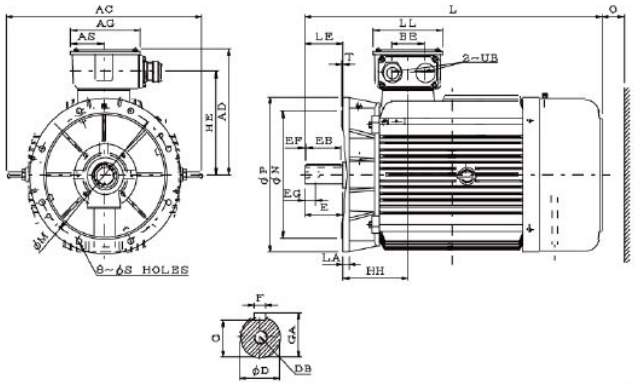

单位：mm

输出 Output (kW)			机座号 FRAME	法兰尺寸 FLANGE DIMENSION							AC	AD	AG	AS	BE	HE	HH	L	LL	O
2P	4P	6P	SIZE	LA	LE	M	N	P	S	T										
75	---	---	280SA	22	140	500	450	550	18.5	5	717	446	255	122.5	119	367	238	1037.5	255	140
---	75	45	280SB	22	140	500	450	550	18.5	5	717	446	255	122.5	119	367	238	1037.5	255	140
90	---	---	280MA	22	140	500	450	550	18.5	5	717	446	255	122.5	119	367	238	1087.5	255	140
---	90	55	280MB	22	140	500	450	550	18.5	5	717	446	255	122.5	119	367	238	1087.5	255	140

座机号 FRAME SIZE	UB	轴端 SHAFT EXTENSION									轴承 BEARING	
		D	E	EB	EF	EG	F	G	GA	DB	驱动端 DE	非驱动端 ODE
280SA	M63X1.5	65	140	125	7.5	40	18	58	69	M20	6316C3	6314C3
280SB	M63X1.5	75	140	125	7.5	40	20	67.5	79.5	M20	6318C3	6316C3
280MA	M63X1.5	65	140	125	7.5	40	18	58	69	M20	6316C3	6314C3
280MB	M63X1.5	75	140	125	7.5	40	20	67.5	79.5	M20	6318C3	6316C3

要求：安装联轴器或皮带轮请利用轴端攻牙压进迫入，禁止以外力敲打轴端安装
轴径D公差：m6；引导N公差：js6；键宽F公差：h9

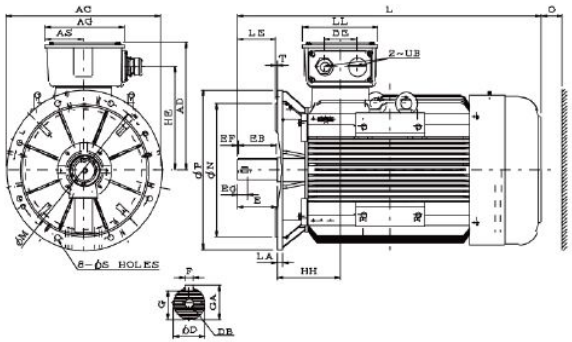

单位：mm

输出 Output (kW)			机座号 FRAME	法兰尺寸 FLANGE DIMENSION							AC	AD	AG	AS	BE	HE	HH	L	LL	O
2P	4P	6P	SIZE	LA	LE	M	N	P	S	T										
110	---	---	315SA	25	140	600	550	660	24	6	660	527	336	163	140	430	269	1216	322	180
---	110	75	315SB	25	170	600	550	660	24	6	660	527	336	163	140	430	269	1246	322	180
132 (160)	---	---	315MA	25	140	600	550	660	24	6	660	527	336	163	140	430	269	1266	322	180
---	132 (160)	90 (110)	315MB	25	170	600	550	660	24	6	660	527	336	163	140	430	269	1296	322	180

机座号 FRAME SIZE	UB	轴端 SHAFT EXTENSION									轴承 BEARING	
		D	E	EB	EF	EG	F	G	GA	DB	驱动端 DE	非驱动端 ODE
315SA	M63X1.5	65	140	125	7.5	40	18	58	69	M20	6316C3	6314C3
315SB	M63X1.5	80	170	160	5	40	22	71	85	M20	6320C3	6316C3
315MA	M63X1.5	65	140	125	7.5	40	18	58	69	M20	6316C3	6314C3
315MB	M63X1.5	80	170	160	5	40	22	71	85	M20	6320C3	6316C3

要求：安装联轴器或皮带轮请利用轴端攻牙压进迫入，禁止以外力敲打轴端安装
轴径D公差：m6；引导N公差：js6；键宽F公差：h9

外形图 Outline

外形及安装尺寸图

安装方式: V1（IM 3011）

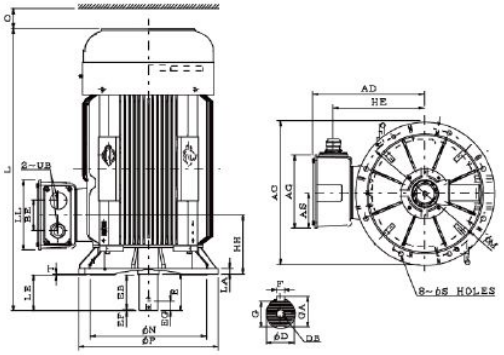

单位：mm

输出 Output (kW)			机座号 FRAME SIZE	法兰尺寸 FLANGE DIMENSION							AC	AD	AG	AS	BE	HE	HH	L	LL	O
2P	4P	6P		LA	LE	M	N	P	S	T										
160 200	---	---	315LA	25	140	600	550	660	24	6	660	527	336	163	140	430	269	1366	322	180
---	160 200	110 132 (160)	315LB	25	170	600	550	660	24	6	660	527	336	163	140	430	269	1396	322	180

机座号 FRAME SIZE	UB	轴端 SHAFT EXTENSION									轴承 BEARING	
		D	E	EB	EF	EG	F	G	GA	DB	驱动端 DE	非驱动端 ODE
315LA	M63X1.5	65	140	125	7.5	40	18	58	69	M20	7316C3	6314C3
315LB	M63X1.5	80	170	160	5	40	22	71	85	M20	6320C3	6316C3

要求：安装联轴器或皮带轮请利用轴端攻牙压进迫入，禁止以外力敲打轴端安装
轴径D公差：m6；引导N公差：js6；键宽F公差：h9

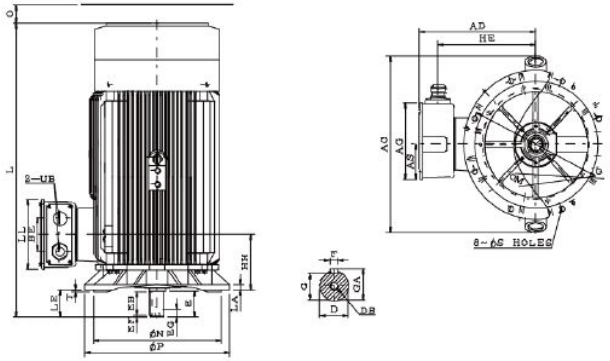

单位：mm

输出 Output (kW)			机座号 FRAME SIZE	法兰尺寸 FLANGE DIMENSION							AC	AD	AG	AS	BE	HE	HH	L	LL	O
2P	4P	6P		LA	LE	M	N	P	S	T										
250	---	---	355MA	30	140	740	680	800	24	6	980	645	412	189	180	540	302	1575	372	230
---	250	200	355MB	30	170	740	680	800	24	6	980	645	412	189	180	540	302	1605	372	230
315	---	---	355LA	30	140	740	680	800	24	6	980	645	412	189	180	540	302	1575	372	230
---	315	250	355LB	30	170	740	680	800	24	6	980	645	412	189	180	540	302	1605	372	230

机座号 FRAME SIZE	UB	轴端 SHAFT EXTENSION									轴承 BEARING	
		D	E	EB	EF	EG	F	G	GA	DB	驱动端 DE	非驱动端 ODE
355MA	M72X2	75	140	125	7.5	40	20	67.5	79.5	M20	7318C3	6318C3
355MB	M72X2	95	170	160	5	48	25	86	100	M24	7322C3	6322C3
355LA	M72X2	75	140	125	7.5	40	20	67.5	79.5	M20	7318C3	6318C3
355LB	M72X2	95	170	160	5	48	25	86	100	M24	7322C3	6322C3

要求：安装联轴器或皮带轮请利用轴端攻牙压进迫入，禁止以外力敲打轴端安装
轴径D公差：m6；引导N公差：js6；键宽F公差：h9

外形图 Outline

外形及安装尺寸图

安装方式: B35（IM 2001）

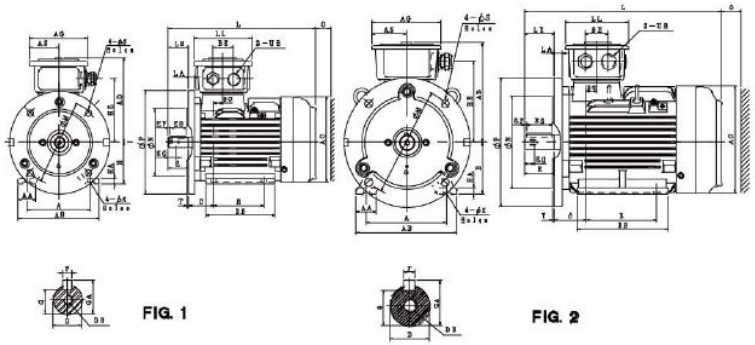

FIG. 1　　FIG. 2

单位：mm

输出 Output (kW) 2P	4P	6P	---	机座号 FRAME SIZE	FIG. NO.	法兰尺寸 FLANGE DIMENSION LA	LE	M	N	P	S	T	A	AA	AB	AC	AD	AG	AS	HA	B	BB	BC	BE	C	H
0.75	0.55	0.37	---	80M	1	12	40	165	130	200	12	3.5	125	34.5	161	177	163	125	67.5	10	100	137	18.5	40	50	80
1.1	0.75	0.55	---																							
1.5	1.1	0.75	---	90S	2	12	50	165	130	200	12	3.5	140	40	180	197	173	125	67.5	10	100	161	36	40	56	90
2.2	1.5	1.1	---	90L		12	50	165	130	200	12	3.5	140	40	180	197	173	125	67.5	10	125	186	36	40	56	90
3	2.2	1.5	---	100L		16	60	215	180	250	14.5	4	160	40	200	219	193	147	78.5	12	140	181	21	50	63	100
---	3	---	---																							
4	4	2.2	---	112M		15	60	215	180	250	14.5	4	190	45	235	235	206.5	147	78.5	13	140	186	28	50	70	112

机座号 FRAME SIZE	HE	K	L	LL	O	UB	轴端 SHAFT EXTENSION D	E	EB	EF	EG	F	G	GA	DB	轴承 BEARING 驱动端 DE	非驱动端 ODE
80M	123.5	10	293	115	40	M20x1.5	19	40	32	4	16	6	15.5	21.5	M8	6204ZZ	6204ZZ
90S	133.5	10	344.5	115	40	M20x1.5	24	50	40	5	19	8	20	27	M8	6205ZZ	6205ZZ
90L	133.5	10	369.5	115	40	M20x1.5	24	50	40	5	19	8	20	27	M8	6205ZZ	6205ZZ
100L	157	12	392	125	50	M25x1.5	28	60	50	5	22	8	24	31	M10	6206ZZ	6206ZZ
112M	164.5	12	412.5	125	50	M25x1.5	28	60	50	5	22	8	24	31	M10	6306ZZ	6306ZZ

要求：安装联轴器或皮带轮请利用轴端攻牙压进迫入，禁止以外力敲打轴端安装
轴径D公差：ø19~ø28 j6　引导N公差：j6
中心高：$H^{+2}_{-0.5}$

Website | http://www.tecochina.net

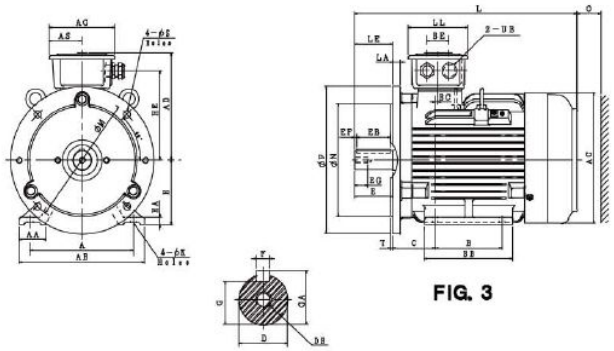

FIG. 3

单位：mm

输出 Output (kW) 2P	4P	6P	---	机座号 FRAME SIZE	FIG. NO.	法兰尺寸 FLANGE DIMENSION LA	LE	M	N	P	S	T	A	AA	AB	AC	AD	AG	AS	B	BB	BC	BE	C	H
5.5	5.5	3	---	132S	3	16	80	265	230	300	14.5	4	216	57	263	273	218	147	78.5	140	184	6	50	89	132
7.5	---	---	---																						
---	7.5	4	---	132M		16	80	265	230	300	14.5	4	216	57	263	273	218	147	78.5	178	222	6	50	89	132
---	---	5.5	---																						

机座号 FRAME SIZE	HA	HE	K	L	LL	O	UB	轴端 SHAFT EXTENSION D	E	EB	EF	EG	F	G	GA	DB	轴承 BEARING 驱动端 DE	非驱动端 ODE
132S	16	182	12	466	125	50	M25x1.5	38	80	70	5	28	10	33	41	M12	6308ZZ	6306ZZ
132M	16	182	12	504	125	50	M25x1.5	38	80	70	5	28	10	33	41	M12	6308ZZ	6306ZZ

要求：安装联轴器或皮带轮请利用轴端攻牙压进迫入，禁止以外力敲打轴端安装
轴径D公差：ø38 k6；引导N公差：j6
中心高：$H^{+0}_{-0.5}$

Website | http://www.tecochina.net

外形图 Outline

外形及安装尺寸图

安装方式: B35（IM 2001）

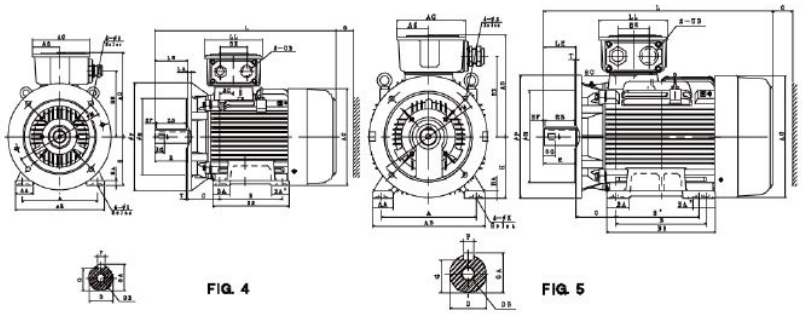

FIG. 4　　FIG. 5

单位：mm

输出 Output (kW) 2P	4P	6P	---	机座号 FRAME SIZE	FIG. NO.	法兰尺寸 FLANGE DIMENSION LA	LE	M	N	P	S	T	A	AA	AB	AC	AD	AG	AS	B	BA	BA'	BB	BC	BE	C
11	11	7.5	---	160M	4	15	110	300	250	350	18.5	5	254	60	300	317	273	193	91.5	210	57.5	57.5	256	38	89	108
15	---	---	---																							
18.5	15	11	---	160L		15	110	300	250	350	18.5	5	254	60	300	317	273	193	91.5	254	57.5	101.5	300	38	89	108
22	18.5	---	---	180M	5	15	110	300	250	350	18.5	5	279	65	330	354	299	193	91.5	241	62	62	292	39	89	121
---	22	15	---	180L		15	110	300	250	350	18.5	5	279	65	330	351	299	193	91.5	279	62	100	330	39	89	121

机座号 FRAME SIZE	H	HA	HE	K	L	LL	O	UB	轴端 SHAFT EXTENSION D	E	EB	EF	EG	F	G	GA	DB	轴承 BEARING 驱动端 DE	非驱动端 ODE
160M	160	18	215	14.5	608	193	60	M32x1.5	42	110	100	5	36	12	37	45	M16	6309ZZ	6307ZZ
160L	160	18	215	14.5	652	193	60	M32x1.5	42	110	100	5	36	12	37	45	M16	6309ZZ	6307ZZ
180M	180	20	241	14.5	672	193	70	M32x1.5	48	110	100	5	36	14	42.5	51.5	M16	(6311C3)	(6310C3)
180L	180	20	241	14.5	710	193	70	M32x1.5	48	110	100	5	36	14	42.5	51.5	M16	6311	6310

要求：安装联轴器或皮带轮请利用轴端攻牙压进迫入，禁止以外力敲打轴端安装
轴径D公差：Ø42~ Ø48 k6；引导N公差：j6
中心高：$H^{+0.5}_{-0.5}$；（ ）内为2P轴承代号

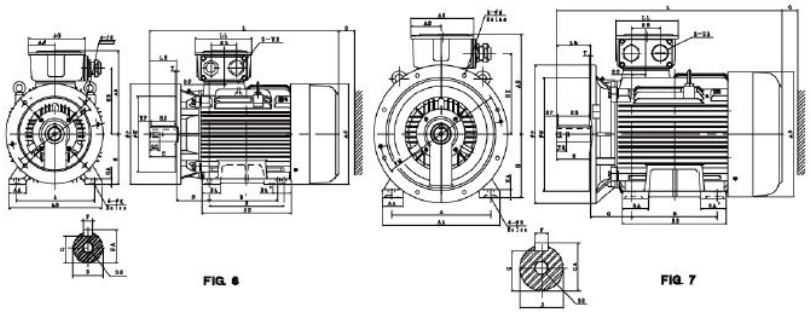

FIG. 6　　FIG. 7

单位：mm

输出 Output (kW) 2P	4P	6P	---	机座号 FRAME SIZE	FIG. NO.	法兰尺寸 FLANGE DIMENSION LA	LE	M	N	P	S	T	A	AA	AB	AC	AD	AG	AS	B	B'	BA	BA'	BB	BC
30/37	30	18.5/22	---	200L	6	17	110	350	300	400	18.5	5	318	70	378	398	332	231	110.5	305	---	76	76	365	60
---	37	---	---	225SC	7	20	140	400	350	450	18.5	5	356	75	431	449	358	231	110.5	286	---	90	90	350	37.5
45	---	---	---	225MA		20	110	400	350	450	18.5	5	356	75	431	449	358	231	110.5	311	286	90	115	375	37.5
---	45	30	---	225MC		20	140	400	350	450	18.5	5	356	75	431	449	358	231	110.5	311	286	90	115	375	37.5
55	---	---	---	250MA		22	140	500	450	550	18.5	5	406	85	480	498	400	255	122.5	349	---	105	105	425	57.5
---	55	37	---	250MC		22	140	500	450	550	18.5	5	406	85	480	498	400	255	122.5	349	---	105	105	425	57.5

机座号 FRAME SIZE	BE	C	H	HA	HE	K	L	LL	O	UB	轴端 SHAFT EXTENSION D	E	EB	EF	EG	F	G	GA	DB	轴承 BEARING 驱动端 DE	非驱动端 ODE
200L	106	133	200	24	262	18.5	770	231	80	M50x1.5	55	110	100	5	42	16	49	59	M20	(6312C3) 6312	(6212C3) 6212
225SC	106	149	225	28	288	18.5	816	231	90	M50x1.5	60	140	125	7.5	42	18	53	64	M20	(6312C3)	(6212C3)
225MA	106	149	225	28	288	18.5	811	231	90	M50x1.5	55	110	100	5	42	16	49	59	M20	6313	6213
225MC	106	149	225	28	288	18.5	841	231	90	M50x1.5	60	140	125	7.5	42	18	53	64	M20		
250MA	119	168	250	30	322	24	921	255	105	M63x1.5	60	140	125	7.5	42	18	53	64	M20	(6313C3)	(6313C3)
250MC	119	168	250	30	322	24	921	255	105	M63x1.5	65	140	125	7.5	42	18	58	69	M20	6315	6313

要求：安装联轴器或皮带轮请利用轴端攻牙压进迫入，禁止以外力敲打轴端安装
轴径D公差：Ø55~ Ø65 k6；引导N公差：j6
中心高：$H^{+0.5}_{-0.5}$；（ ）内为2P轴承代号

外形图 Outline

外形及安装尺寸图

安装方式: B35（IM 2001）

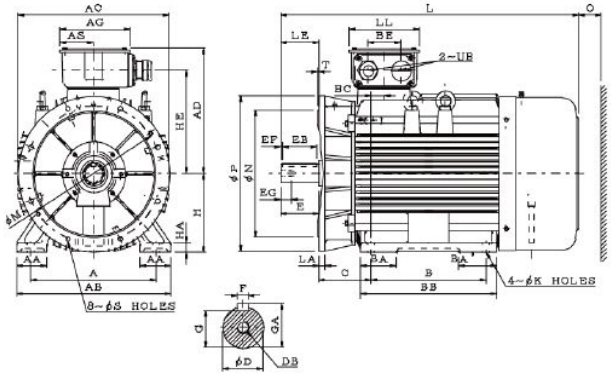

单位：mm

输出 Output (kW)			机座号 FRAME	法兰尺寸 FLANGE DIMENSION							A	AA	AB	AC	AD	AG	AS	B	BA	BA'	BB	BC	BE
2P	4P	6P	SIZE	LA	LE	M	N	P	S	T													
75	---	---	280SA	22	140	500	450	550	18.5	5	457	110	560	550	446	255	122.5	368	110	110	445	48	119
---	75	45	280SB	22	140	500	450	550	18.5	5	457	110	560	550	446	255	122.5	368	110	110	445	48	119
90	---	---	280MA	22	140	500	450	550	18.5	5	457	110	560	550	446	255	122.5	419	130	137	495	48	119
---	90	55	280MB	22	140	500	450	550	18.5	5	457	110	560	550	446	255	122.5	419	130	137	495	48	119

机座号 FRAME SIZE	C	H	HA	HE	K	L	LL	O	UB	轴端 SHAFT EXTENSION									轴承 BEARING	
										D	E	EB	EF	EG	F	G	GA	DB	驱动端 DE	非驱动端 ODE
280SA	190	280	35	367	24	1037.5	255	140	M63X1.5	65	140	125	7.5	40	18	58	69	M20	6316C3	6314C3
280SB	190	280	35	367	24	1037.5	255	140	M63X1.5	75	140	125	7.5	40	20	67.5	79.5	M20	6318C3	6316C3
280MA	190	280	35	367	24	1087.5	255	140	M63X1.5	65	140	125	7.5	40	18	58	69	M20	6316C3	6314C3
280MB	190	280	35	367	24	1087.5	255	140	M63X1.5	75	140	125	7.5	40	20	67.5	79.5	M20	6318C3	6316C3

要求：安装联轴器或皮带轮请利用轴端攻牙压迫入，禁止以外力敲打轴端安装
轴径D公差：m6；引导N公差：JS6；键宽F公差：h9
中心高：H^{+0}_{-1}

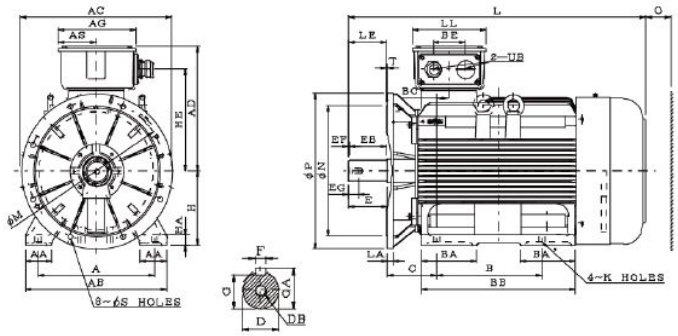

单位：mm

输出 Output (kW)			机座号 FRAME	法兰尺寸 FLANGE DIMENSION							A	AA	AB	AC	AD	AG	AS	B	BA	BA'	BB	BC	BE
2P	4P	6P	SIZE	LA	LE	M	N	P	S	T													
110	---	---	315SA	25	140	600	550	660	24	6	508	115	615	660	527.5	336	163	406	210	210	620	53	140
---	110	75	315SB	25	170	600	550	660	24	6	508	115	615	660	527.5	336	163	406	210	210	620	53	140
132 (160)	---	---	315MA	25	140	600	550	660	24	6	508	115	615	660	527.5	336	163	457	240	240	670	53	140
---	132 (160)	90 (110)	315MB	25	170	600	550	660	24	6	508	115	615	660	527.5	336	163	457	240	240	670	53	140

机座号 FRAME SIZE	C	H	HA	HE	K	L	LL	O	UB	轴端 SHAFT EXTENSION									轴承 BEARING	
										D	E	EB	EF	EG	F	G	GA	DB	驱动端 DE	非驱动端 ODE
315SA	216	315	35	430	28	1216	322	180	M63X1.5	65	140	125	7.5	40	18	58	69	M20	6316C3	6314C3
315SB	216	315	35	430	28	1246	322	180	M63X1.5	80	170	160	5	40	22	71	85	M20	6320C3	6316C3
315MA	216	315	35	430	28	1266	322	180	M63X1.5	65	140	125	7.5	40	18	58	69	M20	6316C3	6314C3
315MB	216	315	35	430	28	1296	322	180	M63X1.5	80	170	160	5	40	22	71	85	M20	6320C3	6316C3

要求：安装联轴器或皮带轮请利用轴端攻牙压迫入，禁止以外力敲打轴端安装
轴径D公差：m6；引导N公差：Js6；键宽F公差：h9
中心高：H^{+0}_{-1}

外形图 Outline

外形及安装尺寸图

安装方式: B35（IM 2001）

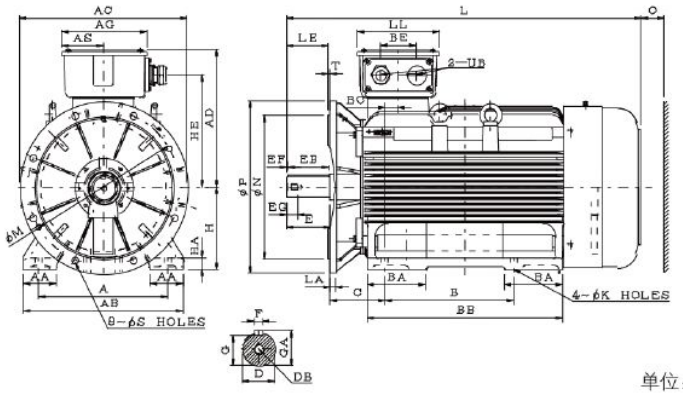

单位：mm

输出 Output (kW)			机座号 FRAME	法兰尺寸 FLANGE DIMENSION							A	AA	AB	AC	AD	AG	AS	B	BA	BA'	BB	BC	BE
2P	4P	6P	SIZE	LA	LE	M	N	P	S	T													
160 200	---	---	315LA	25	140	600	550	660	24	6	508	130	630	660	527.5	336	163	508	230	230	770	53	140
---	160 200	110 132 (160)	315LB	25	170	600	550	660	24	6	508	130	630	660	527.5	336	163	508	230	230	770 -	53	140

机座号 FRAME SIZE	C	H	HA	HE	K	L	LL	O	UB	轴端 SHAFT EXTENSION									轴承 BEARING	
										D	E	EB	EF	EG	F	G	GA	DB	驱动端 DE	非驱动端 ODE
315LA	216	315	45	430	28	1366	322	180	M63X1.5	65	140	125	7.5	40	18	58	69	M20	6316C3	6314C3
315LB	216	315	45	430	28	1396	322	180	M63X1.5	80	170	160	5	40	22	71	85	M20	6320C3	6316C3

要求：安装联轴器或皮带轮清利用轴端攻牙压进迫入，禁止以外力敲打轴端安装
轴径D公差：m6；引导N公差：js6；键宽F公差：h9
中心高：H $^{+2}_{-1}$

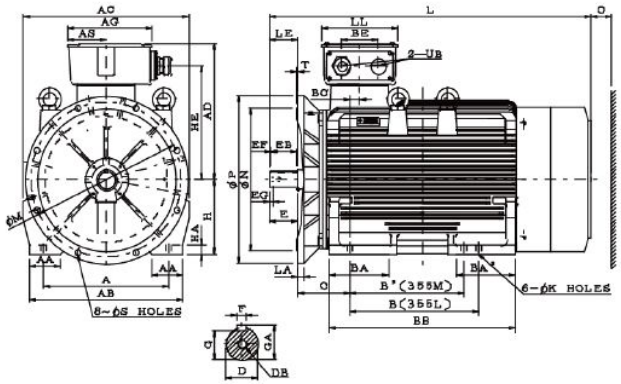

单位：mm

输出 Output (kW)			机座号 FRAME	法兰尺寸 FLANGE DIMENSION							A	AA	AB	AC	AD	AG	AS	B	B'	BA	BA'	BB	BC	BE
2P	4P	6P	SIZE	LA	LE	M	N	P	S	T														
250	---	---	355MA	30	140	740	680	800	24	6	610	150	750	810	645	412	189	---	560	330	330	910	48	180
---	250	200	355MB	30	170	740	680	800	24	6	610	150	750	810	645	412	189	---	560	330	330	910	48	180
315	---	---	355LA	30	140	740	680	800	24	6	610	150	750	810	645	412	189	630	---	330	330	910	48	180
---	315	250	355LB	30	170	740	680	800	24	6	610	150	750	810	645	412	189	630	---	330	330	910	48	180

机座号 FRAME SIZE	C	H	HA	HE	K	L	LL	O	UB	轴端 SHAFT EXTENSION									轴承 BEARING	
										D	E	EB	EF	EG	F	G	GA	DB	驱动端 DE	非驱动端 ODE
355MA	254	355	45	540	28	1575	372	230	M72X2	75	140	125	7.5	40	20	67.5	79.5	M20	6318C3	6318C3
355MB	254	355	45	540	28	1605	372	230	M72X2	95	170	160	5	48	25	86	100	M24	6322C3	6322C3
355LA	254	355	45	540	28	1575	372	230	M72X2	75	140	125	7.5	40	20	67.5	79.5	M20	6318C3	6318C3
355LB	254	355	45	540	28	1605	372	230	M72X2	95	170	160	5	48	25	86	100	M24	6322C3	6322C3

要求：安装联轴器或皮带轮清利用轴端攻牙压进迫入，禁止以外力敲打轴端安装
轴径D公差：m6；引导N公差：js6；键宽F公差：h9
中心高：H $^{+2}_{-1}$