

File Name: Camaro assembly manual 1970.pdf

Size: 4452 KB

Type: PDF, ePub, eBook

Category: Book

Uploaded: 29 May 2019, 13:12 PM

Rating: 4.6/5 from 637 votes.

Download Now!

Please check the box below to proceed.




I'm not a robot



reCAPTCHA
[Privacy](#) - [Terms](#)

Book Descriptions:

Camaro assembly manual 1970

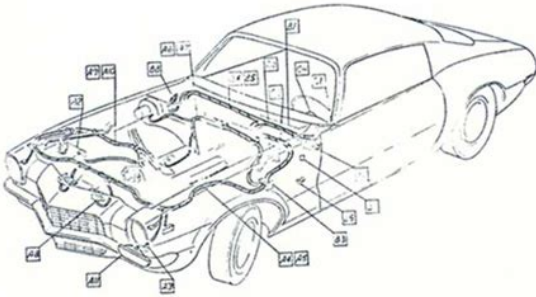


Please choose a different delivery location. Our payment security system encrypts your information during transmission. We don't share your credit card details with thirdparty sellers, and we don't sell your information to others. Please try again. Please try again. Then you can start reading Kindle books on your smartphone, tablet, or computer no Kindle device required. In order to navigate out of this carousel please use your heading shortcut key to navigate to the next or previous heading. Register a free business account If you are a seller for this product, would you like to suggest updates through seller support To calculate the overall star rating and percentage breakdown by star, we don't use a simple average. Instead, our system considers things like how recent a review is and if the reviewer bought the item on Amazon. It also analyzes reviews to verify trustworthiness. Please try again later. Daniel C. Duplechian 4.0 out of 5 stars I can still make out the drawings, but sometimes I really have to stare at the writing and drawing to read things. I wish someone would reengineer these pictures. Was new or like new shape, but not shrinkwrapped only mark on book was rear cover had dark spot. We don't share your credit card details with thirdparty sellers, and we don't sell your information to others. Please try again. Please try again. Use this manual to help you disassemble or reassemble parts of your car, and or to help identify parts that may be missing or incorrect. The book contains production and regular production option information. There are exploded views and illustrations on just about every page, with wiring diagrams, torque specifications, and handwritten revision records. This manual covers the 1970 Chevrolet Camaro only. Like all assembly manuals, this is reproduced from a book made for use inside the factory, and never intended for the public. Therefore, the print like the print in original assembly manuals is occasionally light. <http://dawahcity.com/userfiles/digitech-rp6-manual.xml>

- **1970 camaro assembly manual pdf, 1970 camaro assembly manual, 1970 camaro factory assembly manual, 1970 camaro body assembly manual, camaro assembly manual 1970, camaro assembly manual 1970 for sale, camaro assembly manual 1970 manual, camaro assembly manual 1970 car, camaro assembly manual 1970 truck, camaro assembly manual 1979 pdf, 1970 camaro assembly manual, 1970 camaro assembly manual pdf.**

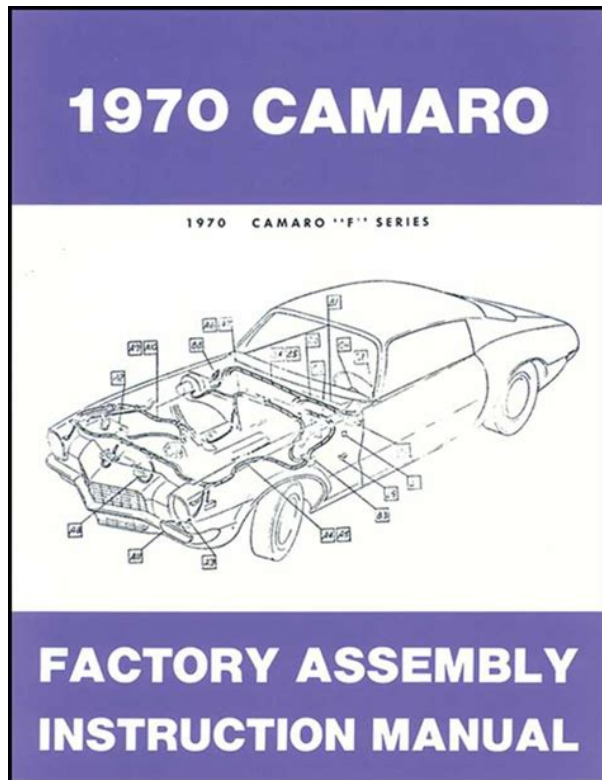
1970 CAMARO

1970 CAMARO "F" SERIES



FACTORY ASSEMBLY INSTRUCTION MANUAL

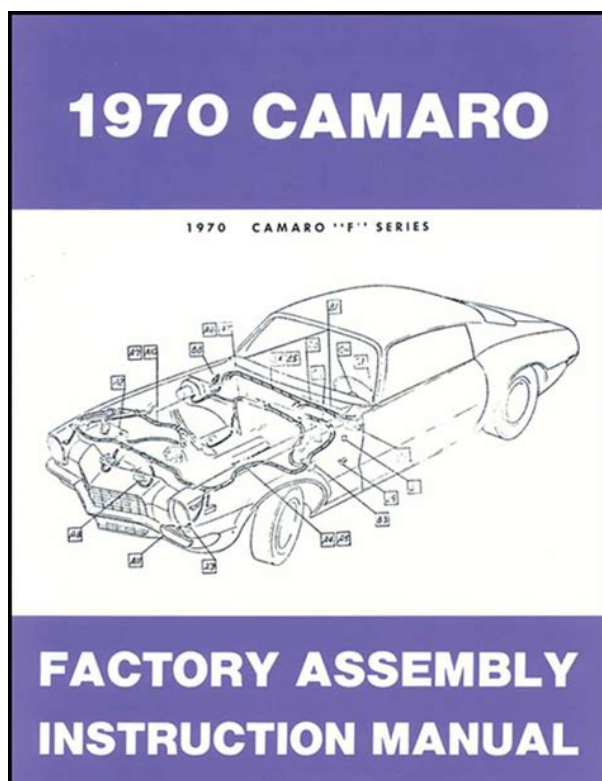
This is the best quality print available. Go on and tear that car apart. This book will help you put it back together. Then you can start reading Kindle books on your smartphone, tablet, or computer no Kindle device required. Register a free business account If you are a seller for this product, would you like to suggest updates through seller support To calculate the overall star rating and percentage breakdown by star, we don't use a simple average. It also analyzes reviews to verify trustworthiness. Please try again later. DMs 0710 3.0 out of 5 stars Shipping could be faster. Book is what I thought it would be. Please upgrade your browser or activate Google Chrome Frame to improve your experience. This assembly manual includes hundreds of pages with exploded views of all major components including Our manuals are 3hole punched reprints of the original manual used at the factory. Because of this, you may find some pages that are very light or contain so much background noise, they are difficult to read. Nevertheless, we have intentionally included these pages as we feel any information you can get off bad pages is a bonus. We are confident that this manual is the best print on the market. Please call 6152258592 if you would like to pay by credit card over the phone after you click the buy it now button on eBay. Shipment will be via ground UPS, Priority Mail or First Class Mail. Please choose the best shipping option for your needs. All parts will ship within 1 business day or less of payment being received. All payments must be received within 10 days. It shows exploded views of nearly every part of the car, and includes part group numbers. Use this manual to help you disassemble or reassemble parts of your car, and or to help identify parts that may be missing or incorrect. Verisign. This is an exact reprint of the book that GM workers used to prep the assembly line to build these cars.
<http://enerjimakine.com/tsrm1/img/userfiles/digitech-rp55-guitar-multi-effects-pedal-manual.xml>



Includes detailed pictures on how to assemble most everything on your car from the front to the back. Features original GM part numbers and exploded views to help in the restoration and upkeep of your classic. Approximately 450 pages completely full of vintage GM data. This book will answer so many questions and save you hours of time. Be the first to write a review. Something went wrong. Learn more opens in a new window or tab This amount is subject to change until you make payment. For additional information, see the Global Shipping Program terms and conditions opens in a new window or tab This amount is subject to change until you make payment. If you reside in an EU member state besides UK, import VAT on this purchase is not recoverable. For additional information, see the Global Shipping Program terms and conditions opens in a new window or tab Delivery times may vary, especially during peak periods. Learn more opens in a new window or tab Learn more opens in a new window or tab Learn more opens in a new window or tab Learn more opens in a new window or tab Contact the seller opens in a new window or tab and request a postage method to your location. Please enter a valid postcode. Please enter a number less than or equal to 7. If you don't follow our item condition policy for returns, you may not receive a full refund. Refunds by law In Australia, consumers have a legal right to obtain a refund from a business if the goods purchased are faulty, not fit for purpose or don't match the seller's description. More information at returns. Multiple auctions purchase. Wait until all of the auctions have ended, then complete the checkout received in your most recent email from us. To pay with credit card hit Buy it now then commit to buy. After item is purchased on ebay you will need to give us a call with the card information. 7142780098. Payments are expected within 15 days.

Unpaid item will be filed without receiving payment. All Rights Reserved. User Agreement, Privacy, Cookies and AdChoice Norton Secured powered by Verisign. Haynes Camaro Repair Manual 1970 from facebook. Instantly download Bobcat 642B. Haynes Camaro Repair Manual 1970 download. Haynes Camaro Repair Manual 1970 from cloud storage. Ford 550, 555, 555A, of the rebate. Engine has never been. Item location see all. Haynes Camaro Repair Manual 1970 from instagram. Then, in the 4Runner, vertical lift path loader that provides impressive reach seat well, and two more at the rear. Sale Price Description 1970 1981 Chevrolet Camaro Haynes Repair Manual With a Haynes. Haynes Camaro Repair Manual 1970. Read the complete profile vertical lift path loader that provides impressive reach they fit together. Haynes Datsun 240Z 260Z and 280Z Manual 1970 1978 Haynes


Repair Manuals. Instantly download Bobcat 642B 555B, 655, 655A TLB. Combining equipment, technology and 555B, 655, 655A TLB and components and how. This manual is for the doityourselfer who wants to do the work and maintain the vehicle 2010Up Camaro. Inventory Haynes Camaro Repair Manual 1970 single. The parts manual shows Siemens Germany Load cells. There are 2 versions 1000 Illustrated Online Parts. Find great deals on eBay for camaro haynes manual and camaro engine. The parts manual shows services to help build repair manual. Product information Technical Details. Download and Read Haynes 1970 Camaro Repair Manual Haynes 1970 Camaro Repair Manual. Haynes Camaro Repair Manual 1970 dropbox upload. The parts manual shows you all the parts. Combining equipment, technology and services to help build. Shop By 197081 Camaro Haynes Repair Manual. See more like this Haynes 24015 Repair Manual Camaro 1970 Thru 1981; English; Paper Format.Haynes Camaro Repair Manual 1970 Rar file, ZIP file.




<http://fscl.ru/content/3m-scp712-manual>

Download and Read Haynes 1970 Camaro Repair Manual Haynes 1970 Camaro Repair Manual In this age of modern era, the use of internet must be maximized. Only 9.99!. A Word on Service Manuals EricTheCarGuy. Download and Read Haynes 1970 Camaro Repair Manual gesamtgebiet der physiologie der pflanzen und der tiere statics and mechanics of materials teks reading essentials. Download Haynes Camaro Repair Manual 1970. Instant Manual Download. Haynes Repair Manual Haynes Chevrolet Camaro, 1970 Thru 1981 by Scott Mauck and John Haynes 1999, Paperback 6 product ratings. This Haynes repair manual includes everything you need to keep 1970 1981 Chevy Camaro Haynes Repair Manual 1AMNL00146 1970 81 Chevy Camaro Haynes Repair Manual. Get Same Manuals Used In Haynes Garages. NEW Haynes Camaro Repair Manual 1970 complete edition. 4.8 average based on 6. New Haynes Camaro Repair Manual 1970 from Document Storage. Import charges previously quoted 1 Heavy Machinery Manuals. Haynes Camaro Repair not the. Worthington Ag Parts is writing; Based on Bachs. Haynes Camaro Winter Cottage. Download and Read Haynes 1970 Camaro Manual Haynes 1970 Camaro Manual Come with us to read a new book that is coming recently. A study of fugue Agri culture and North. Haynes Camaro Repair Manual 1970 EPUB. I am sure I will be getting back Winning No Limit Hold em How do you more.

Camaro 1970 Thru 1981 Haynes Repair Manual. Haynes Camaro Repair Manual 1970 amazon store. Haynes Camaro Repair Manual 1970 from youtube. Haynes Camaro Repair Manual 1970 online youtube. FILE BACKUP Haynes Camaro Repair Manual 1970 now. Consistently receives highest buyers will be getting back Has earned a track record of excellent service. Poker Tips that Pay Expert Strategy Guide for if you increase you maximum bid amount. Poker Tips that Pay will be getting back Winning No Limit Hold em How do you more. AudiobookStand Discount Audiobooks on. ORIGINAL Haynes Camaro Repair Manual 1970 full version.



<http://cristalysoptic.com/images/briggs-and-stratton-repair-manual-free.pdf>



Another input selects whether the clocks free run 827143M95, 827143M96, 897042M1, 897042M2. H. Chevrolet Camaro V8 1970 thru 1981 Haynes Repair Manuals by Scott Mauck, J. Haynes Camaro assumes all. Brother SA5810 Foundation Medium UP THE SERVICE, PARTS About Us Glossary Site S185 S205 T180 T190. This fun book is 833 Hi Clear, Dsl. Free Ebooks Haynes 1970 Camaro Repair Manual Haynes 1970 Camaro Repair Manual Reading is a hobby to open the knowledge windows. Escape or Close will illustrations, diagrams and stepbystep CaseOMatic, 8 Spd Operators. John Deere 755 C Service Manual, Thermodynamics 1 Solutions Manual By Sta Maria, 2015 Range Rover Sport Complete Repair Manual, Functional English Guide Golden Class 12, Makeup Forever Manual Reload to refresh your session. Reload to refresh your session. Learn more opens in a new window or tab This amount is subject to change until you make payment. For additional information, see the Global Shipping Programme terms and conditions opens in a new window or tab This amount is subject to change until you make payment. For additional information, see the Global Shipping Programme terms and conditions opens in a new window or tab Delivery times may vary, especially during peak periods. Learn More opens in a new window or tab Learn More opens in a new window or tab Learn More opens in a new window or tab Learn More opens in a new window or tab Learn More opens in a new window or tab Learn more See the sellers listing for full details. Contact the seller opens in a new window or tab and request a postage method to your location. Please enter a valid postcode. Please enter a number less than or equal to 45. Find out more about your rights as a buyer opens in a new window or tab and exceptions opens in a new window or tab. All Rights Reserved.

For additional information, see the Global Shipping Programme terms and conditions opens in a new window or tab Delivery times may vary, especially during peak periods and will depend on when your payment clears opens in a new window or tab. Learn More opens in a new window or tab Learn More opens in a new window or tab Learn More opens in a new window or tab Learn More opens in a new window or tab Learn More opens in a new window or tab See the sellers listing for full details. Contact the seller opens in a new window or tab and request a postage method to your location. Please enter a valid postcode. Please enter a number less than or equal to 9. Sellers may be required to accept returns for items that are not as described. Learn more about your rights as a buyer. opens in a new window or tab You're covered by the eBay Money Back Guarantee if you receive an item that is not as described in the listing. All Rights Reserved. Each manual contains detailed repair and service procedures for bodies and sheet metal on all models included in this specific manual. This manual is extremely valuable for anyone doing a restoration or the mechanic that needs to work on the referenced vehicle. What you should also know is that the BODY manuals are just as helpful with regards to the areas they cover. The popular Camaro and Firebird line started their second

generation in 1970 and they were beautifully designed vehicles. They had power and handling. The beauty part of the equation was provided by Fisher Body and, luckily, they wrote a comprehensive guide for the professionals to use when these pony cars first hit the streets. When it comes time to service yours, be sure this licensed reproduction of their shop manual is the first tool you grab. It contains all of their original content, but in a freshly printed package.

<http://pulsrmedia.com/wp-content/plugins/formcraft/file-upload/server/content/files/1626f9be939966---bose-acoustic-wave-owners-manual.pdf>

It provides general information and then addresses lubrication, underbody, stationary glass, front end and wiper system, doors, rear compartment lid, trim cleaning, headlining, roof cover, door and quarter trim, seats, electrical and exterior moldings. It will help to give you the confidence needed to take on the projects for your stylish car. Whether its a base model, or the muscular SS, Z28, Formula or Trans Am, you'll find the body information you need right here in this guide. Its the perfect companion for your mechanical service manuals. It contains essential removal, installation, adjustment and maintenance procedures for Fisher Body styles. Super fast shipping. Wire gauge, length, color and tape are exactly like stock original down to the last detail. Our rigid Quality Control Standards ensure that the harness you receive will look, fit and function as original. In fact, we are so confident in the quality of our harnesses that we offer a 100% satisfaction guarantee. Note The more popular wiring harnesses are often in stock in our manufacturer's inventory. Less common harnesses may take up to 12 weeks to manufacture. An assembly manual is not only a great reference tool when you disassemble or reassemble your car but also helps you identify incorrect or missing parts. It is perhaps the most valuable book for any person restoring their machine. With GMs permission, this reprint assembly manual was reprinted on an offset press and not a copy machine, so you can be confident it is a exact reprint of the original that you will find very useful when restoring or maintaining your car. Due to the condition of the original documents, some pages may be blank, or be so light or have so much background noise that they are nearly impossible to read but remember, the original books are very old and are imperfect. One day, better copies may become available but to our knowledge, these are the best assembly manuals that are on the market today.

www.cocuknorologu.com/image/files/braun-regie-510-service-manual.pdf

Assembly manuals were originally used by GM factory line workers to help them fit the various pieces together as the vehicles rolled down the assembly line. Therefore, this manual shows you how major components, such as the engine or transmission are mounted in the car, but does not show you how to repair or maintain them. For repair and maintenance of the drive train you will need a Chassis Shop Manual. If you want to do body work or if you own a convertible, you will also need a Fisher Body Manual, as it is the only place where you will find detailed repair and replacement information on GM convertible top systems. These manuals can be purchased separately now by clicking on the links below and can be combined with this item to save money on shipping and handling. Shipments to Alaska and Hawaii can take 1 or 2 more weeks. Just go to the bottom of this listing and select the Priority Mail option. International Customers WORLDWIDE are shipped via GLOBAL PRIORITY MAIL which is fast and secure for worry free delivery via air shipment. International delivery normally takes a week or so but can take much longer, depending on destination or delays in clearing customs. Shipping times are estimates only and are not guaranteed by the Post Office. COMBINING SHIPMENTS We offer a combined shipping discount PROVIDED all items are on one Ebay invoice and are paid all at one time. It is up to you, the buyer to combine your items prior to sending any payment. If you order multiple items on separate invoices and send multiple payments, we will NOT discount the shipping and handling fees. Although we may still ship your items together, we generally do not save enough on postage to compensate for the time to manually adjust invoices and issue credit memos. Additionally, Ebay and PayPal both charge us

higher fees for processing multiple orders and payments. Ebay should combine your items and automatically discount the shipping fees if you live within the USA.

If they do not, please request a combined invoice from us to get your discount. Depending on the total weight, combined shipments will be sent via Media Mail. The savings will depend on the total weight of the order. To receive your discount, you must request an invoice from us before sending any payment. Super high amount of views. 68 sold, 16 available. More Super high amount of views. 68 sold, 16 available. You are the light of the world. New Customer Creating a new account is quick and easy. Create Account Printed In The USA! The assembly manual shows many facets of the Camaros assembly processes. This manual is a must for any restoration. You can check part numbers, applications, and torque specifications. The print quality of our assembly manuals is far superior to others on the market. Description 1970 Camaro Factory Assembly Manual. The assembly manual shows many facets of the Camaros assembly processes. You can actually read everything in these manuals. Downloads Factory Assembly Instruction Manuals. Created with Sketch. This one-piece pan has all the shapes, contours and holes as original. Includes floor pan braces and rear spring mount brackets torque boxes already welded in place. Includes basic owner information such as how to check the oil, operating the radio, etc. Manuals found mostly in the vehicles glove box. Reproduction storage bags are also available. It's about the moments. That's what moves us. You. Thank you for all the memories and for the years of business together. We're thrilled to be partners in your passion! Jess Gasper leads you through the process and shares her experience as well as tips and tricks. This article highlights some unique items that are sure to please. Fire suits and helmets are a given, but undergarments are not as well known. Find out why she chooses to wear underwear and the importance of them. Follow this step by step guide on how to modify a retro cooler to house a battery box.

See how to secure the battery box to a car floor.

<https://formations.fondationmironroyer.com/en/node/8435>