


**Features and Benefits**

Category 6 Patch Cords are constructed of 4-pair 24 AWG cable. Each patch cord end is assembled with modular RJ-45 plugs and color matched, anti-snap strain relief boots.

- 4-pair stranded cable
- Pre-terminated with 8-position RJ-45
- Anti-snap boot design
- Available in varied lengths
- Available in a variety of internationally recognized RAL colors



Patch Cord with Strain Relief Boot

Commercial Standards

ETL Verified
TIA/EIA-568-B.1
TIA/EIA-568-B.2
TIA/EIA-568-B.2-1
FCC Part 68 and IEC 60603-7

Mechanical Characteristics - Cable

Conductor size: 24 AWG stranded bare copper
Max O.D.: 5.6mm (.22")
Jacket: PVC
Temperature range: -20°C to +60°C

Mechanical Characteristics - Plug

Operating life: Minimum 750 insertion cycles
Contact material: Copper alloy
Contact plating: 50µ" Gold/100µ" Nickel
Approvals: UL, CSA

Electrical Characteristics - Plug

Max voltage: 150 VAC (max)
Max current: 1.5A @ 25°C
Operating temperature: -40°C to 85°C

Reference Information

Parts List

- Category 6 Patch Cord

3 ft. Category 6 Patch Cord Worst Case (in -dB)

Frequency (MHz)	NEXT LIMIT	NEXT	Return Loss LIMIT	Return Loss
1	65.00	94.00	19.80	30.70
4	65.00	85.90	21.60	33.40
8	65.00	78.90	22.50	32.70
10	65.00	77.30	22.80	32.50
16	62.60	74.30	23.40	31.30
20	60.70	73.20	23.70	31.30
25	58.80	72.40	23.90	31.00
31.25	56.70	70.30	23.00	31.30
62.5	50.90	64.30	20.00	25.60
100	47.00	63.20	18.00	24.40
200	41.10	46.30	14.90	17.50
250	39.20	42.50	14.00	18.20

ORDERING INFORMATION

Order No.	Description
PCD-00200-**-	1 ft. Category 6 Patch Cord with Strain Relief Boot
PCD-00201-**-	3 ft. Category 6 Patch Cord with Strain Relief Boot
PCD-00202-**-	5 ft. Category 6 Patch Cord with Strain Relief Boot
PCD-00203-**-	7 ft. Category 6 Patch Cord with Strain Relief Boot
PCD-00204-**-	10 ft. Category 6 Patch Cord with Strain Relief Boot
PCD-00205-**-	15 ft. Category 6 Patch Cord with Strain Relief Boot
PCD-00206-**-	25 ft. Category 6 Patch Cord with Strain Relief Boot

Insert color code in place of ** in part number when ordering Patch Cords:

OC = Red (RAL 3020), OH = Blue (RAL 5015), BK = Black (RAL 9017), OW = White (RAL 9016), OE = Grey (RAL 9002), OK = Yellow (RAL 1023), OP = Purple (RAL 4005), ON = Orange (RAL 2003), OJ = Green (RAL 6024)

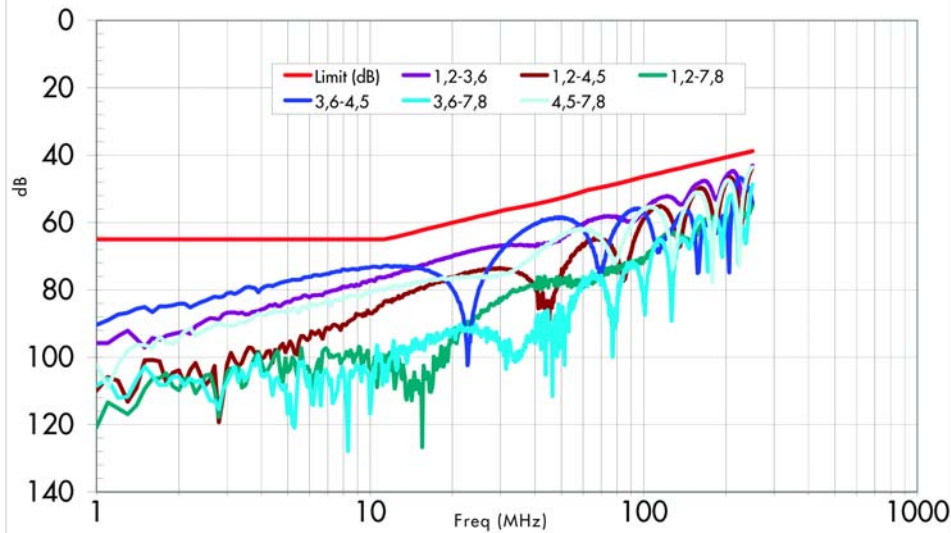
**MOLEX PREMISE NETWORKS**

Molex Premise Networks
Corporate Headquarters
New Hampshire, USA
Tel: 1 603 324 0200
www.molexpn.com

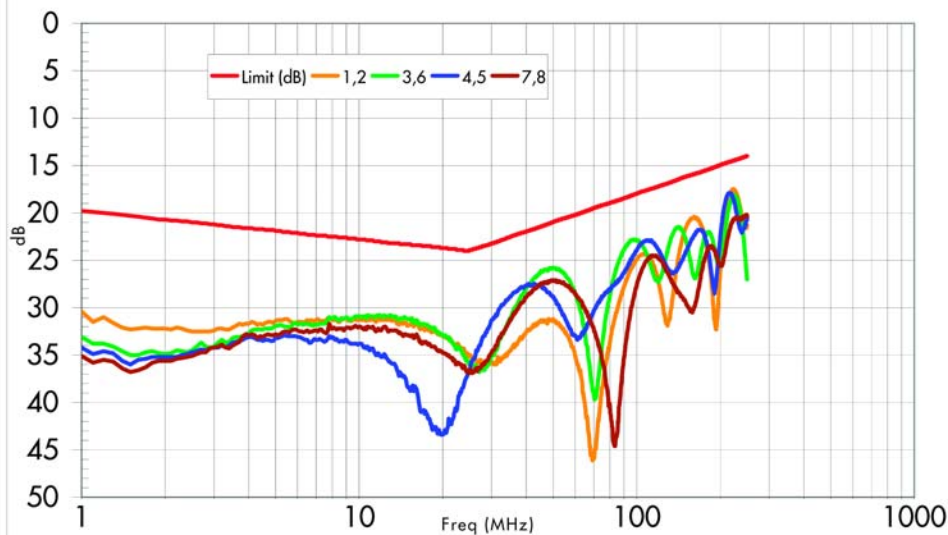
European Headquarters
Hampshire, England
Tel: 44 (0) 1489 527111
www.molexpn.co.uk

Pac Rim Headquarters
Victoria, Australia
Tel: 61 3 9971 7111
www.molexpn.com.au

Category 6 Patch Cord - NEXT (Typical)



Category 6 Patch Cord - RETURN LOSS (Typical)

**MOLEX PREMISE NETWORKS**

Molex Premise Networks
Corporate Headquarters
New Hampshire, USA
Tel: 1 603 324 0200
www.molexpn.com

European Headquarters
Hampshire, England
Tel: 44 (0) 1489 527111
www.molexpn.co.uk

Pac Rim Headquarters
Victoria, Australia
Tel: 61 3 9971 7111
www.molexpn.com.au