




SLD10 Series – 10A Non-Isolated DC/DC Converter
5V, 3.3V Input
Dual Output



Features

- Two independently regulated outputs
- Efficiency in excess of 90%
- 10A of combined output current at 65°C and 200LFM
- Flexible output load distribution
- Output overcurrent protection
- Remote ON/OFF
- Output voltage trim adjust for each output
- Straight and right angle pins configurations

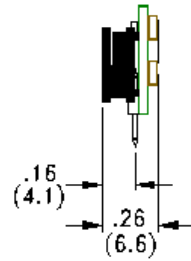
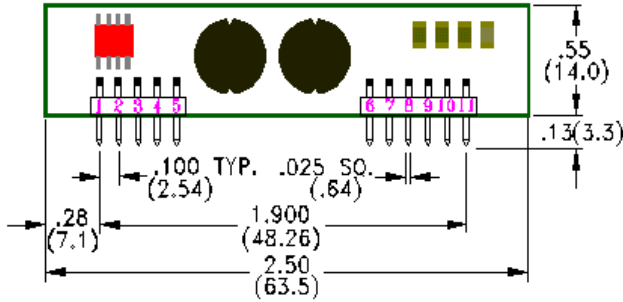
Description

The **SLD10** series of DC/Dc converters provide two independently regulated low-voltage outputs from a single 3.3V or 5V input. Each output can provide up to 6A of output current and has an independent feedback loop and an independent trim function. These non-isolated point-of-load converters are through hole mounted. High efficiency, low space requirements, and flexible loading characteristics make these converters ideal multivoltage sources for powering ASICs.

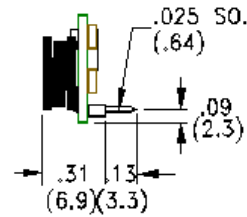
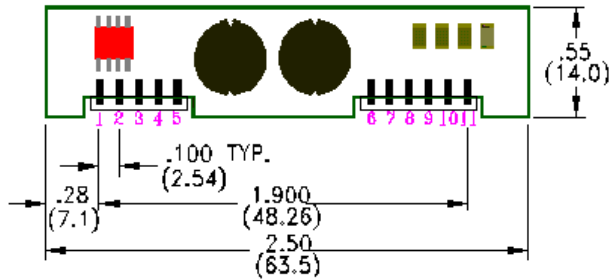
3.3V Input					5 V Input				
3.3V input Model	Input voltage range, VDC	Vout1, VDC	Vout2, VDC	Eff. %	5V input Model	Input voltage range, VDC	Vout1, VDC	Vout2, VDC	Eff. %
SLD10UDD	3.0-3.6	2.5	2.5	92	SLD10VEE	4.5-5.5	3.3	3.3	93
SLD10UDC	3.0-3.6	2.5	2.0	92	SLD10VED	4.5-5.5	3.3	2.5	93
SLD10UDB	3.0-3.6	2.5	1.8	92	SLD10VEC	4.5-5.5	3.3	2.0	92
SLD10UDA	3.0-3.6	2.5	1.5	90	SLD10VEB	4.5-5.5	3.3	1.8	92
SLD10UDY	3.0-3.6	2.5	1.2	89	SLD10VEA	4.5-5.5	3.3	1.5	91
SLD10UCC	3.0-3.6	2.0	2.0	91	SLD10VEY	4.5-5.5	3.3	1.2	91
SLD10UCB	3.0-3.6	2.0	1.8	90	SLD10VDD	4.5-5.5	2.5	2.5	92
SLD10UCA	3.0-3.6	2.0	1.5	89	SLD10VDC	4.5-5.5	2.5	2.0	91
SLD10UCY	3.0-3.6	2.0	1.2	88	SLD10VDB	4.5-5.5	2.5	1.8	91
SLD10UBB	3.0-3.6	1.8	1.8	89	SLD10VDA	4.5-5.5	2.5	1.5	90
SLD10UBA	3.0-3.6	1.8	1.5	88	SLD10VDY	4.5-5.5	2.5	1.2	89
SLD10UBY	3.0-3.6	1.8	1.2	87	SLD10VCC	4.5-5.5	2.0	2.0	90
SLD10UAA	3.0-3.6	1.5	1.5	87	SLD10VCB	4.5-5.5	2.0	1.8	90
SLD10UAY	3.0-3.6	1.5	1.2	86	SLD10VCA	4.5-5.5	2.0	1.5	89
SLD10UYY	3.0-3.6	1.2	1.2	85	SLD10VCY	4.5-5.5	2.0	1.2	88
<p><i>Both outputs of the SLD10U and SLD10V can be loaded up to six (6) amps each.</i></p> <p><i>Note: The maximum combined output is ten (10) amps.</i></p>					SLD10VBB	4.5-5.5	1.8	1.8	89
					SLD10VBA	4.5-5.5	1.8	1.5	88
					SLD10VBY	4.5-5.5	1.8	1.2	87
					SLD10VAA	4.5-5.5	1.5	1.5	87
					SLD10VAY	4.5-5.5	1.5	1.2	86
					SLD10VYY	4.5-5.5	1.2	1.2	85

SLD10 Series – 10A Non-Isolated DC/DC Converter
5V, 3.3V Input
Dual Output

Mechanical Drawing – Dimensions shown in inches (millimeters)



Pin	Function
1	Vin
2	GND
3	GND
4	Trim2
5	Vout2
6	Vout1
7	Trim1
8	GND
9	GND
10	ON/OFF
11	Vin



Tolerances:

.xx = ± 0.020" (0.5mm)

.xxx = ± 0.010" (0.25mm)

Ordering Information

Options	Suffixes to add to part number
Pin Configuration	Straight (top drawing) - Standard, no suffix required
	Right Angle (bottom drawing) - Add "R" suffix

Notes

1. Consult factory for the complete list of available options.
2. Power-One products are not authorized for use as critical components in life support systems, equipment used in hazardous environments, or nuclear control systems without the express written consent of the President of Power-One, Inc.
3. Specifications are subject to change without notice.

Copyright © Each Manufacturing Company.

All Datasheets cannot be modified without permission.

This datasheet has been download from :

www.AllDataSheet.com

100% Free DataSheet Search Site.

Free Download.

No Register.

Fast Search System.

www.AllDataSheet.com