

864 Stainless Steel Fireback Installation

SKU # 96100263

Compatibility

- 864 TRV
- 864 HH
- 864 GS

Packing List

- Rear Fireback
- (2) Side Firebacks
- Floor Fireback



The firebacks are shipped in vinyl to prevent marring the surface of the stainless steel. Remove the vinyl prior to installation. **Wear clean gloves when installing the firebacks** to prevent fingerprints on the surface (or use a rag or paper towel to handle the firebacks).



COLORATION AND CLEANING: These stainless steel firebacks will obtain a slight “patina” (brown tint) after use. Do not clean the firebacks. This patina becomes consistent. Any cleaning may lead to unequal coloring. If soot forms on the fireback, we recommend brushing it off with a soft cloth or brush. If any marks require cleaning, we recommend a damp cloth – make sure to wipe the fireback with the grain to preserve the uniform appearance.

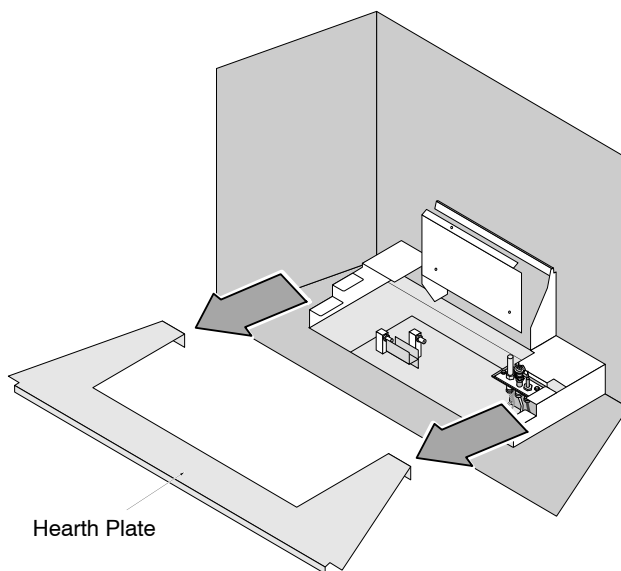
Installation

WARNING Turn off gas to the appliance and make sure it has fully cooled prior to conducting service.

- 1 Remove the glass frame and logs (see the installation manual for details).
- 2 Follow the directions below to prepare the firebox.

864TRV

Remove the burners (see the installation manual for details)
Remove and discard the hearth plate.



864HH

Remove and discard the hearth plate (see illustration above).



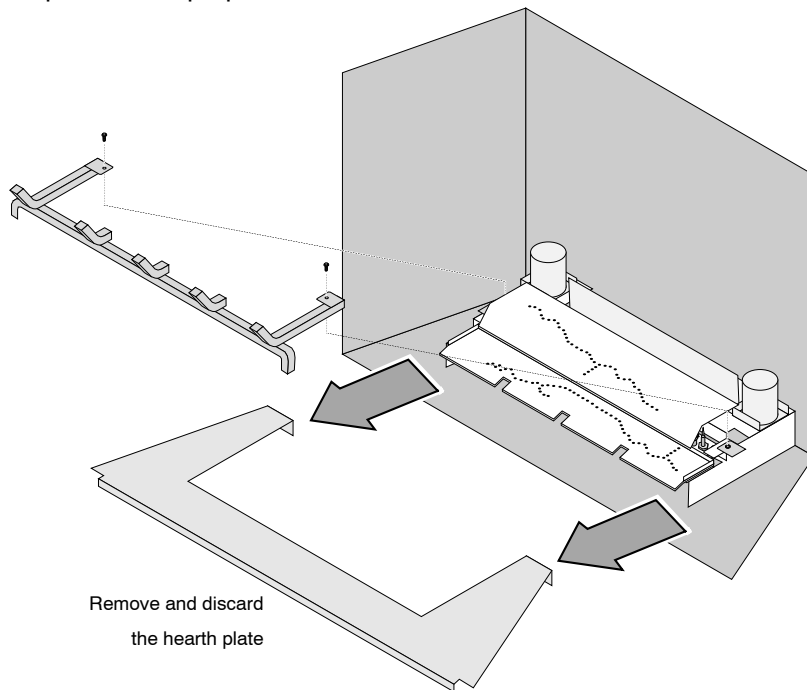
TRAVIS INDUSTRIES
HOUSE OF FIRE

864 Stainless Steel Fireback Installation

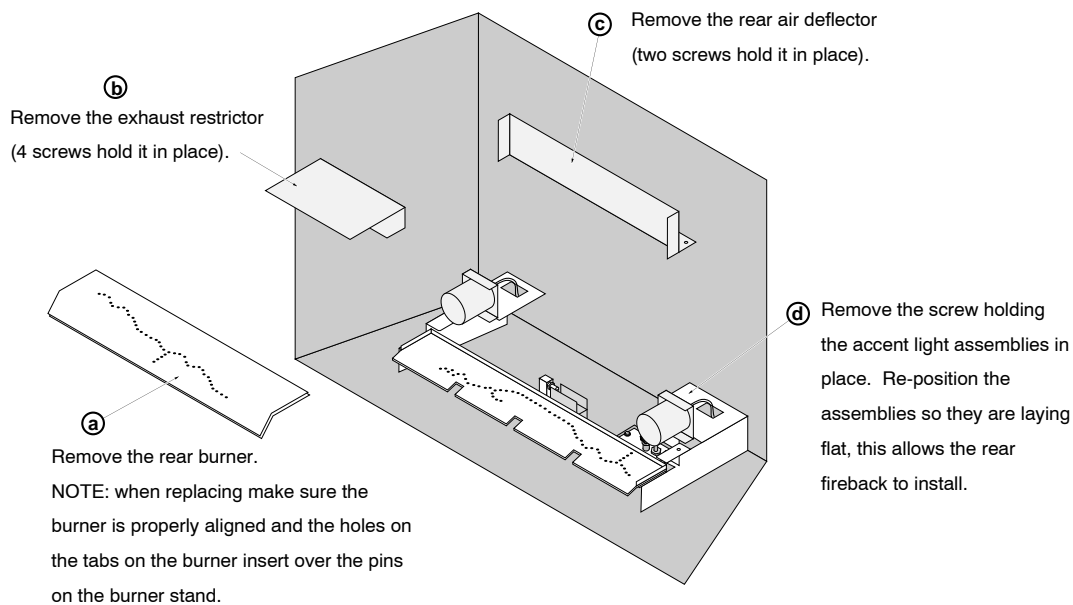
SKU # 96100263

864 GS

Follow the steps below to prepare the firebox.



Remove and discard
the hearth plate



(b)

Remove the exhaust restrictor
(4 screws hold it in place).

(c)

Remove the rear air deflector
(two screws hold it in place).

(a)

Remove the rear burner.

NOTE: when replacing make sure the
burner is properly aligned and the holes on
the tabs on the burner insert over the pins
on the burner stand.

(d)

Remove the screw holding
the accent light assemblies in
place. Re-position the
assemblies so they are laying
flat, this allows the rear
fireback to install.



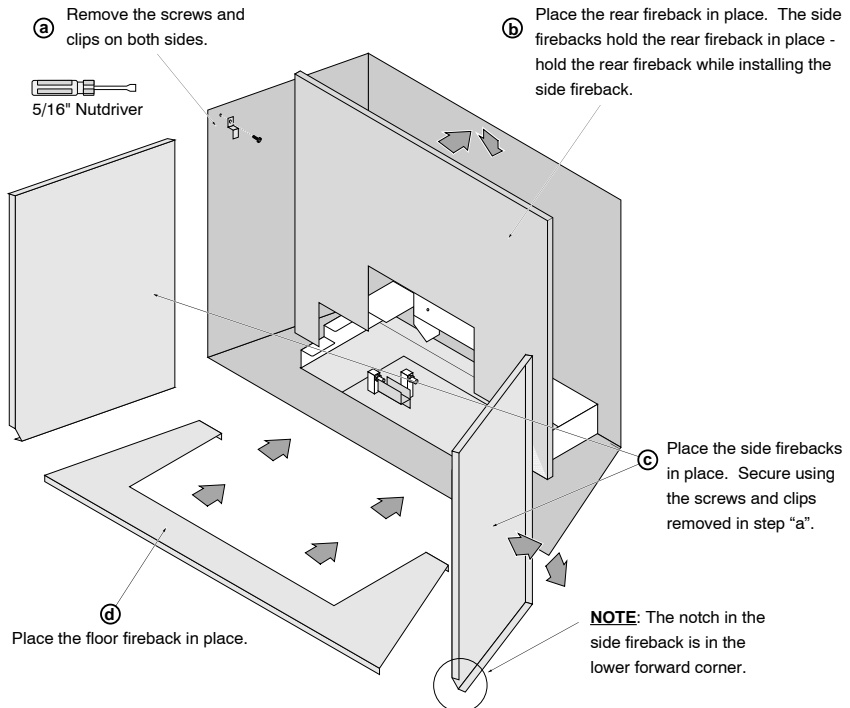
TRAVIS INDUSTRIES
HOUSE OF FIRE

864 Stainless Steel Fireback Installation

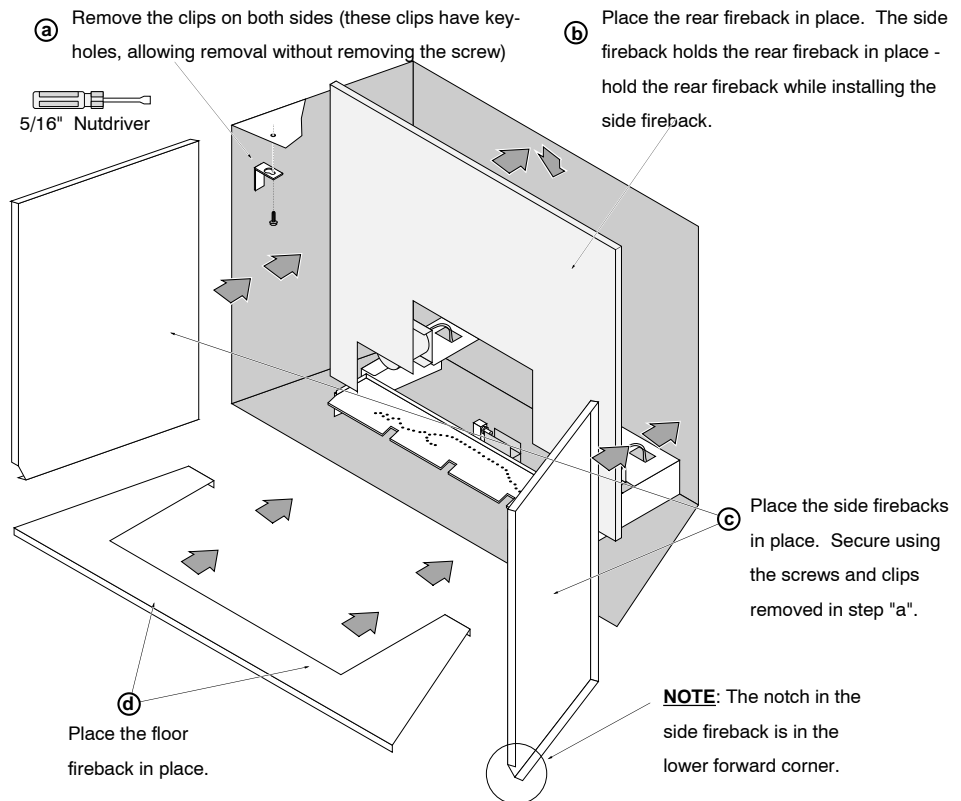
SKU # 96100263

3 Install the firebacks following the directions below

864TRV and HH



864 GS



4 Restore the fireplace to the correct configuration.