

SONY®



PS VITA™

PlayStation®Vita

Safety Guide

PCH-1004 / PCH-1104

4-408-600-51(2) GB
7018552

WARNINGS

To avoid electrical shock, do not open the cabinet. Refer servicing to qualified personnel only.

- This product is intended for ages 6 and up.
- Avoid prolonged use of the PS Vita system. To help prevent eye strain, take a break of about 15 minutes during every hour of play.
- If you experience any of the following health problems, discontinue use of the system immediately. If symptoms persist, consult with your doctor.
 - Dizziness, nausea, fatigue or symptoms similar to motion sickness
 - Discomfort or pain in a part of the body, such as eyes, ears, hands or arms

Radio Frequency (RF) Exposure and Specific Absorption Rate (SAR):

PS Vita (PCH-1004 and PCH-1104) has been tested and complies with CE radiation exposure limits for devices intended to be used at a position near the body set forth for an uncontrolled environment and meets the European Union RF guidelines in European R&TTE Directive 1999/5/EC. The maximum SAR level tested for PS Vita (PCH-1104) is 1.28 watts per kilogram at body.

When using PS Vita, orient the device in a landscape position and away from the body. PS Vita is not intended for use in close proximity to the ear.

PCH-1004



PCH-1104



Regulatory information

- The nameplate is located behind the console.
- This equipment has been tested and found to comply with the limits set out in the R&TTE Directive using a connection cable shorter than 3 metres.
- This equipment complies with EN55022 Class B and EN55024 for use in following areas: residential, commercial and light-industrial.

The manufacturer of this product is Sony Computer Entertainment Inc., 1-7-1 Konan, Minato-ku, Tokyo 108-0075 Japan.

The Authorised Representative for EMC and product safety in Europe is Sony Deutschland GmbH, Hedelfinger Strasse 61, 70327 Stuttgart, Germany.

Distributed in Europe by Sony Computer Entertainment Europe Ltd, 10 Great Marlborough Street, London, W1F 7LP, United Kingdom.

Photosensitivity

Always play in a well lit environment. Take regular breaks, 15 minutes every hour. Avoid playing when tired or suffering from lack of sleep. Some individuals are sensitive to flashing or flickering lights or geometric shapes and patterns, may have an undetected epileptic condition and may experience epileptic seizures when watching television or playing videogames. Consult your doctor before playing videogames if you have an epileptic condition and immediately should you experience any of the following symptoms whilst playing: dizziness, altered vision, muscle twitching, other involuntary movement, loss of awareness, confusion and/or convulsions.

Repetitive Motion Injuries

Avoid prolonged use of the PS Vita system. Take a 15 minute break every hour. Stop using the PS Vita system immediately if you experience an unpleasant sensation or pain in your hands, wrists or arms. If the condition persists, consult a doctor.

Headphones

Adjust your headphone volume so that surrounding sounds can be heard. If you experience ringing or any discomfort in your ears, discontinue use of your headphones.

Radio waves

Radio waves may affect electronic equipment or medical devices (for example, pacemakers), which may cause malfunctions and possible injuries.

- If you use a pacemaker or other medical device, consult your doctor or the manufacturer of your medical device before using the network features.
- Keep the PS Vita system at least 20 cm away from a pacemaker or other medical devices when using the network features.
- Do not carry the PS Vita system in a breast pocket if you use a pacemaker.
- Turn off your PS Vita system immediately, if you have any reason to suspect that interference is occurring with your pacemaker.
- Do not use the network features in the following locations:
 - Areas where network features use is prohibited, such as in aeroplanes and hospitals. Abide by medical institution regulations when using the system on their premises.
 - Areas near fire alarms, automatic doors and other types of automated equipment.
- Use caution when using the network features in a vehicle, as radio waves may affect electronic equipment in some vehicles.

About national export control

This product may fall within the scope of national export control legislation. You must comply fully with the requirements of such legislation and of all other applicable laws of any jurisdiction in relation to this product.

Contents

WARNINGS	2
Precautions	5
Before disposing of or transferring your PS Vita system	11
Specifications	13
Copyright and trademarks	15

Depending on the software version in use, the system may operate differently than described in this manual.

Precautions


Before using this product, carefully read this manual and retain it for future reference. Parents and Guardians of children should read this guide and make sure that the child follows all safety precautions.

Safety

This product has been designed with the highest concern for safety. However, any electrical device, if used improperly, has the potential for causing fire, electrical shock or personal injury. To help ensure accident-free operation, follow these guidelines:

- Observe all warnings, precautions and instructions.
- Regularly inspect the AC adaptor, AC power cord and USB cable.
- If your PS Vita system is damaged, do not use it. Unplug the AC power cord from the electrical outlet and disconnect any other cables immediately.
- Stop use, unplug the AC power cord from the electrical outlet and disconnect any other cables immediately if the device functions in an abnormal manner, produces unusual sounds or smells or if it or the AC adaptor becomes too hot to touch.
- Do not handle damaged or leaking lithium-ion batteries. If the internal battery fluid leaks, stop using the product immediately and contact technical support for assistance. If the fluid gets into your eyes, immediately rinse the affected area with clean water and consult your physician. The battery fluid can cause blindness.

Use and handling

- Use in a well-lit area and keep the screen a safe distance from your face.
- Avoid prolonged use of the PS Vita system. To help prevent eyestrain, take a break of about 15 minutes during every hour of play.
- Exercise care when setting the volume. If you set the volume too high, it may harm your hearing or damage the speakers.
- Keep the system and accessories out of the reach of small children. Small children may swallow the media cards or wrap the cables/straps around themselves, which may inflict injury or cause an accident or a malfunction. Media cards may present a choking hazard.
- Do not use the system while driving or riding a bicycle. Looking at the screen or operating the system while driving an automobile or riding a bicycle may result in a traffic accident.
- Take extra care when using the system while walking.
- Do not use the system or accessories near water.
- Do not use the system in places where the use of wireless communication devices is prohibited, such as on aeroplanes or in hospitals. The radio waves the system emits can affect electronic devices and cause them to malfunction, which can lead to accidents. When using the system in a medical facility, be sure to follow all of the rules of that facility. When using the system on an aeroplane, go to  (Settings) ➡ [Start] ➡ [Network] and tap the checkbox for [Flight Mode] to mark it with a checkmark before using it. Turn off the system when taking off and landing. If you use the system on aeroplanes where the use of such devices is prohibited, you will be liable to legal punishment.
- Use only attachments/accessories specified by the manufacturer.

- Do not expose the system or accessories to high temperatures, high humidity, or direct sunlight.
 - Do not leave the system or accessories in a car with the windows closed (particularly in summer).
 - Do not expose the system or accessories to dust, smoke or steam. Do not allow liquid or small particles to get into the system or accessories.
 - Do not place the system or accessories on surfaces that are tilted, unstable or subject to vibration.
 - Do not throw, drop or step on the system or accessories, and do not subject the devices to strong physical impact. Sitting down with the PS Vita system in a pocket or placing the system in the bottom of a backpack along with heavy objects may cause damage to the system.
 - Do not forcibly twist the PS Vita system or expose the system to strong physical shock during gameplay.
 - Do not put heavy objects on the system or accessories.
 - Do not touch or insert foreign objects into the connectors of the system or accessories.
 - This system has internal parts that use magnets, which may affect magnetic recording devices.
 - Do not place the system close to items with a magnetic strip, such as credit cards.
 - Depending on the conditions of use, the system or AC adaptor may reach temperatures of 40 °C or more. Do not touch the system or AC adaptor for an extended period of time under these conditions. Extended contact under these conditions may cause low-temperature burns*.
- * Low-temperature burns are burns that occur when the skin is in contact with objects of relatively low temperatures (40 °C or more) for an extended period of time.
- Parents are encouraged to monitor children in online activities to ensure safe and responsible Internet usage. Refer to <http://www.ps-playsafeonline.com> for further details.

AC adaptor, AC power cord and USB cable use

- For your safety, use only a licensed or genuine Sony AC adaptor to charge the PS Vita system. Other types may cause fire, electrical shocks or a malfunction.
- Do not touch the plug of the AC power cord with wet hands.
- Do not touch the AC power cord, AC adaptor, USB cable or the system, if connected to an electrical outlet, during an electrical storm.
- Do not use a power source other than the supplied (or approved replacement) AC Adaptor.
- Before plugging in a cable, check that the system connectors (such as the USB connector) and the AC adaptor or USB cable connectors are clean. If not, wipe the connectors with a soft, dry cloth.
- When the system will not be used for an extended period of time, or when cleaning the system, unplug the power cord and any other cables.
- Do not damage the AC adaptor or AC power cord:
 - Do not modify the AC adaptor or AC power cord.
 - Do not wrap the AC power cord or USB cable around the PS Vita system or around the AC adaptor.
 - Do not place the AC adaptor or AC power cord near a heat source or allow them to get hot.
 - Do not subject the AC power cord to tension.
 - When disconnecting the AC power cord, hold it by the plug and pull straight out from the electrical socket. Never pull by the cord and do not pull at an angle.
 - Protect the AC power cord from being walked on or pinched particularly at plugs, electrical socket and the point where they exit from the system.

- Do not use the PS Vita system or the AC adaptor when they are covered by a cloth or in their cases. Heat may build up and cause a fire or damage to the system.
- Do not connect the AC power cord to a voltage transformer or inverter. Connecting the AC power cord to a voltage transformer for overseas travel or an inverter for use in an automobile may cause heat to build up in the AC adaptor and may cause burns or a malfunction.
- Use an electrical outlet that is easily accessible, so the AC power cord can be unplugged quickly if the need arises.
- The socket-outlet shall be installed near the equipment and shall be easily accessible.

Screen

- The screen (touchscreen) is made of glass and may crack if subjected to excessive force.
- When using the system, keep the light in the room bright and keep as far away from the screen as possible.
- Don't press your finger on the screen with excessive force. Also, do not scrape or scratch the screen with anything hard, such as metal, or anything with a sharp tip (such as a pencil or your fingernails). Any of these actions may damage or break the screen.
- Prolonged contact with water or dust may damage the screen and shorten its life.
- Black (dark) pixels and continuously lit pixels may appear in certain locations on the screen. The appearance of such spots is a normal occurrence associated with screens and is not a sign of a system malfunction. Screens are made using highly precise technology. However, a very small number of dark pixels or continuously lit pixels may exist and colour irregularities or brightness irregularities may be visible on each screen. Also, a distorted image may remain on the

screen for several seconds after the system has been turned off.

- Direct exposure to sunlight may damage the system's screen. Be careful when using the system outdoors or near a window.
- When using the system in a cold environment, you may notice shadows on the graphics or the screen may appear darker than usual. This is not a malfunction, and the screen will return to normal when the temperature goes up.
- Do not leave still images displayed on the screen for an extended period of time. This may cause a faint image to be left permanently on the screen.

Left Stick / Right Stick

- You cannot remove the sticks. If you try to remove them, you could injure yourself or damage the system.
- The sticks cannot be operated by pressing on them. If you press on them too hard you can damage them.

Using Wi-Fi access points

When connecting to the Internet using the Wi-Fi feature, the system automatically detects nearby access points. An access point that you are not authorized to use may be included among the detected devices. Only connect to a personal access point that you are authorized to use, or one that is available through a commercial Wi-Fi service. The user is responsible for all fees associated with Wi-Fi access.

Precautions for Data Communication (PCH-1104 only)

Additional charges may be incurred depending on your contract with your mobile network operator. In particular, with pay-as-you-go plans and when using data roaming services, the additional charges may be higher than anticipated. Before transmitting data over a mobile network on the PS Vita system, be sure to check the contract payment plan and the settings on your system. Contact your mobile network operator for details.

GPS feature (PCH-1104 only)

GPS is a system that enables you to know your location by using the satellite navigation system of the United States.

Hints

- When using the GPS feature in foreign countries, obey the regulations of the country or region where the system is being used.
- Do not use this as a navigation device for an aeroplane or ship or for mountain climbing. Doing so could cause an accident since the system may be unable to determine your position due to measurement errors that may occur or its battery running out.

Positioning

Perform positioning (calculating position) in an empty and open location as possible with few buildings or other obstructions of radio waves. Positioning may take several minutes the first time you use the GPS feature or when a long time has elapsed since you last performed positioning. If you are unable to receive radio waves from the GPS satellite or unable to perform positioning for several minutes, move to another location and try again.

Hints

- In the following cases, you may be unable to receive radio waves from the GPS satellite or the positioning results may contain discrepancies.
 - Indoors, underground, or inside a tunnel
 - Near a tall building
 - When there are objects surrounding the PS Vita system or the PS Vita system is inside a carrying bag or case.
 - In a dense residential district or street lined with tall buildings
 - In an area among dense trees
 - Near high voltage power lines
 - During bad weather
- The positioning precision may worsen, accurate results may not be displayed, or errors may occur in position information depending on the time or environment where positioning is performed.

Region Code

The PlayStation®Vita format software has region codes assigned to each region where the system is sold. On this system you can use software for the following regions:



Parental Controls

The PS Vita system offers parents and guardians controls to limit the content that children and teenagers can access and the features they can use. Refer to the online user's guide for details about parental controls.

Recorded data

Do not use the memory card for the PlayStation®Vita system or PlayStation®Vita card in the following ways, as doing so may result in data loss or corruption:

- Removing the PS Vita card or turning off the PS Vita system while it is saving or loading data.
- Removing the memory card while the PS Vita system is turned on.
- Using it in a location that is exposed to static electricity or electrical interference.

If, for any reason, software or data loss or corruption occurs, it is usually not possible to recover the software or data. It is recommended that you regularly back up software and data. Sony Computer Entertainment Inc. and its subsidiaries and affiliates will not be held liable for any damages or injury in the case of software or data loss or corruption.

Cases and coverings

When the system is stored in its case or is otherwise covered, either turn off the power or put the system in the standby mode. If you use it while it is in its case or when it is covered, heat may build up and cause damage to the system.

Never disassemble the system or accessories

Use the PS Vita system and accessories according to the instructions in this manual. No authorisation for the analysis or modification of the system, or the analysis and use of its circuit configurations, is provided. Disassembling will void the system

warranty. Additionally, there is a risk of fire, electrical shock or malfunction.

Use in other countries

Depending on the country or region, there are limitations on the use of certain types of radio waves. In some cases, use of the system's network features may lead to a fine or other penalty.

When moisture condensation occurs

If the PS Vita system is brought directly from a cold location to a warm one, moisture may condense inside the system and cause it to operate improperly.

Should this occur, turn off and unplug the system. Do not use the PS Vita system until the moisture evaporates (this may take several hours). If the system still does not operate properly, contact the appropriate PS Vita customer service helpline which can be found within every PS Vita format software manual.

Care and cleaning of exterior surfaces

For safety reasons, unplug the AC power cord from the electrical outlet and disconnect any other cables before cleaning.

Cleaning the exterior surface, screen and camera area

- Wipe gently with a soft cloth.
- Do not use solvents or other chemicals to clean the exterior surface, screen and camera area.
- Do not use a chemically-treated cleaning cloth to wipe the system.

Cleaning the connectors

Do not allow dust or dirt to build up around the PS Vita system connectors, the AC Adaptor, the USB cable connectors or accessory connectors. Dirty connectors may prevent signals from being sent or received properly and can result in fire or electrical shock. If the headphone connector is dirty, you may experience sound interruptions. Clean all connectors by wiping with a dry, soft cloth.

Contact with other objects

Observe the following precaution so that the surface of the PS Vita system does not become discoloured or damaged: Do not allow the system to remain in direct contact with rubber or vinyl products for an extended period of time.

Battery life

The built-in battery has a limited life span. Battery duration will decrease with repeated usage and age.

Hint


Battery life span varies depending on how the battery is stored and on the conditions of use, including long-term environmental factors such as temperature.

Before disposing of or transferring your PS Vita system


Before disposing of or giving your PS Vita system to a third party for any reason, deactivate your system and delete all the data on your system. This will help prevent unauthorized access to or use of your credit card or other personal details.

The PS Vita system and its parts are made of metal and plastic. When disposing of the system, follow local regulations for the proper disposal of such materials.

1 Back up your data


You can back up your PS Vita system data to a PS3™ system or a computer using  (Content Manager). Back up your data as necessary. For details about backing up data, refer to the user's guide.

Hint

You can restore the backed up data to a new PS Vita system using  (Content Manager).


2 Deactivate the system

The system cannot be deactivated after it is given away or disposed of. The number of PS Vita systems that can be activated on one PlayStation®Network account is limited, so deactivate the system before disposing of it. For details about system activation, refer to the user's guide.

Deactivate each content category by going to  (Settings) ➡ [Start] ➡ [PlayStation®Network] ➡ [System Activation] and tapping the content categories.

3 Restore the PS Vita system

Restore the PS Vita system settings to their default values and delete all of the data in system memory. If you do not restore the PS Vita system, a third party may be able to gain access to and use your personal information and credit card number.

Tap  (Settings) ➡ [Start] ➡ [Format] ➡ [Restore the PS Vita System] and follow the on-screen instructions to complete the operation.

Notice

Never remove the screws and never remove the battery from the system. Tampering with the system will void the warranty and result in refusal of service from SCEE. Please refer to the guarantee supplied in the PS Vita package for full details.



Where you see either symbol on any of our electrical products, batteries or packaging, it indicates that the relevant electrical product or battery should not be disposed of as general household waste in Europe. To ensure the correct waste treatment of the product and battery, please dispose of them in accordance with any applicable local laws or requirements for disposal of electrical equipment/batteries. In so doing, you will help to conserve natural resources and improve standards of environmental protection in treatment and disposal of electrical waste.

This symbol may be used on batteries in combination with additional chemical symbols. The chemical symbols for mercury (Hg) or lead (Pb) will appear if the battery contains more than 0.0005% mercury or more than 0.004% lead.

This product contains a battery which is permanently built-in for safety, performance or data integrity reasons. The battery should not need to be replaced during the lifetime of the product and should only be removed by skilled service personnel. To ensure the correct waste treatment of the battery, please dispose of this product as electrical waste.

Specifications

Design and specifications are subject to change without notice. Depending on the software version in use, the system may operate differently than described in this manual.

PlayStation®Vita system

Screen	5 inches / 12.7 cm (16:9), 960 × 544, OLED, multi-touch capacitive touchscreen Approximately 16,770,000 colours displayed
Rear touch pad	Capacitive multi-touch pad
Cameras	Front camera, rear camera Maximum resolution: 640 × 480 (VGA)
Sound	Built-in stereo speakers Built-in microphone
Sensors	Six-axis motion sensing system (three-axis gyroscope, three-axis accelerometer), Three-axis electronic compass
Location	Built-in GPS (PCH-1104 only) Supports Wi-Fi location service

Main slots and connectors	PS Vita card slot Memory card slot SIM card slot (PCH-1104 only) Multi-use port Headset jack Accessory port
Power source	Battery: Type Built-in, rechargeable Lithium-ion battery Power rating DC 3.7 V, 2210 mAh AC adaptor: DC 5.0 V
Maximum power consumption	Approx. 6 W (when charging)
External dimensions	Approx. 182.0 × 18.6 × 83.5 mm (width × height × depth) (excluding largest projection)
Weight	PCH-1004: Approx. 260 g PCH-1104: Approx. 279 g
Operating environment temperature	5 °C - 35 °C

Network features

Mobile network (PCH-1104 only)	Portable modem (data transmission): HSDPA/HSUPA GSM/GPRS/EDGE
Wi-Fi	IEEE 802.11b/g/n support*
Bluetooth®	Bluetooth® 2.1+EDR compliant

* 802.11n is supported only for a 1 × 1 configuration.

AC adaptor

Input	AC 100-240 V, 50/60 Hz
Output	DC 5 V, 1500 mA (1.5 A)
External dimensions	Approx. 45 × 22 × 68 mm (width × height × depth) (excludes largest projection)
Weight	Approx. 51 g

Estimating the battery charge time*

Charging with the AC adaptor	Approx. 2 hours 40 minutes
-------------------------------------	----------------------------

* When charging a battery with no charge remaining.

Estimated battery duration

Game*¹²	Approx. 3 - 5 hours
Video playback*¹	Approx. 5 hours
Playing music*¹³	Approx. 9 hours

*¹ When the screen brightness is set to the default setting, the Bluetooth® feature is not being used, and headphones are being used.

*² When the network feature is not being used.

*³ When the system is put into standby mode whilst music is being played.

Hint

Battery duration may vary depending on screen brightness, how network features (mobile network/Wi-Fi/Bluetooth®) are being used, and the type of content being played.

System software

The use of the system software included within this product is subject to mandatory licence terms.

Refer to <http://www.scei.co.jp/psvita-eula/> for further details.

Copyright and trademarks

"PS", "PlayStation" and "△○×□" are registered trademarks of Sony Computer Entertainment Inc.

"PSVITA", "LIVEAREA" and "PS3" are trademarks of the same company.

"SONY" and "SONY" are registered trademarks of Sony Corporation.

The Bluetooth® word mark and logos are owned by the Bluetooth SIG, Inc. and any use of such marks by Sony Computer Entertainment Inc. is under license. Other trademarks and trade names are those of their respective owners.



3G/Wi-Fi model is powered by Qualcomm.

All other trademarks are the properties of their respective owners.

User's Guide

To read the User's Guide, tap [User's Guide] on the  (Settings) LiveArea™ screen. An internet connection is needed to read the User's Guide.

You can also read the User's Guide on a PC by visiting the following website:

eu.playstation.com/psvita/support/manuals/

Support Website

eu.playstation.com/psvita/support/

Visit the Support website for additional information about using your PS Vita system and for answers to technical questions.

System Update Website

eu.playstation.com/psvita/support/system-software/

Visit the System Update website for information about PS Vita system software updates.

