

# BatMod™

## Battery Charger

### Current Source Modules

#### Features

- Programmable Output Current
- Booster Versions Available
- Size: 4.6" x 2.4" x 0.5"  
(116,8 x 61,0 x 12,7)
- UL, CSA, TÜV
- Compatible with All Major Battery Types
- Inputs: 48, 150, 300Vdc
- Outputs: 12, 24, 48Vdc Nom.
- Analog Current Monitor
- Analog Overvoltage Adjust
- CE Marked

#### Product Highlights

The BatMod combines Vicor's industry standard package with the flexibility of a power converter whose output voltage and output current may be independently set. BatMod's allow the user to independently program a constant output current and a maximum float voltage. The float voltage is the point at which the BatMod transitions from constant current to constant voltage. These features make the BatMod an ideal candidate for battery charging and other applications which require a controlled current source.

The BatMod is also available in booster versions that enable the designer to create systems capable of multiple kilowatts of output power.

With its wide range of input options, the BatMod is compatible with all major battery types. This new current output module finds application in systems where easily programmable current is of primary importance.

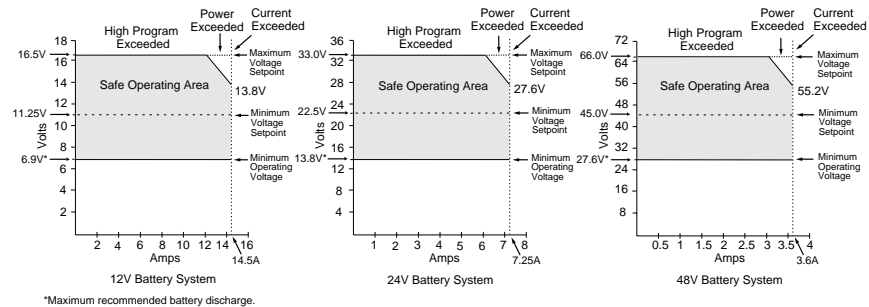
Consult factory for availability of input/output voltage ranges not shown.

#### BatMod Specifications

(typical  $T_{BP} = 25^{\circ}\text{C}$ , nominal line, 75% load, unless otherwise specified)

Parameter		Remarks
Nominal Input Voltage	48Vdc, 150Vdc, 300Vdc	42-60V, 100-200V, 200-400V
Output Current	0-14.5A	12V battery system
(Refer to Safe Operating Curves below)	0-7.25A	24V battery system
	0-3.6A	48V battery system
Current Control Input	1V to 5V	Zero to max. current
Current Monitor Output	1V to 5V	Zero to full load
Voltage Control Input	0V to 2.5V	Zero to FS output
Output Voltage Setpoint	15V, 30V, 60V +/-1%	12V, 24V, 48V
Trimmable +10%, -25%		Output Respectively
Dynamic Characteristics	V Mode: 300 $\mu\text{sec}$ typ. I Mode: 250 $\mu\text{sec}$ typ.	$V_{NOM}$ for 50-100% load changes
Operating Temp./Storage Temp.	-10°C to +85°C, -20°C to +100°C -25°C to +85°C, -40°C to +100°C -40°C to +85°C, -55°C to +100°C -55°C to +85°C, -65°C to +100°C	E-Grade C-Grade I-Grade M-Grade
Dielectric Withstand		
Input to Output	3,000V <sub>RMS</sub>	
Output to Baseplate	500V <sub>RMS</sub>	
Input to Baseplate	1,500V <sub>RMS</sub>	

#### Safe Operating Conditions



#### Part Numbering

Typical Model: VI-261-EU-BM

Input: 300Vdc  
 Output: 12Vdc at 200W

Module	Input Voltage		Output Voltage		Product Grade
	Nominal	Range	Nominal	Range	
2 = Driver	3 = 48V	42 - 60V	1 = 12V	(11.25-16.5V)	E = -10°C to +85°C
B = Booster	5 = 150V	100 - 200V	3 = 24V <sup>1</sup>	(22.5-33.0V)	C = -25°C to +85°C
	6 = 300V	200 - 400V	4 = 48V	(45.0-66.0V)	I = -40°C to +85°C
					M = -55°C to +85°C

1. Available in 300V input only.

#### Packaging Options:

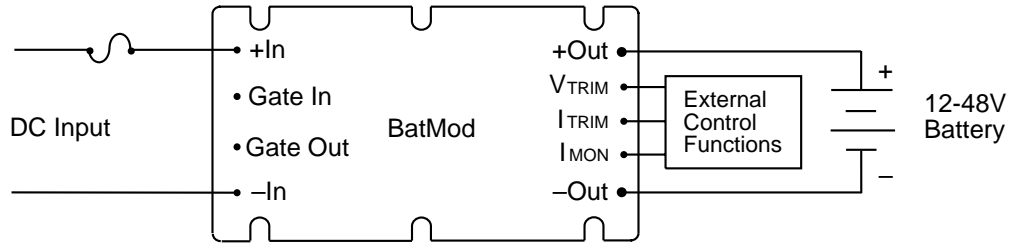
SlimMod™, high power density, flangeless packages and FinMods™, featuring integral finned heatsinks.

**SlimMod:** Add the suffix -S to the end of the BatMod part number.

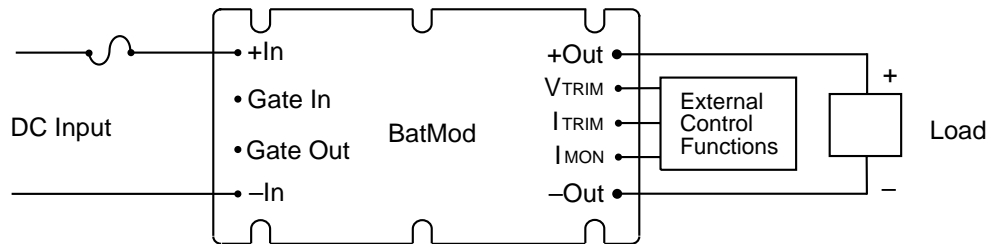
**FinMods:** Add the suffix -F1 for .25"H Longitudinal Fin; F2 for .5"H Longitudinal Fin -F3 for .25"H Transverse Fin; F4 for .5"H Transverse Fin

## Typical Applications

### DC Input Battery Charger



### DC Input Programmable Current Source



## Mechanical Diagram

