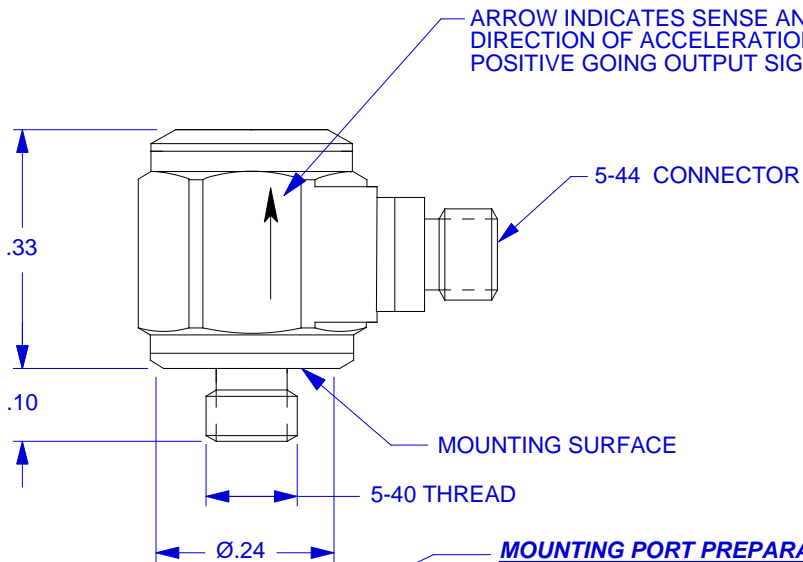


ACTUAL SIZE



ARROW INDICATES SENSE AND DIRECTION OF ACCELERATION FOR POSITIVE GOING OUTPUT SIGNAL

5-44 CONNECTOR

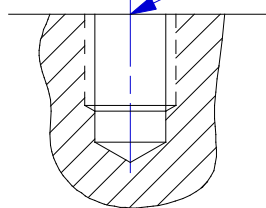
MOUNTING SURFACE

5-40 THREAD

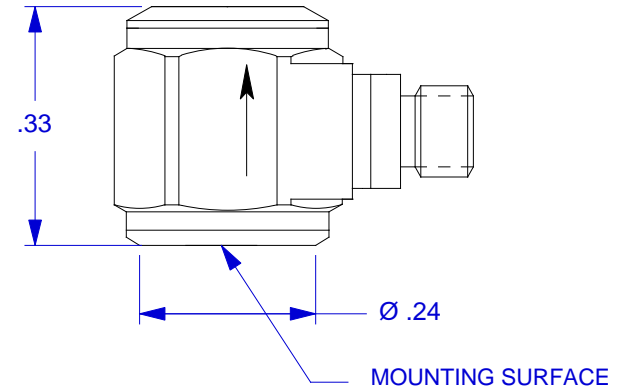
Ø.24

MOUNTING PORT PREPARATION: 3035B

SELECT OR PREPARE A FLAT AREA OF AT LEAST Ø.250, FLAT TO .001 TIR.
AT THE CENTER, DRILL #38 (Ø.101) X .150 DEEP, MIN.
TAP 5-40 UNC-2B X .125 DEEP, MIN.



MODEL 3035B



MODEL 3035BG

MOUNTING SURFACE PREPARATION: 3035BG

SELECT OR PREPARE A FLAT AREA OF AT LEAST Ø.250, FLAT TO .001 TIR. CLEAN TO REMOVE CONTAMINANTS. APPLY ADHESIVE TO SURFACE OR TO ACCELEROMETER AND PRESS TOGETHER UNTIL ADHESIVE SETS.

- 2. MOUNTING TORQUE ON .281 HEX: 8 TO LB.-INCHES.
- 1. WEIGHT: 2.5 GRAMS.



CHATSWORTH, CA.

SCALE	4X	REV	C	DATE	3/4/04	ECN	N/A		
DATE	12/02/02	PART NO.	MODELS 3035B, 3035BG						
DRAWN	N.C.	CHECKED	R.A.	MAT'L					
APPROVED				NEXT ASSEMBLY			USED ON		

TITLE	DWG NO.
OUTLINE/INSTALLATION DRAWING, MODELS 3035B & 3035BG LIVM ACCELEROMETERS	127-3035B/G
SHEET 1 OF 1	

SPECIFICATIONS, MODEL 3035BX & 3035BXG IEPE ACCELEROMETERS

SPECIFICATIONS BY MODEL

MODEL	RANGE F.S. (g)	MAXIMUM SHOCK (g)	SENSITIVITY (NOM)[1] (mV/g)	ELECTRICAL NOISE (g) (kHz)	NATURAL FREQUENCY (kHz)
3035B/BG	± 50	600/3000	100.0	0.0005	45
3035B1/B1G	± 500	600/3000	10.0	0.0009	45
3035B2/B2G	± 100	600/300050.0	0.0006	45	
3035B3/B3G	± 1000	600/3000	5.0	0.0012	45

COMMON SPECIFICATIONS

SPECIFICATION	VALUE	UNITS
PHYSICAL		
WEIGHT	2.5	grams
SIZE, HEX x HEIGHT	.281 x .33	inches
MOUNTING PROVISION, 3035B	5-40 integral stud	
MOUNTING PROVISION, 3035BG	flat surface for adhesive mount	
CONNECTOR, RADIALY MOUNTED	5-44 coaxial	
MATERIAL, HOUSING AND CONNECTOR	300 series stainless steel	
PERFORMANCE		
SENSITIVITY, ± 10% [1]	100	mV/g
RANGE F.S. FOR ± 5 VOLTS OUTPUT	± 50	g
FREQUENCY RANGE, ± 5%	0.5 to 10k	Hz
RESONANT FREQUENCY, NOM.	45	kHz
EQUIVALENT ELECTRICAL NOISE FLOOR	.007	g rms
LINEARITY [2]	± 1%	% F.S.
TRANSVERSE SENSITIVITY, MAX.	5	%
STRAIN SENSITIVITY	.002	g/με @ 250με
ENVIRONMENTAL		
MAXIMUM VIBRATION/SHOCK	600/3000	± g pk
TEMPERATURE RANGE	-60 to +250	°F
SEAL, HERMETIC	Glass-to-metal and welds	
COEFFICIENT OF THERMAL SENSITIVITY	.04	%/°F
ELECTRICAL		
SUPPLY CURRENT [3]	2 to 20	mA
SUPPLY COMPLIANCE VOLTAGE RANGE	+18 to +30	volts
OUTPUT IMPEDANCE, TYP.	100	ohms
BIAS VOLTAGE	+11 to +13	Vdc
DISCHARGE TIME CONSTANT, NOM.	0.5	seconds
OUTPUT SIGNAL POLARITY		
FOR ACCELERATION TOWARD TOP	positive	
CASE GROUNDING	case is grounded to electrical power ground	

[1] Measured at 100 Hz, 1g rms per ISA RP 37.2.

[2] Measured using zero-based best straight-line method, % of full scale (F.S.) or any lesser range.

[3] Do not apply power to this device without current limiting, 20 mA MAX. To do so will destroy the integral IC amplifier.