

CTC B220A-B2200A RECTIFIER Datasheet

<http://www.manuallib.com/ctc/b220a-b2200a-rectifier-datasheet.html>

FEATURES

Metal-Semiconductor junction with guard ring

Epitaxial construction

Low forward voltage drop

High current capability

The plastic material carries UL recognition 94V-0

For use in low voltage,high frequency inverters,free wheeling,and polarity protection applications

ManualLib.com collects and classifies the global product instruction manuals to help users access anytime and anywhere, helping users make better use of products.

<http://www.manuallib.com>

SCHOTTKY BARRIER RECTIFIERS

REVERSE VOLTAGE - **20** to **200** Volts
FORWARD CURRENT - **2.0** Amperes

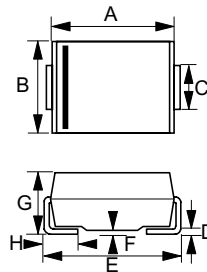
FEATURES

- Metal-Semiconductor junction with guard ring
- Epitaxial construction
- Low forward voltage drop
- High current capability
- The plastic material carries UL recognition 94V-0
- For use in low voltage, high frequency inverters, free wheeling, and polarity protection applications

MECHANICAL DATA

- Case : JEDEC SMA molded plastic
- Polarity : Color band denotes cathode
- Weight : 0.062 grams
- Mounting position : Any

SMA



SMA		
DIM.	MIN.	MAX.
A	3.99	4.50
B	2.54	2.79
C	1.32	1.47
D	0.15	0.31
E	4.93	5.28
F	0.05	0.127
G	1.98	2.29
H	0.76	1.52

All Dimensions in millimeter

MAXIMUM RATINGS AND ELECTRICAL CHARACTERISTICS

Ratings at 25°C ambient temperature unless otherwise specified.
Single phase, half wave, 60Hz, resistive or inductive load.
For capacitive load, derate current by 20%

PARAMETER	SYMBOL	B220A	B230A	B240A	B250A	B260A	B280A	B2100A	B2150A	B2200A	UNIT	
Maximum repetitive peak reverse voltage	V_{RRM}	20	30	40	50	60	80	100	150	200	V	
Maximum RMS voltage	V_{RMS}	14	21	28	35	42	56	70	105	140	V	
Maximum DC blocking voltage	V_{DC}	20	30	40	50	60	80	100	150	200	V	
Maximum average forward rectified current	I_F	2.0									A	
Peak forward surge current, 8.3ms single half sine-wave superimposed on rated load	I_{FSM}	50.0									A	
Maximum Instantaneous Forward Voltage @ 2.0A	V_F	0.50			0.70		0.85	0.87	0.90		V	
Maximum DC Reverse Current @ TA=25°C at Rated DC Blocking Voltage @ TA=100°C	I_R	0.5					0.2					mA
		10.0					5.0					
Typical Junction Capacitance	C_J	120					70					pF
Typical Thermal Resistance	$R_{\theta JA}$	70									°C/W	
Operating Temperature Range	T_J	-55 to +125									°C	
Storage Temperature Range	T_{STG}	-55 to +150									°C	

FIG. 1-TYPICAL FORWARD CURRENT DERATING CURVE

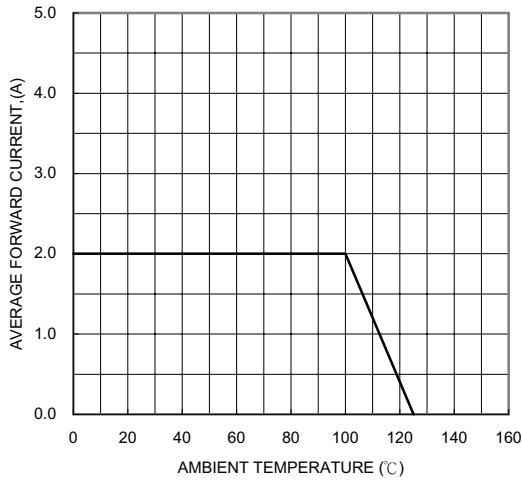


FIG. 2-TYPICAL FORWARD CHARACTERISTICS

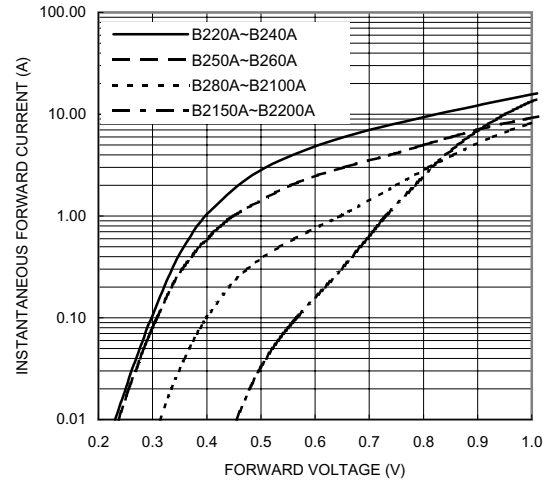


FIG. 3-MAXIMUM NON-REPETITIVE FORWARD SURGE CURRENT

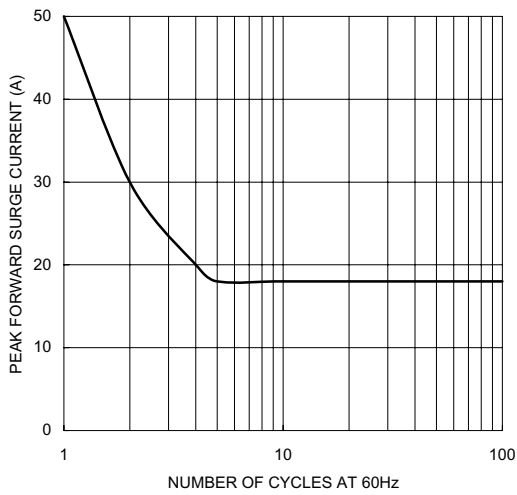


FIG. 4-TYPICAL REVERSE CHARACTERISTICS

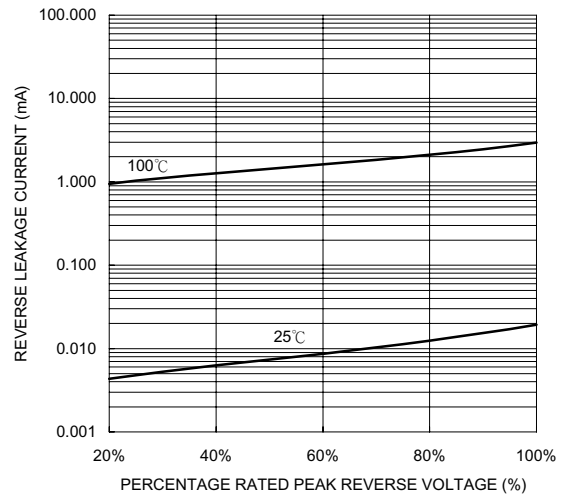


FIG. 5-TYPICAL JUNCTION CAPACITANCE

