Roger™ Touchscreen Mic

Quick setup guide | Schnellstartanleitung
Guide d'installation rapide | Guía rápida de instalación

roger

PHONAK
life is on

Device description
Produktbeschreibung
Description de l'appareil
Descripción del dispositivo

① On/Off

② Wake/sleep
Ein/Aus Standby
Marche/veille
Activación/reposo

③ Indicator light
Statusanzeige
Témoin lumineux
Indicador luminoso

④ Microphones
Mikrofonen
Microphones
Micrófonos

⑤ Mute
Stumm
Mode sourdine
Modo silencio

⑥ Touchscreen display
Touchscreen Bildschirm
Ecran Touchscreen
Pantalla Touchscreen

⑦ micro-USB

⑧ Jack 3.5 mm / 1/8"

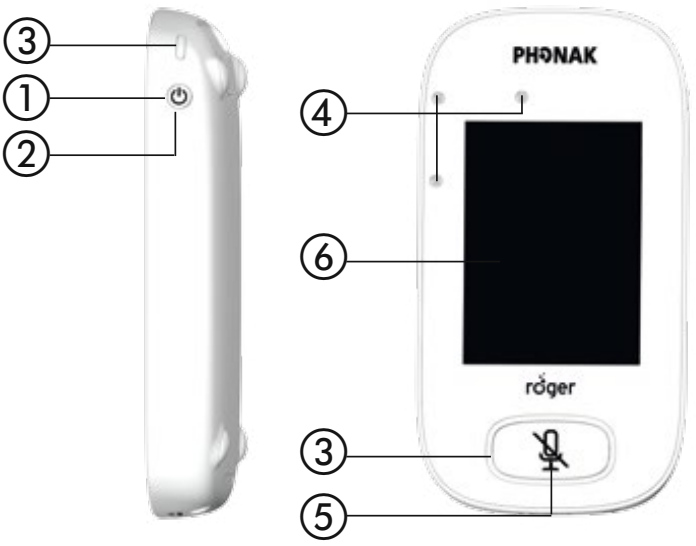

Device description
Produktbeschreibung
Description de l'appareil
Descripción del dispositivo

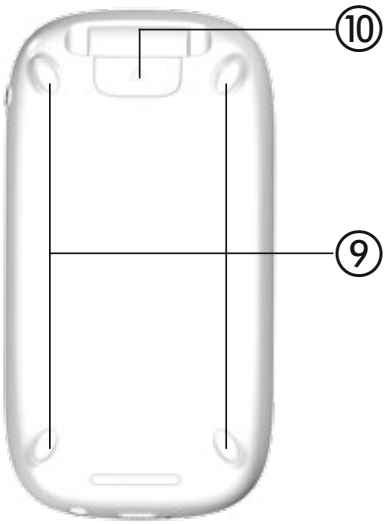

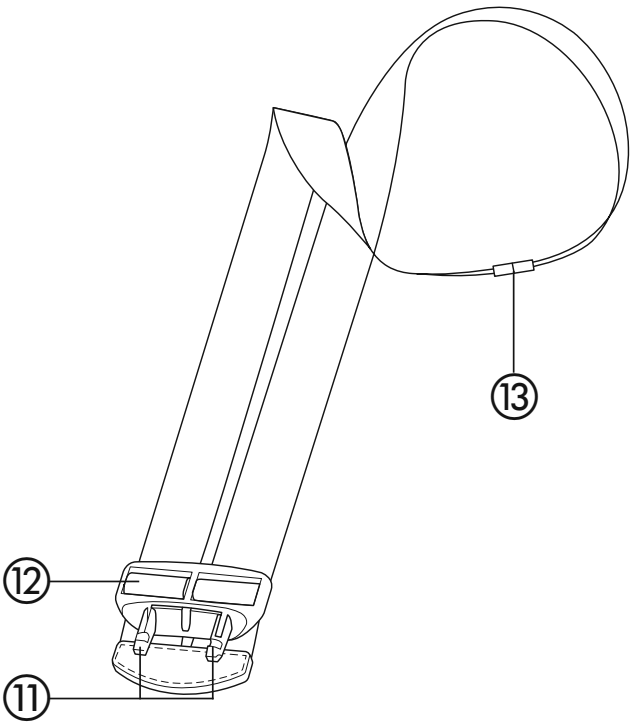

⑨ Feet
Füsse
Pieds
Pies

⑩ **Lanyard:**
Clip/remove button
Ein-/Aus-Taste
Bouton mettre/enlever
Botón encender/apagar

⑪ Lanyard clip

⑫ Length adjustment
Länge einstellen
Ajustement longueur
Ajustar longitud

⑬ Safety breakaway
Sicherheitsverschluss
Bouton de sécurité
Botón de seguridad

Components
Komponenten
Composants
Componentes

Roger Touchscreen Mic

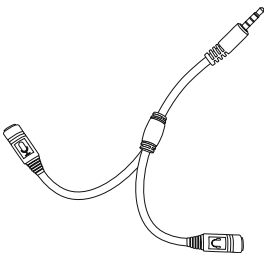

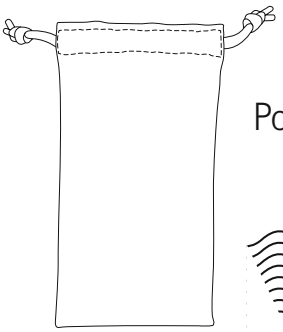

Pouch | Beutel | Poche | Bolso

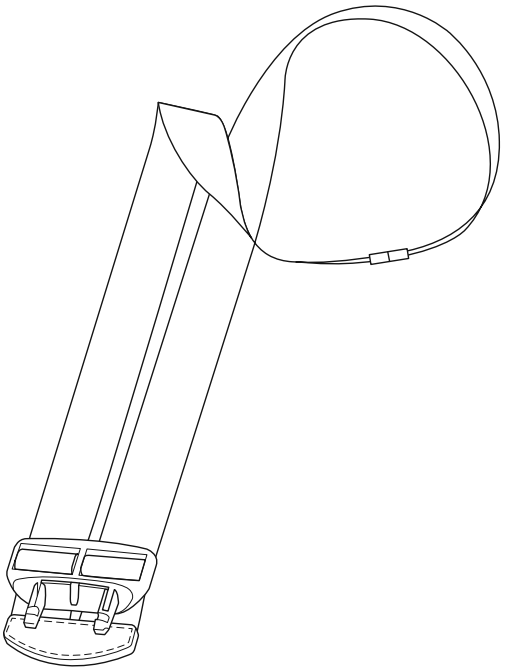

Lanyard

Package contents may vary slightly depending on country.
Der Lieferumfang kann je nach Land variieren.
Le contenu peut varier selon les pays.
El contenico puede variar dependiendo del país.

1

Charging
Aufladen
Charger
Cargar

A

B

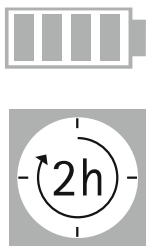

C



2

Switching On/Off
Ein-/Ausschalten
Mise en marche/éteindre
Encender/apagar

Mute
Stumm
Sourdine
Silenciar

3

Touchscreen display
Touchscreen Bildschirm
Ecran Touchscreen
Pantalla Touchscreen

4

Connecting
Verbinden
Connecter
Conectar

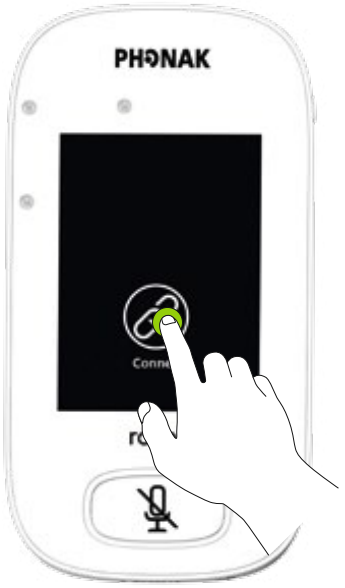

Distance
Distanz 0–10 cm
Distance 0–4 inches
Distancia

5

Sleep
Stand-by
Veille
Reposo

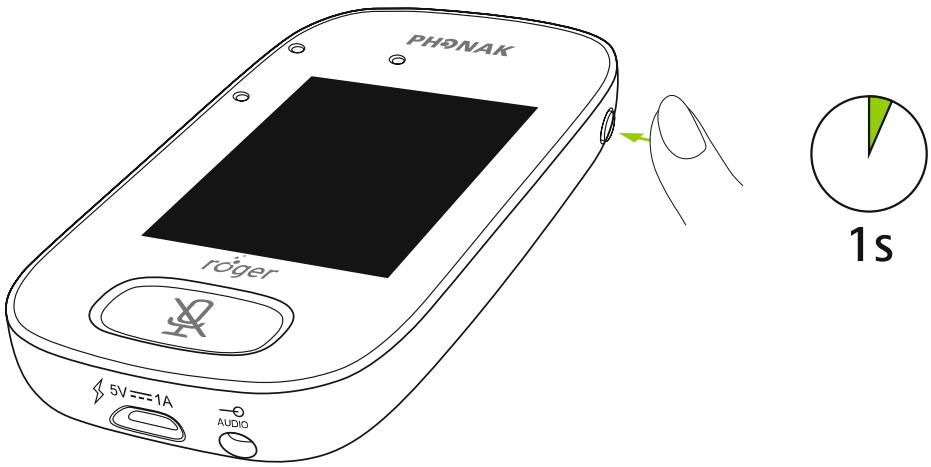

Wake
Ein
Marche
Activación

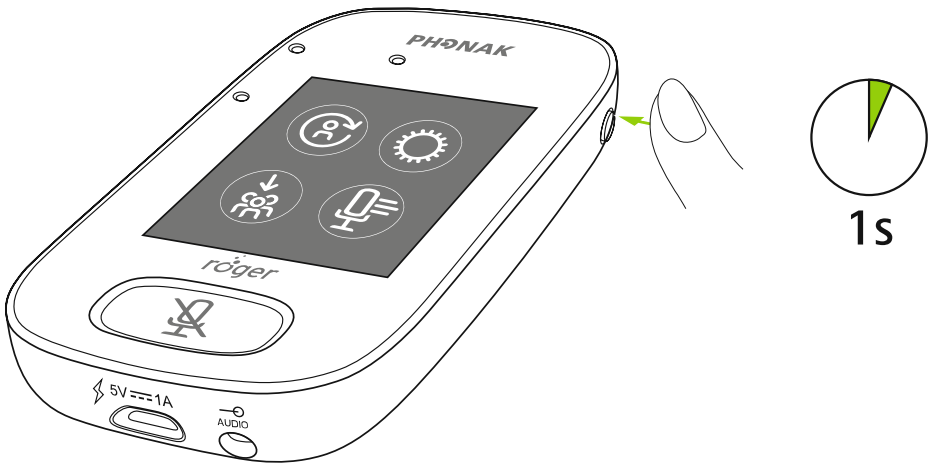

6

Microphone usage
Als Mikrofon verwenden
Utilisation comme microphone
Utilizar como micrófono

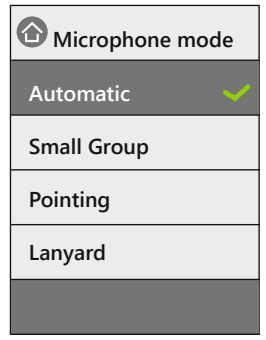

Small Group



Pointing

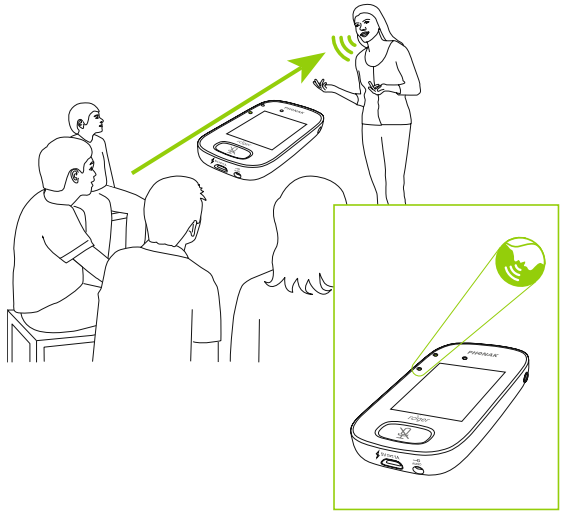

Lanyard



Lanyard: How to use
Lanyard: Wie benützen
Lanyard: Comment utiliser
Lanyard: Como utilizar

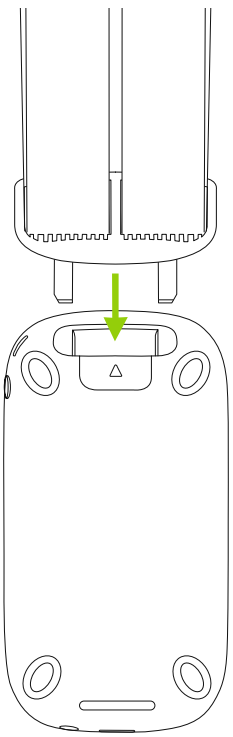

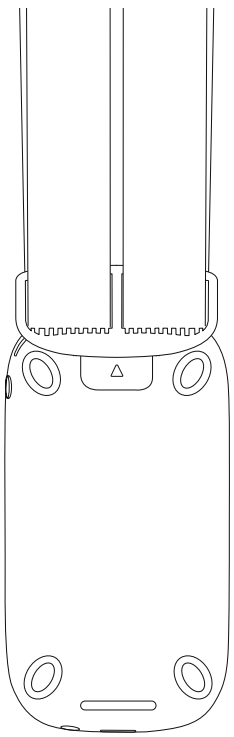

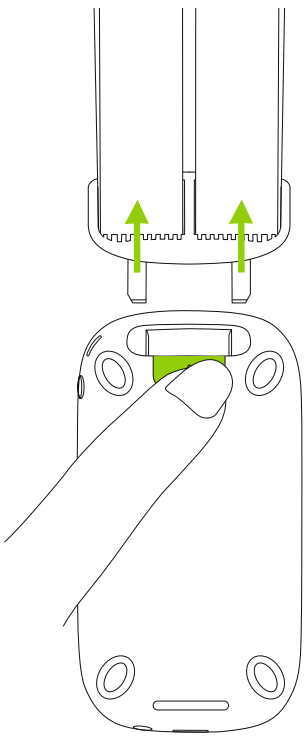

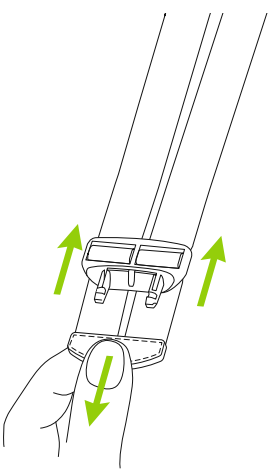

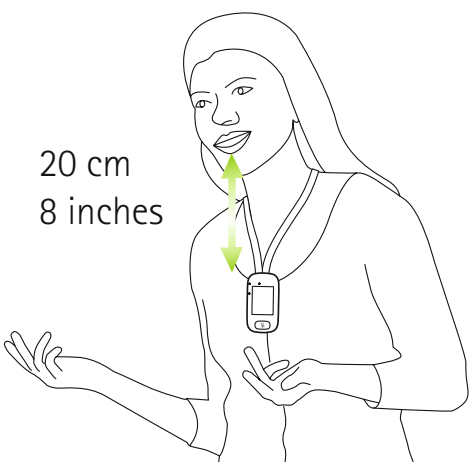

8

Recording: How to use
Aufnahme: Wie benützen
Enregistrement: Comment utiliser
Grabación: Como utilizar

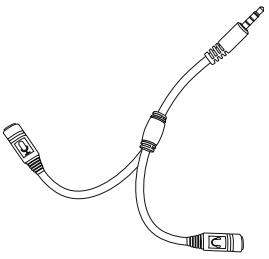

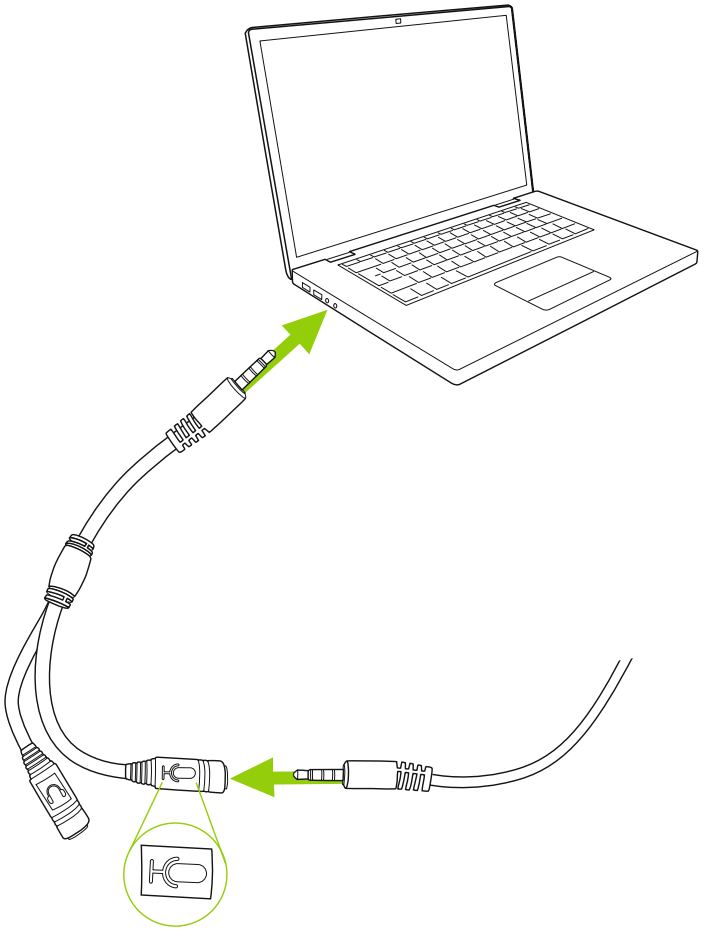

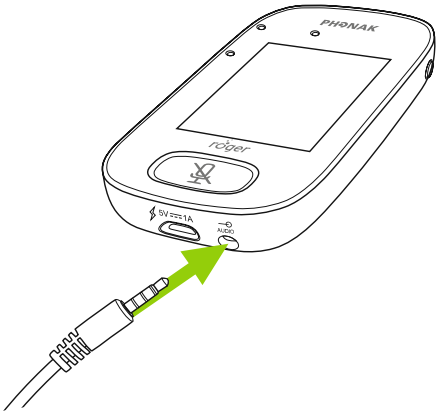

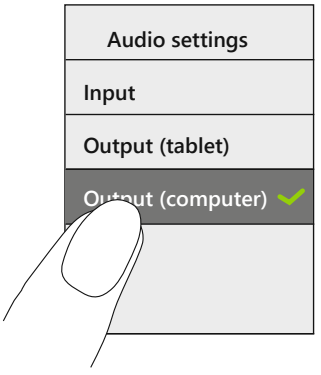

Indicator light
Statusanzeige
Témoin lumineux
Indicador luminoso

On/Off

1s 1s 1s — Charging | Aufladen | Charge | Cargar

Fully charged | Voll aufgeladen | complètement chargé | Completamente cargado

1s 1s 1s — Mute | Stumm | Mode sourdine | Modo silencio

2s 2s 2s — Primary not available | Primary nicht verfügbar | Primary indisponible | Primario no disponible

On/Off

1s 1s 1s — Charging | Aufladen | Charge | Cargar

Fully charged | Voll aufgeladen | complètement chargé | Completamente cargado

Switched on | Eingeschaltet | Allumé | Encendido

1s 1s 1s — Recharge device | Gerät aufladen | Recharger appareil | Cargar dispositivo

Symbols
Symbolen
Symboles
Símbolos

	Battery status – Charging – Low
5h20	Remaining time for use | Restnutzungsdauer | Temps d'utilisation restant | Duración restante de utilización
	Microphone mode: Lanyard/Small Group/Pointing
	Network, SubNet
MTX	MTN mode = Primary Talker or Equal Talker
	Audio – Input/Output/Boom
	USB
1 2	MTN role = Stand-alone/Primary/Secondary
	Screen progress
	Quick view

Operation range
Betriebsreichweite
Plage de fonctionnement
Alcance en funcionamiento

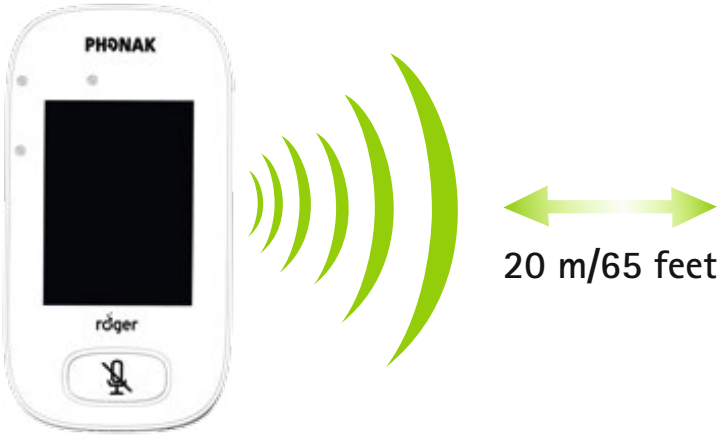

Receivers | Empfänger
Récepteurs | Receptores

Microphones | Mikrofone
Microphones | Micrófonos

Out of range! If distance greater than 20 meters / 65 feet
Ausser Reichweite! Wenn der Abstand größer als 20 Meter ist
Hors de portée! Si distance supérieure à 20 mètres
¡Fuera de alcance! Si la distancia es mayor que 20 metros

Receivers | Empfänger
Récepteurs | Receptores

Microphones | Mikrofone
Microphones | Micrófonos

Reset
Zurücksetzen
Réinitialiser
Reiniciar

Only Roger transmitters running on software version 4.x are compatible with Roger Touchscreen Mic.

Nur Roger Sender, die über die Software-Version 4.x verfügen, sind mit dem Roger Touchscreen Mic kompatibel.

Seuls les émetteurs Roger ayant la version 4.x ou plus élevée sont compatibles avec Roger Touchscreen Mic.

Sólo emisores Roger que utilizan la versión de software 4.x y la siguientes son compatibles con Roger Touchscreen Mic.

Operating conditions:
Betriebsbedingungen:
Conditions de fonctionnement:
Condiciones de funcionamiento:

0° to +45° Celsius
32° to +113° Fahrenheit

<95%
Relative humidity | relative Luftfeuchtigkeit | humidité relative | humedad relativa

>8 h

Waste Electrical and Electronic Equipment Directive
Elektro- und Elektronikgeräte-Abfall Richtlinie
Directive déchets d'équipements électriques et électroniques
Instrucciones de Residuos de Aparatos Eléctricos y Electrónicos

CE marking
CE-Kennzeichnung
Marquage CE
Marca CE

Class II

Indoor use

Important to read
Wichtig zu lesen
Important de lire
Importante de leer

ACMA - AUS/NZ

029-3210/V1.00/2016-04/na ® Phonak Communications AG All rights reserved

Phonak Communications AG
Laenggasse 17
CH-3280 Murten
Switzerland

www.phonak.com/phonak-roger